

# Heating

All-in-one comfort  
for residential  
applications





## Your next heating system will be a heat pump

**Heat pumps are ready to take on the challenge of home decarbonization and Daikin is ready to be the most suitable partner in this challenge.**

Home decarbonisation is the sustainability challenge of today. It's the newest addition to the global paradigm shift towards a more sustainable economy. In the automotive industry, agriculture and even in air travel, efforts have already been made to reduce or eliminate carbon emissions from energy sources. Next on the list: homes.

The European Union pledged to "play a central role" in achieving net-zero greenhouse gas emissions by 2050.

**In order to achieve their goals, they are betting on heat pumps**

And at Daikin, we are convinced that they're right. Heat pumps are more than ready to take on the challenge of home decarbonisation. They are not a technology of the future, but an established solution, ready to provide comfort.

### **Did you know?**

In several European countries, heat pumps are already installed in more than 50% of new buildings. In renovations, heat pumps are increasingly being considered as a replacement for boilers, especially for high-temperature models with a similar leaving water temperature of 70 °C.

# Heating

Daikin's vision on heating	52	Boilers	193
Introduction	54	Condensing boilers	194
4 steps to decarbonising residential heat	54	Gas condensing boilers	196
Stand By Me	56	Daikin Altherma 3 C Gas (D2C/TND*)	196
<b>Individual solutions</b>	<b>62</b>	Daikin Altherma 3 C Gas (D2CNL)	202
Heat pumps	65	Daikin Altherma C Gas W	204
Daikin Altherma 3 R (ERGA-E series, 4-6-8 kW)	66	Flue-gas evacuation system	206
Daikin Altherma 3 R F	68	<b>Collective solutions</b>	<b>213</b>
Daikin Altherma 3 R ECH <sub>2</sub> O	74	Decentralised solutions	214
Daikin Altherma 3 R W	80	Centralised solutions	215
Daikin Altherma 3 R (ERLA-D series, 11-14-16 kW)	86	Daikin Altherma R Flex Type HT HW	216
Daikin Altherma 3 R F	92	Water loop	218
Daikin Altherma 3 R ECH <sub>2</sub> O	98	Daikin Altherma 3 WS	218
Daikin Altherma 3 R W	104	<b>Peripherals</b>	<b>228</b>
Daikin Altherma 3 M	110	Tanks	231
<b>NEW</b> Daikin Altherma 3 M (4-6-8 kW)	110	Thermal stores and tanks	232
Daikin Altherma 3 M (9-11-14-16 kW)	116	Controllers	237
Daikin Altherma 3 H MT/HT	126	Wired remote controller	239
Daikin Altherma 3 H MT/HT F	134	Individual room controllers	242
Daikin Altherma 3 H MT/HT ECH <sub>2</sub> O	142	Onecta App	244
Daikin Altherma 3 H MT/HT W	152	Heating & cooling emitters	249
Daikin Altherma R HT	160	Daikin Altherma UFH	250
Daikin Altherma M HW	164	Daikin Altherma HPC floor standing	256
Daikin Altherma		Daikin Altherma HPC wall mounted	258
Ground source heat pump	170	Daikin Altherma HPC concealed	259
Daikin Altherma 3 GEO	170	Solar heating systems	265
Daikin Altherma Hybrid heat pump	178	Solar panels for pressurised use and Drain-back system	272
Daikin Altherma R Hybrid	181	Solar panel - pressurised system	274
Daikin Altherma R Hybrid + multi	182	Solar panels - drain-back system	276
Daikin Altherma H Hybrid	186	Solar collector	279
		Pump station	279

# 4 Steps to decarbonising residential heat

1

## Strengthened new build rules

All European member states have already put measures in place to ensure that new build houses and apartments have a better carbon performance by making an improved building envelope and the use of renewable energy mandatory. As a result, Daikin estimates that heat pumps already have up to 50% market share in new (single family) houses.

A considerable additional benefit of hydronic heat pumps is the ability to use it to cool as well heat, which is increasingly becoming a consumer requirement. This is partly due to the climate change effect, but also because of the higher insulation level built houses.

2

## Increase replacement rate

Today's replacement rate is, on average, 1% of the total number of heating systems installed per year and meeting the minimum target would require that replacement ratio to double within the coming 10 years.

Substituting heating devices with more efficient ones will constitute a move towards reducing CO<sub>2</sub> emission. The challenge however is to motivate EU citizens to choose renewable heating more often, thereby convincing those in the replacement market that heat pumps are an efficient, cost-effective and established solution.

2020

2030

1

40%

3

2

One of the biggest challenges we face to ensure a healthy and sustainable environment and contribute to carbon neutrality is to maximize usage of renewable energy, specifically when heating our homes. The majority of residential housing is still heated with outdated systems, often using polluting fossil fuels such as coal and oil.

The challenge involved in tackling this is made all the more clear by The European Green Deal, which is a set of policy initiatives by the European Commission with the key aim of making Europe climate neutral in 2050 using green technology.

Heat pumps start to play a crucial role in decarbonizing Europe, and in certain areas there has already been an impressive uptake. For example, heat pumps are the default heating system in Sweden and enjoy 50% of the market share in new builds in some European countries.

However, in the whole of Europe, renewable heating via heat pumps represents only 10% of all heating systems installed annually. This contrasts sharply with the EU Commission's ambitious target by 2030: 40% penetration of renewables in heating and cooling. At Daikin, we see the solution will be to take 4 steps to decarbonizing residential heat, in order to achieve the EU Commission's targets by 2030.

### 3 End fossil fuel incentives

Policy makers could avoid incentives for fossil fuels. Currently, direct or indirect incentives benefit oil or gas-based boilers, due to different taxation of heat pumps compared with boilers for instance. While doing this, the gap between today's electricity and gas prices in many member states is too high to make a heat pump an economically attractive investment for EU citizens. In the short term, government incentives can help accelerate the transition to carbon-neutral heating and make heat pumps accessible to all Europeans, but in the longer term more balanced energy prices and a correct indication of the energy and carbon performance of a building need to support the end user motivations to invest in heat pump technology.

### 4 Renewable heating standard in replacement

At Daikin, we believe heat pump systems have to become the standard when replacing heating systems. It is a fact that heat pumps are increasingly capable of high efficiencies, even at lower outdoor temperatures. The hydronic heat pump technology has developed quickly in recent years, making it fit for any type of residential building in Europe whether it is for the new build market or the replacement market. By increasing the share of green electricity to 60% of total EU electricity production, heat pumps will continue to increase their contribution to a decarbonized residential heating world.



## The future

At Daikin we're excited and passionate about taking on the changing environment and playing a key role in bringing this innovative technology into people's homes while ensuring all stakeholders, such as installers and architects, are on board. We can do our bit as well by making installation as simple as possible through great design. Europe has the technology, the expertise and the investments to expand the heat pump market further. From single family to multi-family homes, from small to large commercial buildings and industrial plants, heat pumps today are ready to go mainstream. All the signs are indicating that we need to act now! Let's convince those in the replacement market that heat pumps are the future and increase awareness regarding energy, cost-efficiency and environment-related advantages.

# Stand By Me, a journey to customer satisfaction

It's time to relax. With your customer's new Daikin installation and Stand By Me service programme, you can rest assured they are benefiting from the best comfort, energy efficiency, usability and service available on the market. Stand By Me eliminates your clients' worries and provides them with a free, extended warranty, quick follow-up from Daikin service providers, and additional warranties for specific parts.


## Get on board on our train to ultimate customer satisfaction

On our underground map you can discover all the tools we offer to Daikin installers to help them from the first point of contact with a new client, to the maintenance and repair after installation.



**HSN**  
PRO

**Heating Solutions Navigator**  
Provide the best fit solution for your customers homes

 Web portal  Professionals



**Daikin e-Care**  
Access to registration, configuration and trouble shooting

 Mobile app  Professionals



**Stand By Me**  
Manage your installation database and offer comfort and service to your customer

 Web portal  Professionals



**Onecta app**  
End-user app to control the residential unit

 Mobile app  Consumer



Scan the QR code or go to  
<http://metro.standbyme.daikin.eu> for the tool



NEW

## Discover the new features

We keep investing in the support towards our installers. With your Daikin account, you have access to Stand By Me and the Heating Solutions Navigator online. Use the same account to access the Daikin e-Care app. The tools offer now new features, check it out!



### Heating Solutions Navigator

Newest function:  
ventilation quotation tool



### Daikin e-Care

Newest function:  
commissioning tool



### Stand By Me

Newest functions:  
purchase of warranty extension,  
request for assistance



### Onecta App

Newest function:  
multiple users can control the  
units in a house, new users  
can be invited through the  
generation of a QR code

NEW

## Error notification and 20 installer settings for remote support through SBM Pro and e-care app

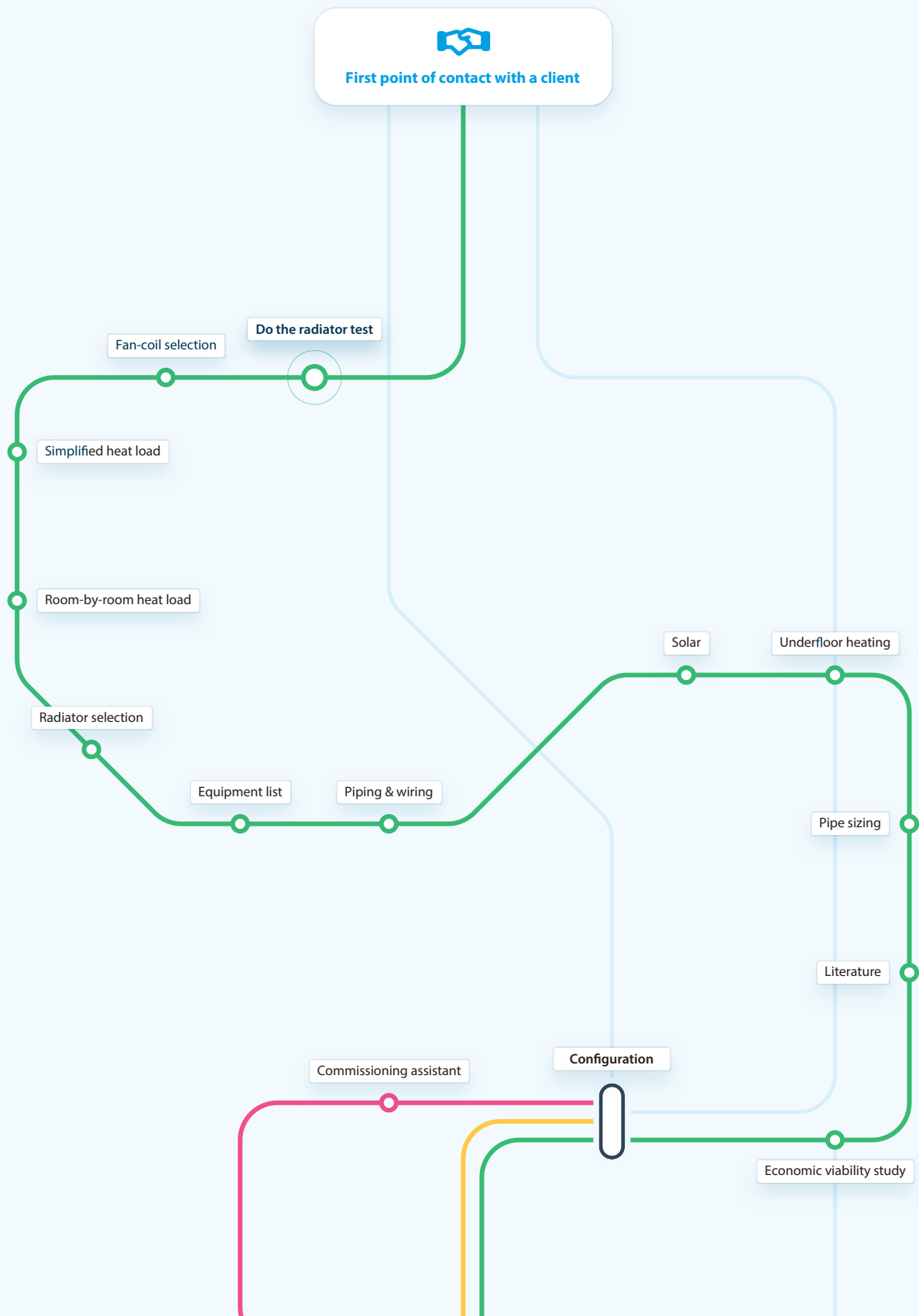
From the professional portal, installers can activate the remote monitoring allowing them to supervise your installation on multiple parameters, from their location. They will get an automatic notification in case there is something wrong with the installation. By changing certain settings they can improve your comfort immediately. Save time and get a better support, thanks to these new features.

- Space heating/cooling
- Room (RT)
- Main zone & Additional zone (LWT)
- Installer – Error handling
- Domestic hot water

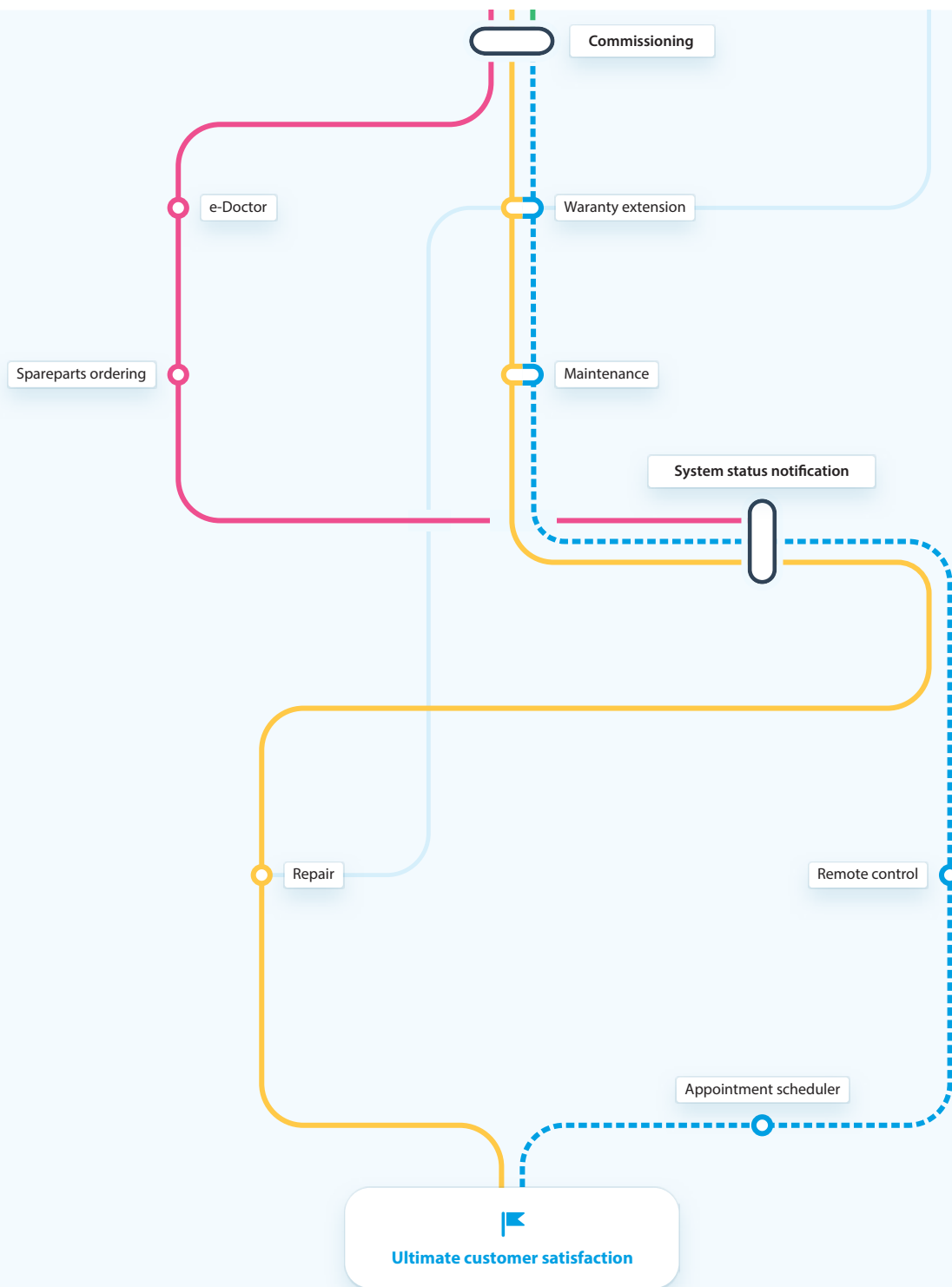
The screenshot displays the 'Advanced settings' menu in the Daikin app. On the left, there are sections for 'Advanced settings', 'Operation mode' (with Heating, Cooling, and Automatic options), 'Schedules', and 'Energy consumption' (showing 0 kWh today). On the right, the 'Weather-dependent curve' is shown for 'Heating'. The graph plots 'Target temperature' (y-axis, 25°C to 55°C) against 'Outdoor temperature' (x-axis, -40°C to 35°C). A red line shows the target temperature decreasing from 36°C at -40°C to 26°C at -10°C, then further to 15°C at 15°C. A vertical line at 22°C is labeled 'Heating off'. A note at the bottom right states 'Requires a reboot of the device'. 'CANCEL' and 'SAVE' buttons are at the bottom right.

# All about the Heating Solutions Navigator

The Heating Solutions Navigator is a digital toolbox developed for Daikin professionals with the aim to assist in providing the best fit solution for your customers homes. With this tool you can configure your installation, create custom made piping & wiring diagrams, set the configuration on your installation and much more.







#### Heating Solutions Navigator

- Do the radiator test
- Fan-coil selection
- Simplified Heat load
- Room by Room heat load
- Commissioning assistant
- Equipment list
- Piping & wiring
- Solar
- Underfloor heating
- Pipe sizing
- Literature
- Economic viability study
- Configuration
- Commissioning

#### e-Care Mobile App

- Commissioning assistant
- Commissioning
- e-Doctor
- Spareparts ordering
- System status notifications

#### Stand By Me

- Configuration
- Commissioning
- Warranty extension
- System status notifications

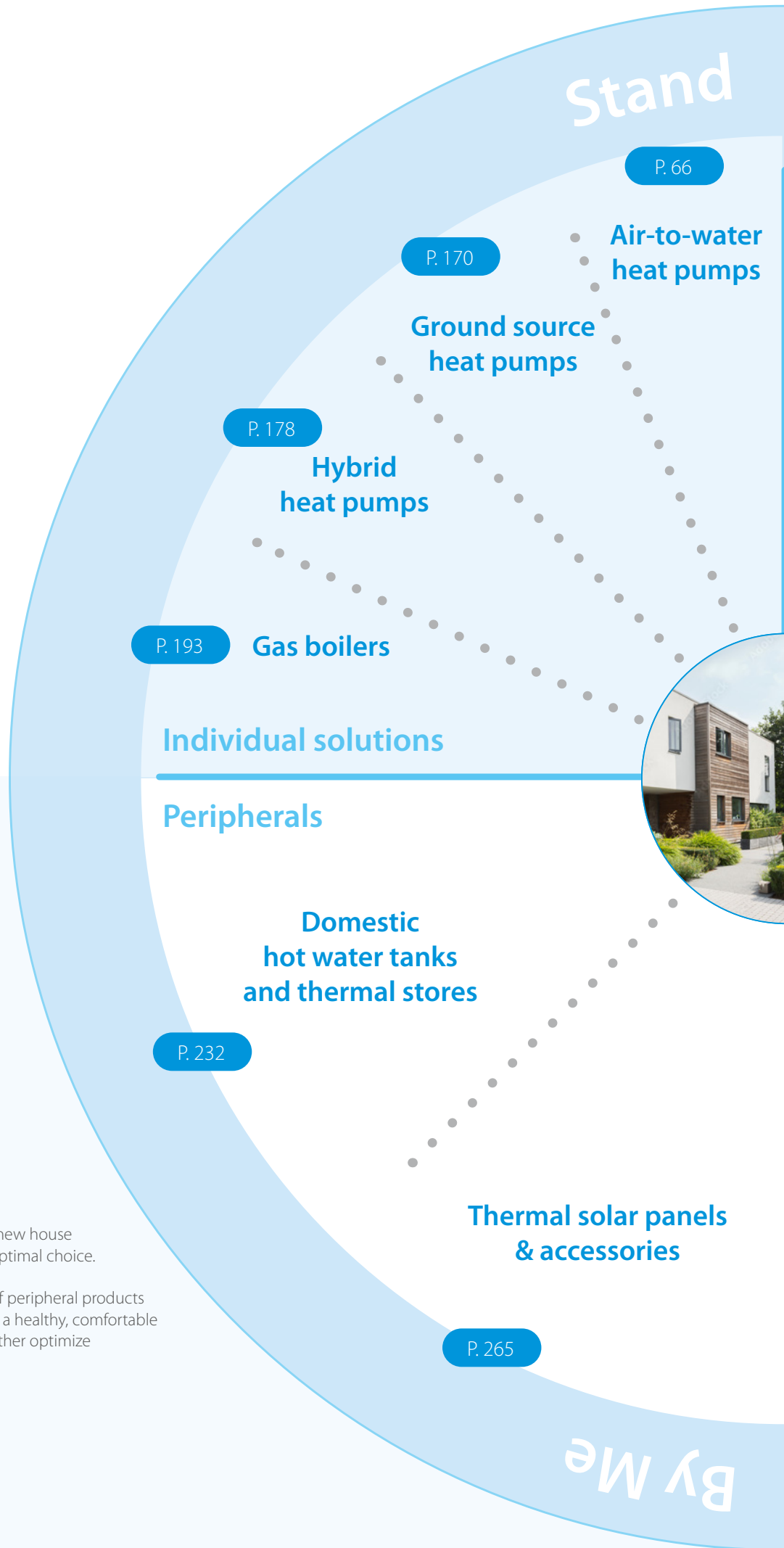
#### Onecta app

- Warranty extension
- Maintenance
- Remote control
- Appointment scheduler

# Residential heating

Whether you're renovating or building a new house or apartment, a Daikin heat pump is an optimal choice.

Our heat pumps integrate with a range of peripheral products to provide a custom solution that creates a healthy, comfortable climate year-round while helping you further optimize the efficiency of your heating system.



# By Me

P. 214

Decentralised

P. 215

Centralised

Water loop

P. 218

Collective solutions

Peripherals

Controls

P. 237

Heating and cooling emitters  
Air purification and ventilation

P. 249

# Stand





P. 66

DAIKIN ALTHERMA 3 R

4-6-8 kW



P. 126

DAIKIN ALTHERMA 3 H MT & HT

MT: 08-10-12 / HT: 14-16-18 kW

**Air-to-water**  
**Mid to high temperature**



Heating  
Cooling  
DHW

**HEAT**

Heating  
Cooling  
DHW

Heating  
Cooling  
DHW



DAIKIN ALTHERMA 3 GEO

P. 170

**Ground source**  
**Gas hybrid**



DAIKIN ALTHERMA R HYBRID

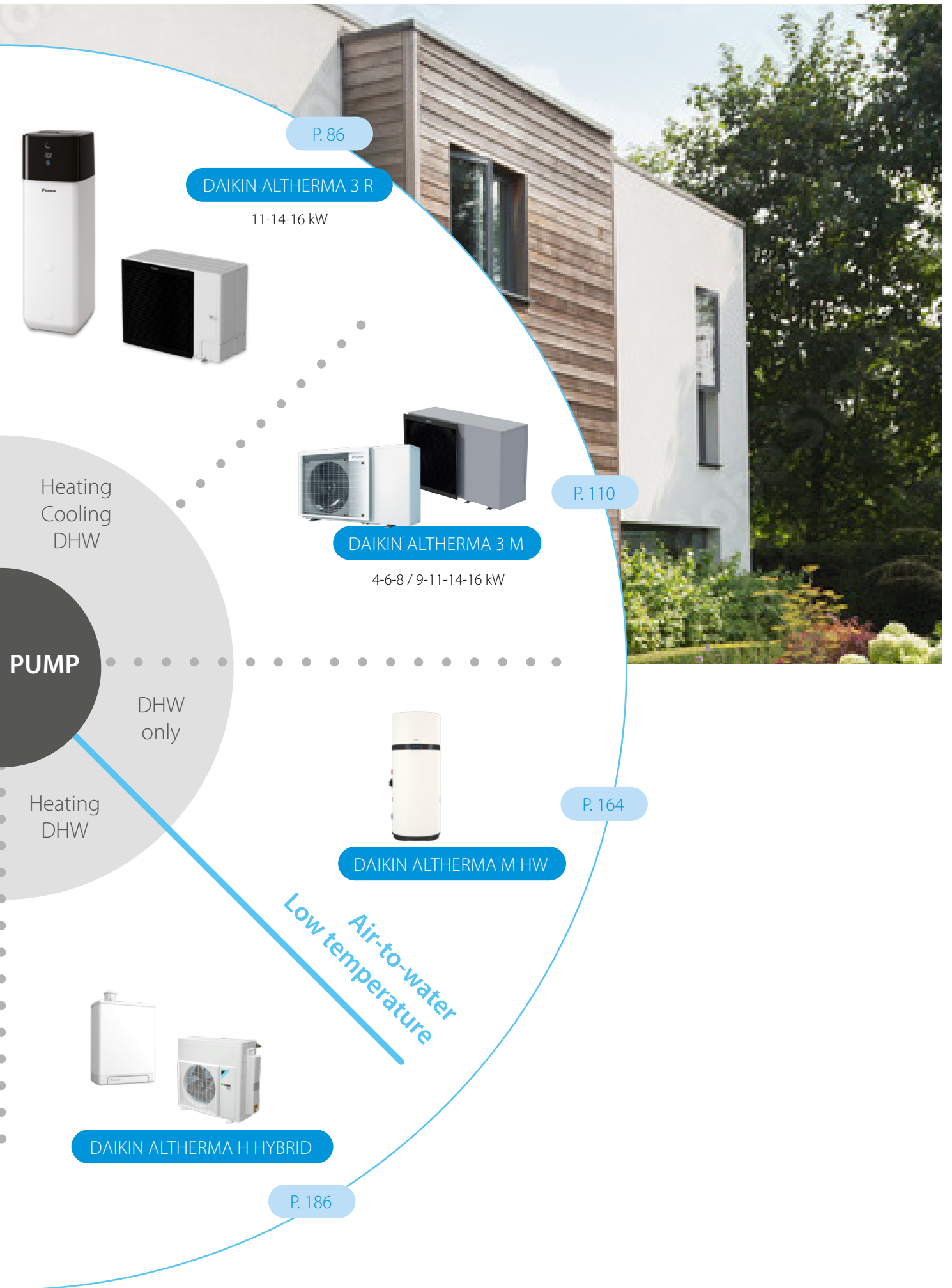
P. 178

# Individual solutions

Daikin's DNA is all about heat pumps.

In residential heating, we offer a wide range of heat pumps from air-to-water to hybrid heat pumps, including ground source heat pumps.

Daikin heat pumps can answer all need by providing the necessary comfort in space heating, space cooling or domestic hot water.





# Heat Pumps

Daikin Altherma 3 R (ERGA-E series, 4-6-8 kW)	66
Daikin Altherma 3 R F	68
Daikin Altherma 3 R ECH <sub>2</sub> O	74
Daikin Altherma 3 R W	80
Daikin Altherma 3 R (ERLA-D series, 11-14-16 kW)	86
Daikin Altherma 3 R F	92
Daikin Altherma 3 R ECH <sub>2</sub> O	98
Daikin Altherma 3 R W	104
Daikin Altherma 3 M	110
<b>NEW</b> Daikin Altherma 3 M (4-6-8 kW)	110
Daikin Altherma 3 M (9-11-14-16 kW)	116
Daikin Altherma 3 H MT/HT	126
Daikin Altherma 3 H MT/HT F	134
Daikin Altherma 3 H MT/HT ECH <sub>2</sub> O	142
Daikin Altherma 3 H MT/HT W	152
Daikin Altherma R HT	160
Daikin Altherma M HW	164
Daikin Altherma Ground source heat pump	170
Daikin Altherma 3 GEO	170
Daikin Altherma Hybrid heat pump	178
Daikin Altherma R Hybrid	181
Daikin Altherma R Hybrid + multi	182
Daikin Altherma H Hybrid	186



# Daikin Altherma 3 R

powered by Bluevolution with R-32 refrigerant

## Why choose Daikin Altherma 3 R?

Bluevolution technology combines very high efficient compressors developed by Daikin with the future of refrigerants: R-32.



### High performance

- › Leaving water temperature up to 65 °C at high efficiency
- › Suitable for both underfloor heating and radiators
- › Pedigree trademark in frost protection down to -25 °C, ensuring reliable operation even in the coldest climates
- › The Bluevolution technology offers the highest performance:
  - Seasonal efficiency up to A+++
  - Heating efficiency up to a COP of 5.1 (at 7 °C/35 °C)
  - Domestic hot water efficiency up to COP of 3.3 (EN16147)
- › Available in 4, 6 and 8 kW

### Easy to install

- › Delivered ready to operate: all key hydraulic elements are factory mounted
- › All servicing can be done from the front and all pipings can be accessed at the top of the unit
- › Black and white modern design
- › Reduced installation time: the outdoor unit is tested and charged with refrigerant

### Easy commissioning

- › Integrated high resolution colour interface
- › Quick wizard allowing commissioning in maximum 9 easy steps to have the full system ready to operate
- › Configuration can take place remotely to upload later on the unit after the day of the installation

### Easy to control

- › The combined effect of the Daikin Altherma weather dependent set-point controls and its inverter compressor ensures consistent room temperatures at all times.
- › Control your system from anywhere at any time via the Daikin Residential Controller app. This online controller allows adjustment of home comfort levels to suit individual preferences while achieving further energy efficiencies. The R-32 Daikin Altherma 3 R range can also be fully integrated with other home control systems



Control with Onecta app





## Daikin Altherma 3 R offers a wide range to adapt to your customers needs

### ✓ **Best seasonal efficiencies**

providing the highest savings on running costs

### ✓ Perfect fit for

**new buildings**, as well as for low energy houses

✓ A leaving water temperature up to 65 °C

makes it also a **suitable choice for refurbishments**

To cover all applications, the Daikin Altherma 3 R is available in 3 different indoor units




#### Daikin Altherma 3 R F

##### Floor standing unit with integrated domestic hot water tank

Compact and yet 100% comfort guaranteed

- › All components and connections are factory mounted
- › Very small 595 x 625 mm installation footprint required
- › Minimum electrical input with constantly available hot water
- › Dedicated Bi-Zone models available: two temperature zones automatically regulated by the same indoor unit
- › Modern stylish design available in white or silver-grey
- › Compatible with the Daikin Residential Controller app
- › Voice control available



#### Daikin Altherma 3 R ECH<sub>2</sub>O

##### Floor standing unit with integrated ECH<sub>2</sub>O tank

Integrated solar unit and domestic hot water tank

- › Maximising renewable energy with top comfort for hot water preparation
- › Solar support for domestic hot water
- › Lightweight plastic tank
- › Bivalent option: can be combined with a secondary heat source
- › App control available



#### Daikin Altherma 3 R W

##### Wall mounted unit

High flexibility for installation and domestic hot water connection

- › Compact unit with small installation (almost no side clearance is required)
- › Can be combined with a space separate domestic hot water tank up to 500 litres, with or without solar support
- › Stylish modern design
- › Compatible with the Daikin Residential Controller app
- › Voice control available



# Daikin Altherma 3 R F

floor standing unit with integrated domestic hot water tank

## Why choose Daikin floor standing unit with integrated domestic hot water tank?

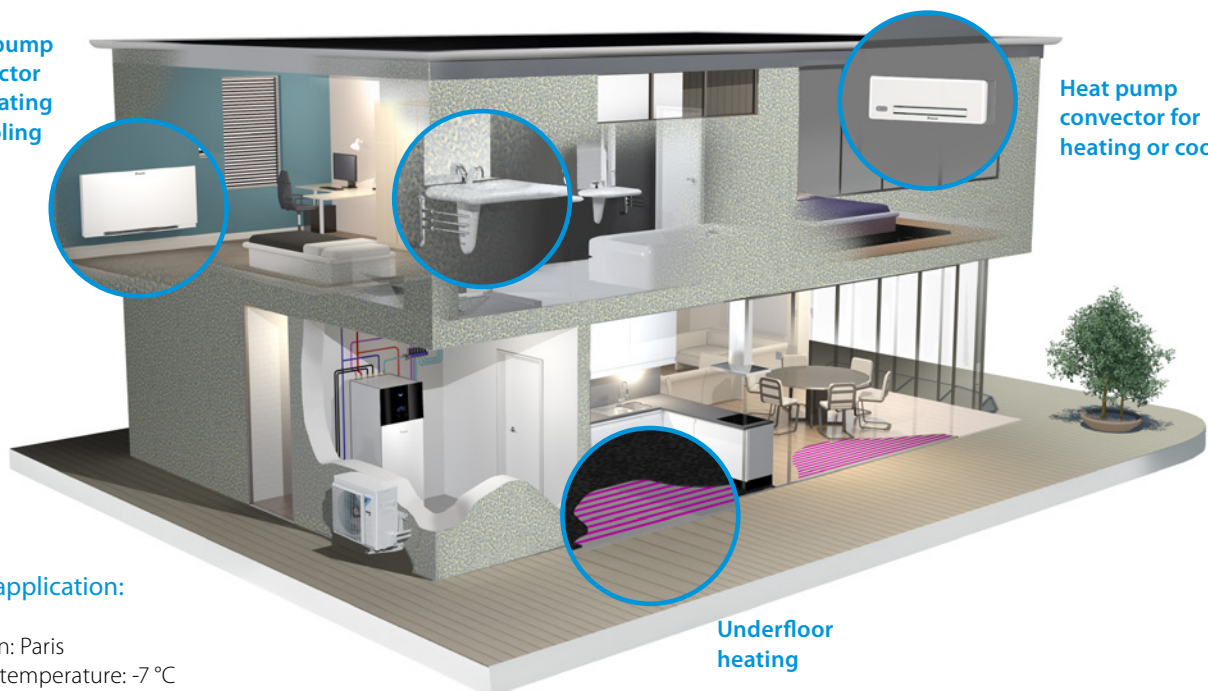
The Daikin Altherma 3 floor standing unit is the ideal system **to deliver heating, domestic hot water and cooling** for new build and low energy houses.

### All in one system to save installation space and time

- > A combined stainless steel domestic hot water tank of 180 or 230 L and heat pump ensures a faster installation compared to traditional systems
- > Inclusion of all hydraulic components means no third party components are required
- > PCB board and hydraulic components are located in the front for easy access
- > Small installation footprint of 595 x 625 mm
- > Integrated back-up heater choice of 3, 6, 9 kW
- > Dedicated Bi-Zone models allowing temperature monitoring for 2 zones connect underfloor heating to radiators for optimise efficiency

### Domestic hot water

Heat pump convector for heating or cooling



Heat pump convector for heating or cooling

Underfloor heating

### Typical application:

- > Location: Paris
- > Design temperature: -7 °C
- > Heat load: 7 kW
- > Heating off temperature: 16 °C

# All-in one design

## Reduces the installation footprint and height

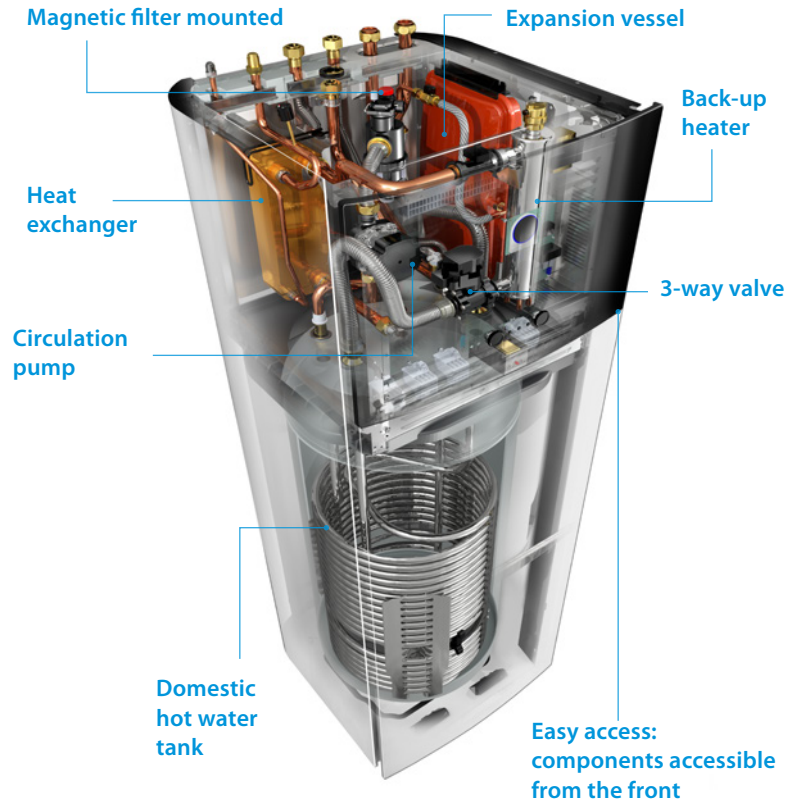
Compared to the traditional split version for a wall mounted indoor unit and a separate domestic hot water tank, the integrated indoor unit greatly reduces the installation space required.

With a small footprint of 595 x 625 mm, the integrated indoor unit has a similar footprint when compared to other household appliances.

For installation projects, almost no side clearance is necessary as the piping is located at the top of the unit.

With an installation height of 1.65 m for a 180 L tank and 1.85 m for a 230 L tank, the required installation height is less than 2 m.

The compactness of the integrated indoor unit is emphasised by its sleek design and modern look, easy blending in with other household appliances.



## Advanced user interface



### The Daikin Eye

The intuitive Daikin eye shows you in real time the status of the system. Blue is perfect! Should the eye turn red, an error has occurred.

## Quick to configure

Log in and you'll be able to completely configure the unit via the new interface in less than 10 steps. You can even check if the unit is ready for use by running test cycles!


## Easy operation

Work super-fast with the new interface. It's super easy to use with just a few buttons and 2 navigational knobs.

## Beautiful design

The interface was especially designed to be very intuitive. The high contrasted colour screen delivers stunning and practical visuals that really help you as installer or service engineer.

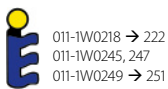
## Integrated indoor unit



# Daikin Altherma 3 R F

Floor standing air to water heat pump for heating and hot water; ideal for low energy houses

- › A combined stainless steel domestic hot water tank of 180 or 230 L and heat pump for easy installation
- › Inclusion of all hydraulic components means no third party components are required
- › PCB board and hydraulic components are located in the front for easy access
- › Small installation footprint of 595 x 625 mm
- › Integrated back-up heater choice of 6 or 9 kW
- › Outdoor unit extracts heat from the outdoor air, even at -25 °C
- › Compatible with the Onecta app
- › Voice control available



More details and final information can be found by scanning or clicking the QR codes.



EHVH-E6V



EHVH-E9W



ERGA-EV



ERGA-EVH



ERGA-EVH7

Efficiency data				EHVH + ERGA		04S18E6V + 04EV	04S23E6V + 04EV	08S18E6V/9W + 06EVH	08S23E6V/9W + 06EVH	08S18E6V/9W + 08EVH7	08S23E6V/9W + 08EVH7
Heating capacity	Nom.			kW		4.30 (1) / 4.60 (2)		6.00 (1) / 5.90 (2)		7.50 (1) / 7.80 (2)	
Power input	Heating	Nom.		kW		0.850 (1) / 1.26 (2)		1.24 (1) / 1.69 (2)		1.63 (1) / 2.23 (2)	
COP						5.10 (1) / 3.65 (2)		4.85 (1) / 3.50 (2)		4.60 (1) / 3.50 (2)	
Space heating	Average climate water outlet 55 °C	General	SCOP			3.26				3.32	
			ηs (Seasonal space heating efficiency)	%		127				130	
			Seasonal space heating eff. class			A++					
	Average climate water outlet 35 °C	General	SCOP			4.48		4.47		4.56	
			ηs (Seasonal space heating efficiency)	%		176				179	
			Seasonal space heating eff. class			A+++					
Domestic hot water heating	General	Average climate	Declared load profile			L	XL	L	XL	L	XL
			η <sub>wh</sub> (water heating efficiency)	%		125	133	125	133	125	133
			Water heating energy efficiency class			A+					

Indoor Unit				EHVH	04S18E6V	04S23E6V	08S18E6V/E9W	08S23E6V/E9W	08S18E6V/E9W	08S23E6V/E9W
Casing	Colour			White + Black						
	Material			Resin / Sheet metal						
Dimensions	Unit	HeightxWidthxDepth	mm	1,650x595x625	1,850x595x625	1,650x595x625	1,850x595x625	1,650x595x625	1,850x595x625	1,850x595x625
Weight	Unit			kg	119	128	119	128	119	128
Tank	Water volume			l	180	230	180	230	180	230
	Maximum water temperature			°C	70					
	Maximum water pressure			bar	10					
	Corrosion protection				Pickling					
Operation range	Heating	Ambient	Min.~Max.	°C	5~30					
		Water side	Min.~Max.	°C	15 ~65					
	Domestic hot water	Ambient	Min.~Max.	°CDB	5~35					
		Water side	Max.	°C	70					
Sound power level	Nom.			dBA	42					
Sound pressure level	Nom.			dBA	28					

Outdoor Unit				ERGA	04EV	06EVH	08EVH7	
Dimensions	Unit	HeightxWidthxDepth	mm	740x884x388				
Weight	Unit			kg	58.5			
Compressor	Quantity			1				
	Type			Hermetically sealed swing compressor				
Operation range	Cooling	Min.~Max.	°CDB	10~43				
	Domestic hot water	Min.~Max.	°CDB	-25~-35				
Refrigerant	Type			R-32				
	GWP			675.0				
	Charge			kg				
	Charge			TCO:Eq				
	Control			1.01				
Sound power level	Heating	Nom.	dBA	58	60		62	
	Cooling	Nom.	dBA	61	62			
Sound pressure level	Heating	Nom.	dBA	44	47		49	
	Cooling	Nom.	dBA	48	49		50	
Power supply	Name/Phase/Frequency/Voltage			Hz/V				
Current	Recommended fuses			A				
				V3/1N~/50/230				
				25				

(1) Cooling Ta 35 °C - LWE 18 °C (DT = 5 °C); heating Ta DB/WB 7 °C/6 °C - LWC 35 °C (DT = 5 °C) (2) Cooling Ta 35 °C - LWE 7 °C (DT = 5 °C); heating Ta DB/WB 7 °C/6 °C - LWC 45 °C (DT = 5 °C). This product contains fluorinated greenhouse gases.

# Daikin Altherma 3 R F

Floor standing air to water heat pump for heating, cooling and hot water; ideal for low energy houses

- › A combined stainless steel domestic hot water tank of 180 or 230 L and heat pump for easy installation
- › Inclusion of all hydraulic components means no third party components are required
- › PCB board and hydraulic components are located in the front for easy access
- › Small installation footprint of 595 x 625 mm
- › Integrated back-up heater choice of 3, 6, 9 kW
- › Outdoor unit extracts heat from the outdoor air, even at -25 °C
- › Compatible with the Onecta app
- › Voice control available



011-1W0218 → 222  
011-1W0245, 247  
011-1W0249 → 251

More details and final information can be found by scanning or clicking the QR codes.

up to **A+++** **A+** **65 °C** **R-32**



Efficiency data				EHVX + ERGA		04S18E3V/E6V + 04EV		04S23E3V/E6V + 04EV		08S18E6V/E9W + 06EVH		08S23E6V/E9W + 06EVH		08S18E6V/E9W + 08EVH7		08S23E6V/E9W + 08EVH7	
Heating capacity	Nom.		kW	4.30 (1) / 4.60 (2)		6.00 (1) / 5.90 (2)		7.50 (1) / 7.80 (2)		6.00 (1) / 5.90 (2)		7.50 (1) / 7.80 (2)		6.00 (1) / 5.90 (2)		7.50 (1) / 7.80 (2)	
Power input	Heating	Nom.	kW	0.850 (1) / 1.26 (2)		1.24 (1) / 1.69 (2)		1.63 (1) / 2.23 (2)		0.850 (1) / 1.26 (2)		1.24 (1) / 1.69 (2)		1.63 (1) / 2.23 (2)		0.850 (1) / 1.26 (2)	
Cooling capacity	Nom.		kW	4.86 (1) / 4.52 (2)		5.96 (1) / 5.09 (2)		6.25 (1) / 5.44 (2)		4.86 (1) / 4.52 (2)		5.96 (1) / 5.09 (2)		6.25 (1) / 5.44 (2)		4.86 (1) / 4.52 (2)	
Power input	Cooling	Nom.	kW	0.810 (1) / 1.36 (2)		1.06 (1) / 1.55 (2)		1.16 (1) / 1.73 (2)		0.810 (1) / 1.36 (2)		1.06 (1) / 1.55 (2)		1.16 (1) / 1.73 (2)		0.810 (1) / 1.36 (2)	
COP				5.10 (1) / 3.65 (2)		4.85 (1) / 3.50 (2)		4.60 (1) / 3.50 (2)		5.10 (1) / 3.65 (2)		4.85 (1) / 3.50 (2)		4.60 (1) / 3.50 (2)		5.10 (1) / 3.65 (2)	
EER				5.98 (1) / 3.32 (2)		5.61 (1) / 3.28 (2)		5.40 (1) / 3.14 (2)		5.98 (1) / 3.32 (2)		5.61 (1) / 3.28 (2)		5.40 (1) / 3.14 (2)		5.98 (1) / 3.32 (2)	
Space heating	Average climate water outlet 55 °C	General	SCOP	3.29		3.28		3.35		3.29		3.28		3.35		3.29	
			ηs (Seasonal space heating efficiency)	129		128		131		129		128		131		129	
	Average climate water outlet 35 °C	General	SCOP	4.54		4.52		4.61		4.54		4.52		4.61		4.54	
			ηs (Seasonal space heating efficiency)	179		178		181		179		178		181		179	
Domestic hot water heating	General	Declared load profile	Average climate	Average climate	Declared load profile	ηwh (water heating efficiency)	Water heating energy efficiency class	L	XL	L	XL	L	XL	L	XL	L	XL
								127	125	134	133	125	133	125	133	125	133
				A+													

Indoor Unit				EHVX	04S18E3V/E6V	04S23E3V/E6V	08S18E6V/E9W	08S23E6V/E9W	08S18E6V/E9W	08S23E6V/E9W
Casing	Colour	White + Black								
	Material	Resin / Sheet metal								
Dimensions	Unit	HeightxWidthxDepth	mm	1,650x595x625	1,850x595x625	1,650x595x625	1,850x595x625	1,650x595x625	1,850x595x625	1,650x595x625
Weight	Unit		kg	119	128	119	128	119	128	119
Tank	Water volume		l	180	230	180	230	180	230	180
	Maximum water temperature		°C	70						
	Maximum water pressure		bar	10						
	Corrosion protection			Pickling						
Operation range	Heating	Ambient	Min.~Max.	°C						
		Water side	Min.~Max.	°C						
	Cooling	Ambient	Min.~Max.	°CDB						
		Water side	Min.~Max.	°C						
	Domestic hot water	Ambient	Min.~Max.	°CDB						
		Water side	Max.	°C						
Sound power level	Nom.		dBA	42						
Sound pressure level	Nom.		dBA	28						

Outdoor Unit				ERGA	04EV	06EVH	08EVH7
Dimensions	Unit	HeightxWidthxDepth	mm	740x884x388			
Weight	Unit		kg	58.5			
Compressor	Quantity			1			
	Type			Hermetically sealed swing compressor			
Operation range	Cooling	Min.~Max.	°CDB	10~43			
	Domestic hot water	Min.~Max.	°CDB	-25~35			
Refrigerant	Type			R-32			
	GWP			675.0			
	Charge		kg	1.50			
	Charge		TCO:Eq	1.01			
Control				Expansion valve			
	Sound power level	Heating	Nom.	dBA	58	60	62
Sound pressure level	Cooling	Nom.	dBA	61		62	
	Heating	Nom.	dBA	44	47	49	
Sound pressure level	Cooling	Nom.	dBA	48	49	50	
	Power supply	Name/Phase/Frequency/Voltage	Hz/V	V3/1N~/50/230			
Current	Recommended fuses		A	25			

(1) Cooling Ta 35 °C - LWE 18 °C (DT = 5 °C); heating Ta DB/WB 7 °C/6 °C - LWC 35 °C (DT = 5 °C) (2) Cooling Ta 35 °C - LWE 7 °C (DT = 5 °C); heating Ta DB/WB 7 °C/6 °C - LWC 45 °C (DT = 5 °C). This product contains fluorinated greenhouse gases.

# Daikin Altherma 3 R F

Floor standing integrated with **two different temperature zones monitoring**

- › A combined stainless steel domestic hot water tank of 180 or 230 L and heat pump for easy installation
- › Inclusion of all hydraulic components means no third party components are required
- › PCB board and hydraulic components are located in the front for easy access
- › Small installation footprint of 595 x 625 mm
- › Integrated back-up heater choice of 6 or 9 kW
- › Outdoor unit extracts heat from the outdoor air, even at -25 °C
- › Compatible with the Onecta app
- › Voice control available



up to **A+++** **A+** **65 °C** **R-32**

More details and final information can be found by scanning or clicking the QR codes.



EHVZ-E6V



EHVZ-E9W



ERGA-EV



ERGA-EVH



ERGA-EVH7

Efficiency data				EHVZ + ERGA	04S18E6V + 04EV	08S18E6V/E9W + 06EVH	08S23E6V/E9W + 06EVH	08S18E6V/E9W + 08EVH7	08S23E6V/E9W + 08EVH7	
Heating capacity	Nom.		kW	4.30 (1) / 4.60 (2)		6.00 (1) / 5.90 (2)		7.50 (1) / 7.80 (2)		
Power input	Heating	Nom.	kW	0.850 (1) / 1.26 (2)		1.24 (1) / 1.69 (2)		1.63 (1) / 2.23 (2)		
COP				5.10 (1) / 3.65 (2)		4.85 (1) / 3.50 (2)		4.60 (1) / 3.50 (2)		
Space heating	Average climate water outlet 55 °C	General	SCOP			3.26			3.32	
			η <sub>s</sub> (Seasonal space heating efficiency)			127			130	
	Average climate water outlet 35 °C	General	SCOP	4.48		4.47			4.56	
			η <sub>s</sub> (Seasonal space heating efficiency)			176			179	
Domestic hot water heating	General	Declared load profile	Average η <sub>wh</sub> (water heating efficiency)	%		L	XL	L	XL	
						125	133	125	133	
						Water heating energy efficiency class				A+
Indoor Unit				EHVZ	04S18E6V	08S18E6V/E9W	08S23E6V/E9W	08S18E6V/E9W	08S23E6V/E9W	
Casing	Colour	White + Black								
	Material	Resin / Sheet metal								
Dimensions	Unit	HeightxWidthxDepth	mm		1,650x595x625		1,850x595x625	1,650x595x625	1,850x595x625	
Weight	Unit		kg		125		133	125	133	
	Tank	Water volume	l		180		230	180	230	
Operation range	Heating	Ambient	Min.~Max.	°C			5~30			
			Water side	Min.~Max.	°C		15~65			
	Domestic hot water	Ambient	Min.~Max.	°CDB			5~35			
			Water side	Max.	°C		70			
	Sound power level	Nom.		dBA			42			
		Nom.		dBA			28			
Outdoor Unit				ERGA	04EV	06EVH	08EVH7			
Dimensions	Unit	HeightxWidthxDepth	mm				740x884x388			
Weight	Unit		kg				58.5			
Compressor	Quantity						1			
	Type						Hermetically sealed swing compressor			
Operation range	Cooling	Min.~Max.	°CDB				10~43			
	Domestic hot water	Min.~Max.	°CDB				-25~-35			
Refrigerant	Type						R-32			
	GWP						675.0			
	Charge		kg				1.50			
	Charge Control		TCO:Eq				1.01			
Sound power level	Heating	Nom.	dBA	58		60			62	
	Cooling	Nom.	dBA	61			62			
Sound pressure level	Heating	Nom.	dBA	44		47			49	
	Cooling	Nom.	dBA	48		49			50	
Power supply	Name/Phase/Frequency/Voltage		Hz/V				V3/1N~/50/230			
Current	Recommended fuses		A				25			

(1) Cooling Ta 35 °C - LWE 18 °C (DT = 5 °C); heating Ta DB/WB 7 °C/6 °C - LWC 35 °C (DT = 5 °C) (2) Cooling Ta 35 °C - LWE 7 °C (DT = 5 °C); heating Ta DB/WB 7 °C/6 °C - LWC 45 °C (DT = 5 °C). This product contains fluorinated greenhouse gases.





# Floor standing unit with integrated ECH<sub>2</sub>O tank

The Daikin Altherma low temperature split integrated ECH<sub>2</sub>O is renowned for its ability to maximise renewable energy sources to provide the ultimate comfort in heating, domestic hot water and cooling.

### Intelligent storage management

- › The unit is 'Smart Grid' ready to take advantage of low energy tariffs and efficiently store thermal energy for space heating and domestic hot water
- › Continuous heating during defrost mode and use of stored heat for space heating (500 l tank only)
- › Electronic management of both heat pump and ECH<sub>2</sub>O thermal store maximises energy efficiency, as well as convenient heating and domestic hot water
- › Achieves the highest standards for water sanitation
- › Uses more renewable energy with solar connection

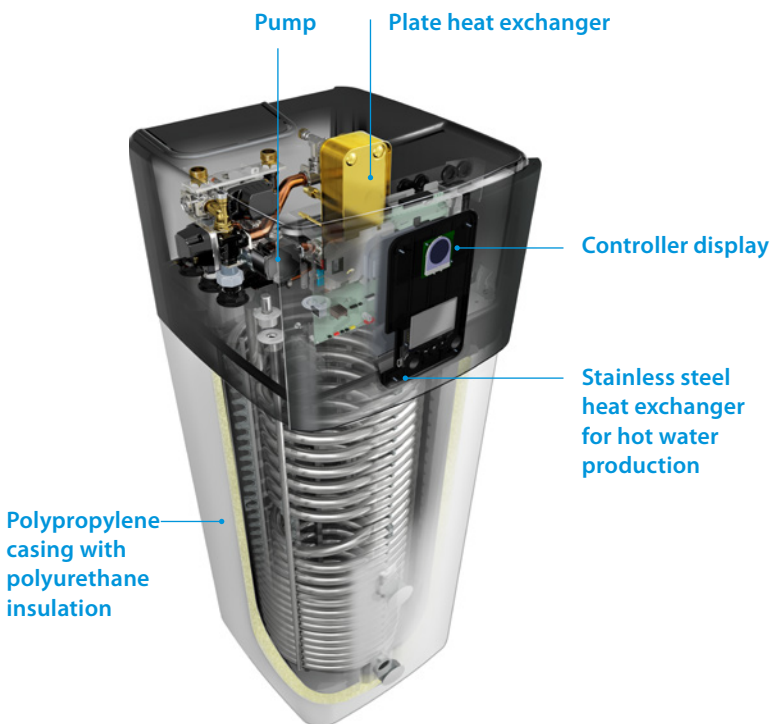
### Innovative and high-quality tank

- › Lightweight plastic tank
- › No corrosion, anode, scale or lime deposits
- › Contains impact resistant polypropylene inner and outer walls filled with high-grade insulation foam to reduce heat losses to a minimum

### Combinable with other heat sources

- › The bivalent option allows heat from other sources such as oil, gas or pellet-fired boilers to be stored in the solar system, further lowering energy consumption

## ECH<sub>2</sub>O



### Advanced user interface



#### The Daikin-Eye

The intuitive Daikin eye shows you in real time the status of your system. Blue is perfect! Should the eye turn red, an error has occurred.

#### Quick to configure

Log in and you'll be able to completely configure the unit in less than 10 steps. You can even check if the unit is ready for use by running test cycles!

#### Easy operation

The user interface works really fast thanks to its icon-based menus.

#### Beautiful design

The interface was especially designed to be very intuitive. The high contrasted colour screen delivers stunning and practical visuals that really help you as installer or service engineer.



## ECH<sub>2</sub>O thermal store range: additional hot water comfort

Combine your indoor unit with a thermal store to achieve the ultimate comfort at home

- › Fresh water principle: receive domestic hot water on demand while eliminating the risk of contamination and sedimentation
- › Optimal domestic hot water performance: the low temperature evolution enables high tapping performance

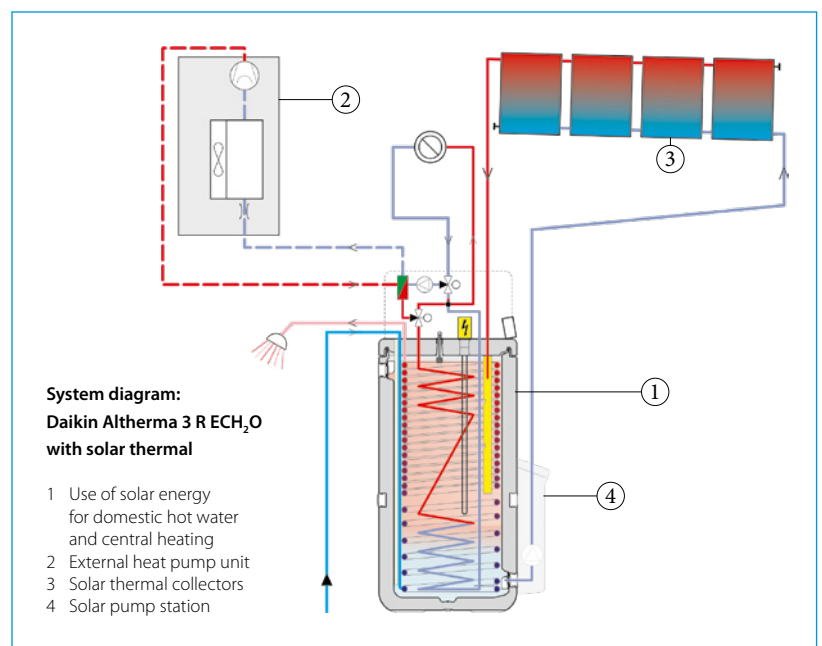
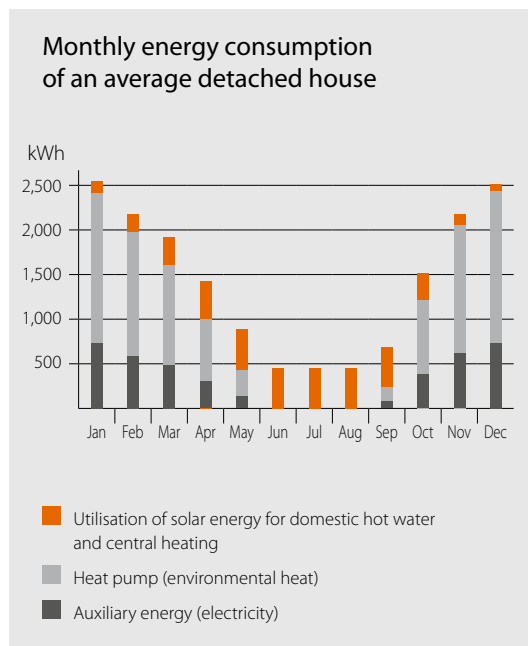
- › Fit for the future: possibility to integrate with renewable solar energy and other heat sources, e.g. fireplace
- › Lightweight and robust build of the unit combined with the cascade principle offers flexible installation options

### Pressureless (drain-back) solar system (EHS<sub>H</sub>-E, EHS<sub>X</sub>-E)

- › The solar collectors are only filled with water when sufficient heating is provided by the sun
- › The pumps in the control and pump unit switch on briefly and fill the collectors with storage tank water
- › After filling, water circulation is maintained by the remaining pump

### Pressurised solar system (EHS<sub>H</sub>B-E, EHS<sub>X</sub>B-E)

- › System is filled with heat transfer fluid with the correct amount of antifreeze to avoid freezing in winter
- › System is pressurised and sealed



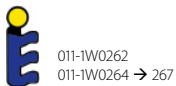
# Daikin Altherma 3 R ECH<sub>2</sub>O

Floor standing air to water heat pump for heating and hot water with thermal solar support

- › Integrated solar unit, offering top comfort in heating and hot water
- › Maximum use of renewable energy: uses heat pump technology for heating and solar support for space heating and domestic hot water production
- › Fresh water principle: hygienic water, with no need for thermal legionella disinfection
- › Maintenance-free tank: no corrosion, anode, scale or lime deposits, and no loss of water through safety valve
- › Solar support of domestic hot water with pressureless (drain-back) solar system
- › Heat loss is reduced to a minimum thanks to the high quality insulation
- › App control possible for managing heating, hot water and cooling operation
- › Outdoor unit extracts heat from the outdoor air, even at -25 °C
- › Possible to connect to photovoltaic solar panels to provide energy for your heat pump
- › Compatible with the Onecta app
- › Voice control available



up to **A+++** **A+** **R-32**



More details and final information can be found by scanning or clicking the QR codes.



EHS-E



ERGA-EV



ERGA-EVH



ERGA-EVH7

Efficiency data				EHS-E + ERGA	04P30E + 04EV	08P30E + 06EVH	08P50E + 06EVH	08P30E + 08EVH7	08P50E + 08EVH7
Heating capacity	Nom.			kW	4.30 (1) / 4.60 (2)	6.00 (1) / 5.90 (2)		7.50 (1) / 7.80 (2)	
Power input	Heating			Nom. kW	0.84 (1) / 1.26 (2)	1.24 (1) / 1.69 (2)		1.63 (1) / 2.23 (2)	
COP					5.10 (1) / 3.65 (2)	4.85 (1) / 3.50 (2)		4.60 (1) / 3.50 (2)	
Space heating	Average climate water outlet 55 °C	General	SCOP	%	3.26		3.32		130
			η <sub>s</sub> (Seasonal space heating efficiency)		127		A++		
	Average climate water outlet 35 °C	General	SCOP	%	4.48	4.47		4.56	
			η <sub>s</sub> (Seasonal space heating efficiency)		176		A+++		179
Domestic hot water heating	Average climate	General	Declared load profile		L	XL		L	XL
			η <sub>wh</sub> (water heating efficiency)	%	118	125		118	125
			Water heating energy efficiency class		A+				

Indoor Unit				EHS-E	04P30E	08P30E	08P50E	08P30E	08P50E	
Casing	Colour	Traffic white (RAL9016) / Traffic black (RAL9017)								
	Material	Impact resistant polypropylene								
Dimensions	Unit	HeightxWidthxDepth	mm	1,892x594x644		1,905x792x812		1,892x594x644		1,905x792x812
Weight	Unit	kg								
Tank	Water volume	l								
	Maximum water temperature	°C								
Operation range	Heating	Ambient	Min.~Max.	°C						
		Water side	Min.~Max.	°C						
	Domestic hot water	Ambient	Min.~Max.	°CDB						
		Water side	Min.~Max.	°C						
Sound power level	Nom.	dBA								

Outdoor Unit				ERGA	04EV	06EVH	08EVH7
Dimensions	Unit	HeightxWidthxDepth	mm	740x884x388			
Weight	Unit	kg					
Compressor	Quantity	1					
	Type	Hermetically sealed swing compressor					
Operation range	Cooling	Min.~Max.	°CDB				
	Domestic hot water	Min.~Max.	°CDB				
Refrigerant	Type	R-32					
	GWP	675.0					
	Charge	kg					
	Charge	TCO:Eq					
Sound power level	Heating	Nom.	dBA	58	60		62
	Cooling	Nom.	dBA	61	62		
Sound pressure level	Heating	Nom.	dBA	44	47		49
	Cooling	Nom.	dBA	48	49		50
Power supply	Name/Phase/Frequency/Voltage	Hz/V					
Current	Recommended fuses	A					

(1) Cooling Ta 35 °C - LWE 18 °C (DT = 5 °C); heating Ta DB/WB 7 °C/6 °C - LWC 35 °C (DT = 5 °C) (2) Cooling Ta 35 °C - LWE 7 °C (DT = 5 °C); heating Ta DB/WB 7 °C/6 °C - LWC 45 °C (DT = 5 °C). This product contains fluorinated greenhouse gases.

# Daikin Altherma 3 R ECH<sub>2</sub>O

Floor standing air to water heat pump for **bivalent heating and hot water** with thermal solar support

- › Integrated solar unit, offering top comfort in heating and hot water
- › Maximum use of renewable energy: uses heat pump technology for heating and solar support for space heating and domestic hot water production
- › Fresh water principle: hygienic water, with no need for thermal legionella disinfection
- › Maintenance-free tank: no corrosion, anode, scale or lime deposits, and no loss of water through safety valve
- › Bivalent system: combinable with a secondary heat source
- › Heat loss is reduced to a minimum thanks to the high quality insulation
- › App control possible for managing heating and hot water operation
- › Compatible with the Onecta app
- › Voice control available



up to

011-1W0262  
011-1W0264 → 267

More details and final information can be found by scanning or clicking the QR codes.



EHSB-E



ERGA-EV



ERGA-EVH



ERGA-EVH7

Efficiency data				EHSB + ERGA	04P30E + 04EV	08P30E + 06EVH	08P50E + 06EVH	08P30E + 08EVH7	08P50E + 08EVH7	
Heating capacity	Nom.			kW	4.30 (1) / 4.60 (2)	6.00 (1) / 5.90 (2)		7.50 (1) / 7.80 (2)		
Power input	Heating			Nom. kW	0.84 (1) / 1.26 (2)	1.24 (1) / 1.69 (2)		1.63 (1) / 2.23 (2)		
COP					5.10 (1) / 3.65 (2)	4.85 (1) / 3.50 (2)		4.60 (1) / 3.50 (2)		
Space heating	Average climate water outlet 55 °C	General	SCOP	%	3.26			3.32		
			η <sub>sp</sub> (Seasonal space heating efficiency)	%	127			130		
		General	Seasonal space heating eff. class		A++					
	Average climate water outlet 35 °C	General	SCOP	%	4.48	4.47		4.56		
		General	η <sub>sp</sub> (Seasonal space heating efficiency)	%	176			179		
			Seasonal space heating eff. class		A+++					
Domestic hot water heating	General	Declared load profile			L		XL		L XL	
	Average climate	η <sub>wh</sub> (water heating efficiency)			118		125		118 125	
		Water heating energy efficiency class			A+					

Indoor Unit				EHSB	04P30E	08P30E	08P50E	08P30E	08P50E
Casing	Colour	Traffic white (RAL9016) / Traffic black (RAL9017)							
	Material	Impact resistant polypropylene							
Dimensions	Unit	HeightxWidthxDepth	mm	1,892x594x644		1,905x792x812		1,892x594x644 1,905x792x812	
Weight	Unit	kg							
Tank	Water volume	l							
	Maximum water temperature	°C							
Operation range	Heating	Ambient	Min.~Max.	°C					
		Water side	Min.~Max.	°C					
	Domestic hot water	Ambient	Min.~Max.	°CDB					
		Water side	Min.~Max.	°C					
Sound power level	Nom.	dBA							

Outdoor Unit				ERGA	04EV	06EVH	08EVH7	
Dimensions	Unit	HeightxWidthxDepth	mm	740x884x388				
Weight	Unit	kg					58.5	
Compressor	Quantity	1						
	Type	Hermetically sealed swing compressor						
Operation range	Cooling	Min.~Max.	°CDB				10.0~43.0	
	Domestic hot water	Min.~Max.	°CDB				-25 ~35	
Refrigerant	Type	R-32						
	GWP	675.0						
	Charge	kg					1.50	
	Charge	TCO:Eq					1.01	
Sound power level	Heating	Nom.	dBA			58	60	62
			dBA			61		62
	Cooling	Nom.	dBA			44	47	49
Sound pressure level	Heating	Nom.	dBA			44	47	49
	Cooling	Nom.	dBA			48	49	50
Power supply	Name/Phase/Frequency/Voltage	Hz/V					V3/1N~/50/230	
Current	Recommended fuses	A					25	

(1) Cooling Ta 35 °C - LWE 18 °C (DT = 5 °C); heating Ta DB/WB 7 °C/6 °C - LWC 35 °C (DT = 5 °C) (2) Cooling Ta 35 °C - LWE 7 °C (DT = 5 °C); heating Ta DB/WB 7 °C/6 °C - LWC 45 °C (DT = 5 °C). This product contains fluorinated greenhouse gases.


# Daikin Altherma 3 R ECH<sub>2</sub>O

Floor standing air to water heat pump for **heating, cooling and hot water** with thermal solar support

- › Integrated solar unit, offering top comfort in heating, hot water and cooling
- › Maximum use of renewable energy: uses heat pump technology for heating and solar support for space heating and domestic hot water production
- › Fresh water principle: hygienic water, with no need for thermal legionella disinfection
- › Maintenance-free tank: no corrosion, anode, scale or lime deposits, and no loss of water through safety valve
- › Solar support of domestic hot water with pressureless (drain-back) solar system
- › Heat loss is reduced to a minimum thanks to the high quality insulation
- › App control possible for managing heating, hot water and cooling operation
- › Outdoor unit extracts heat from the outdoor air, even at -25 °C
- › Possible to connect to photovoltaic solar panels to provide energy for your heat pump
- › Compatible with the Onecta app
- › Voice control available



up to **A+++** **A+** **R-32**



More details and final information can be found by scanning or clicking the QR codes.



EHSX-E



ERGA-EV



ERGA-EVH



ERGA-EVH7

Efficiency data				EHSX + ERGA	04P30E + 04EV	04P50E + 04EV	08P30E + 06EVH	08P50E + 06EVH	08P30E + 08EVH7	08P50E + 08EVH7	
Heating capacity	Nom.			kW	4.30 (1) / 4.60 (2)		6.00 (1) / 5.90 (2)		7.50 (1) / 7.80 (2)		
Power input	Heating	Nom.			kW	0.84 (1) / 1.26 (2)		1.24 (1) / 1.69 (2)		1.63 (1) / 2.23 (2)	
Cooling capacity	Nom.			kW	4.86 (1) / 4.52 (2)		5.96 (1) / 5.09 (2)		6.25 (1) / 5.44 (2)		
Power input	Cooling	Nom.			kW	0.81 (1) / 1.36 (2)		1.06 (1) / 1.55 (2)		1.16 (1) / 1.73 (2)	
COP						5.10 (1) / 3.65 (2)		4.85 (1) / 3.50 (2)		4.60 (1) / 3.50 (2)	
EER						5.98 (1) / 3.32 (2)		5.61 (1) / 3.28 (2)		5.40 (1) / 3.14 (2)	
Space heating	Average climate water outlet 55 °C	General	SCOP			3.29		3.28		3.35	
			η <sub>s</sub> (Seasonal space heating efficiency)			129		128		131	
			Seasonal space heating eff. class					A++			
	Average climate water outlet 35 °C	General	SCOP			4.54		4.52		4.61	
η <sub>s</sub> (Seasonal space heating efficiency)					179		178		181		
		Seasonal space heating eff. class					A+++				
Domestic hot water heating	General climate	Declared load profile			L	XL	L	XL	L	XL	
			Average η <sub>wh</sub> (water heating efficiency)			118	125	118	125	118	125
			Water heating energy efficiency class							A+	

Indoor Unit				EHSX	04P30E	04P50E	08P30E	08P50E	08P30E	08P50E
Casing	Colour			Traffic white (RAL9016) / Traffic black (RAL9017)						
	Material			Impact resistant polypropylene						
Dimensions	Unit	HeightxWidthxD	mm	1,892x594x644	1,905x792x812	1,892x594x644	1,905x792x812	1,892x594x644	1,905x792x812	
	Weight			kg	77	107	77	107	77	107
Tank	Water volume			l	294	477	294	477	294	477
	Maximum water temperature		°C	85						
	Operation range	Heating	Ambient	Min.~Max.					-25~25	
Water side			Min.~Max.					18~65		
Cooling		Ambient	Min.~Max.					10~43		
		Water side	Min.~Max.					5~22		
Domestic hot water	Ambient	Min.~Max.					-25~35			
	Water side	Min.~Max.					25~55			
Sound power level	Nom.							39		

Outdoor Unit				ERGA	04EV	06EVH	08EVH7
Dimensions	Unit	HeightxWidthxD	mm	740x884x388			
	Weight			kg			58.5
Compressor	Quantity						1
	Type						Hermetically sealed swing compressor
Operation range	Cooling	Min.~Max.	°CDB				10.0~43.0
	Domestic hot water	Min.~Max.	°CDB				-25 ~35
Refrigerant	Type						R-32
	GWP						675.0
	Charge						1.50
	Charge						1.01
Sound power level	Heating	Nom.	dB(A)	58		60	
	Cooling	Nom.	dB(A)	61		62	
Sound pressure level	Heating	Nom.	dB(A)	44		47	
	Cooling	Nom.	dB(A)	48		49	
Power supply	Name/Phase/Frequency/Voltage						V3/1N~/50/230
	Recommended fuses						25

(1) Cooling Ta 35 °C - LWE 18 °C (DT = 5 °C); heating Ta DB/WB 7 °C/6 °C - LWC 35 °C (DT = 5 °C) (2) Cooling Ta 35 °C - LWE 7 °C (DT = 5 °C); heating Ta DB/WB 7 °C/6 °C - LWC 45 °C (DT = 5 °C). This product contains fluorinated greenhouse gases.


# Daikin Altherma 3 R ECH<sub>2</sub>O

Floor standing air to water heat pump for **bivalent heating, cooling and hot water** with thermal solar support

- › Integrated solar unit, offering top comfort in heating and hot water
- › Maximum use of renewable energy: uses heat pump technology for heating and solar support for space heating and domestic hot water production
- › Fresh water principle: hygienic water, with no need for thermal legionella disinfection
- › Maintenance-free tank: no corrosion, anode, scale or lime deposits, and no loss of water through safety valve
- › Bivalent system: combinable with a secondary heat source
- › Heat loss is reduced to a minimum thanks to the high quality insulation
- › App control possible for managing heating and hot water operation
- › Compatible with the Onecta app
- › Voice control available



up to **A+++** **A+** **65°C** **R-32**



More details and final information can be found by scanning or clicking the QR codes.



EHSXB-E



ERGA-EV



ERGA-EVH



ERGA-EVH7

Efficiency data				EHSXB + ERGA	04P30E + 04EV	04P50E + 04EV	08P30E + 06EVH	08P50E + 06EVH	08P30E + 08EVH7	08P50E + 08EVH7	
Heating capacity	Nom.		kW	4.30 (1) / 4.60 (2)			6.00 (1) / 5.90 (2)		7.50 (1) / 7.80 (2)		
Power input	Heating	Nom.	kW	0.84 (1) / 1.26 (2)			1.24 (1) / 1.69 (2)		1.63 (1) / 2.23 (2)		
Cooling capacity	Nom.		kW	4.86 (1) / 4.52 (2)			5.96 (1) / 5.09 (2)		6.25 (1) / 5.44 (2)		
Power input	Cooling	Nom.	kW	0.81 (1) / 1.36 (2)			1.06 (1) / 1.55 (2)		1.16 (1) / 1.73 (2)		
COP				5.10 (1) / 3.65 (2)			4.85 (1) / 3.50 (2)		4.60 (1) / 3.50 (2)		
EER				5.98 (1) / 3.32 (2)			5.61 (1) / 3.28 (2)		5.40 (1) / 3.14 (2)		
Space heating	Average climate water outlet 55 °C	General	SCOP ηs (Seasonal space heating efficiency)	3.29			3.28		3.35		
			Seasonal space heating eff. class	129			128		131		
Domestic hot water heating	Average climate water outlet 35 °C	General	SCOP ηs (Seasonal space heating efficiency)	4.54			4.52		4.61		
			Seasonal space heating eff. class	179			178		181		
Domestic hot water heating	Average climate	General	Declared load profile	L	XL	L	XL	L	XL		
			Average ηwh (water heating efficiency)	118	125	118	125	118	125		
				Water heating energy efficiency class				A+			

Indoor Unit				EHSXB	04P30E	04P50E	08P30E	08P50E	08P30E	08P50E
Casing	Colour	Traffic white (RAL9016) / Traffic black (RAL9017)								
	Material	Impact resistant polypropylene								
Dimensions	Unit	HeightxWidthxDensity	mm	1,892x594x644	1,905x792x812	1,892x594x644	1,905x792x812	1,892x594x644	1,905x792x812	1,905x792x812
	Weight	Unit	kg	79	110	79	110	79	110	
Tank	Water volume		l	294	477	294	477	294	477	
	Maximum water temperature		°C	85						
Operation range	Heating	Ambient	Min.~Max.	-25~25						
		Water side	Min.~Max.	18~65						
	Cooling	Ambient	Min.~Max.	°CDB 10~43						
		Water side	Min.~Max.	°C 5~22						
Domestic hot water	Ambient	Min.~Max.	°CDB -25~35							
	Water side	Min.~Max.	°C 25~55							
Sound power level	Nom.		dBA	39						

Outdoor Unit				ERGA	04EV	06EVH	08EVH7
Dimensions	Unit	HeightxWidthxDensity	mm	740x884x388			
	Weight	Unit	kg	58.5			
Compressor	Quantity			1			
	Type			Hermetically sealed swing compressor			
Operation range	Cooling	Min.~Max.	°CDB	10.0~43.0			
	Domestic hot water	Min.~Max.	°CDB	-25 ~35			
Refrigerant	Type			R-32			
	GWP			675.0			
	Charge	kg		1.50			
	Charge	TCO:Eq		1.01			
Sound power level	Heating	Nom.	dBA	58		60	62
	Cooling	Nom.	dBA	61		62	
Sound pressure level	Heating	Nom.	dBA	44		47	49
	Cooling	Nom.	dBA	48		49	50
Power supply	Name/Phase/Frequency/Voltage		Hz/V	V3/1N~/50/230			
Current	Recommended fuses		A	25			

(1) Cooling Ta 35 °C - LWE 18 °C (DT = 5 °C); heating Ta DB/WB 7 °C/6 °C - LWC 35 °C (DT = 5 °C) (2) Cooling Ta 35 °C - LWE 7 °C (DT = 5 °C); heating Ta DB/WB 7 °C/6 °C - LWC 45 °C (DT = 5 °C). This product contains fluorinated greenhouse gases.

# Daikin Altherma 3 R W


Wall mounted unit

## Why choose Daikin wall mounted unit?

The Daikin Altherma 3 R W wall mounted unit offers **heating and cooling** with high flexibility for a quick and easy installation, **with an optional connection to deliver domestic hot water.**

### High flexibility for installation and domestic hot water connection

- > Inclusion of all hydraulic components means no third party components are required
- > PCB board and hydraulic components are located in the front for easy access
- > Compact dimensions allows for small installation space, as almost no side clearances are required
- > The unit's sleek design blends in with other household appliances
- > Combine with a stainless steel or ECH<sub>2</sub>O thermal store



All hydraulic parts included in the compact wall mounted unit.

## Flexibility in providing domestic hot water

If the end user only requires hot water and installation height is limited, a separate tank can provide the required installation flexibility. At the side of our standard stainless steel tanks, we propose the ECH<sub>2</sub>O thermal stores.

### ECH<sub>2</sub>O thermal store range: additional hot water comfort

Combine your wall mounted unit with a thermal store for additional hot water comfort.

- › Fresh water principle: receive domestic hot water on demand while eliminating the risk of contamination and sedimentation
- › Optimal domestic hot water performance: with high tapping performance
- › Fit for future possibility to integrate with renewable solar energy and other heat sources, e.g. fireplace
- › Lightweight and robust build on the unit combined with cascade principle offers flexible installation options




Example of installation with a stainless steel domestic hot water tank (EKHWS(P)-D).

# Daikin Altherma 3 R W

Wall mounted **heating only** air-to-water heat pump ideal for low energy houses

- › Inclusion of all hydraulic components means no third party components are required
- › PCB board and hydraulic components are located in the front for easy access
- › Compact dimensions allows for small installation space, as almost no side clearances are required
- › The unit's sleek design blends in with other household appliances
- › Combine with a stainless steel tank or ECH<sub>2</sub>O thermal store
- › Outdoor unit extracts heat from the outdoor air, even at -25 °C
- › Compatible with the Onecta app
- › Voice control available



up to **A+++** **R-32**



011-1W0218-219  
011-1W0221  
011-1W0246-247

More details and final information can be found by scanning or clicking the QR codes.



EHBH-E6V



EHBH-E9W



ERGA-EV



ERGA-EVH



ERGA-EVH7

Efficiency data		EHBH + ERGA		04E6V + 04EV	08E6V + 06EVH	08E9W + 06EVH	08E6V + 08EVH7	08E9W + 08EVH7	
Heating capacity	Nom.	kW		4.30 (1) / 4.60 (2)	6.00 (1) / 5.90 (2)		7.50 (1) / 7.80 (2)		
Power input	Heating	Nom.		kW		0.85 (1) / 1.26 (2)	1.24 (1) / 1.69 (2)		
COP				5.10 (1) / 3.65 (2)	4.85 (1) / 3.50 (2)		4.60 (1) / 3.50 (2)		
Space heating	Average climate water outlet 55 °C	General	SCOP	3.26		3.32			
			η <sub>s</sub> (Seasonal space heating efficiency)	127		130			
	Average climate water outlet 35 °C	General	Seasonal space heating eff. class	A++					
			SCOP	4.48	4.47		4.56		
				176		179			
						A+++			

Indoor Unit		EHBH		04E6V	08E6V	08E9W	08E6V	08E9W
Casing	Colour			White + Black				
	Material			Resin, sheet metal				
Dimensions	Unit	HeightxWidthxDepth		mm				
Weight	Unit			42.0	42.4		42.0	42.4
Operation range	Heating	Water side	Min.~Max.	°C				
	Domestic hot water	Water side	Min.~Max.	°C				
Sound power level	Nom.			dBA				
Sound pressure level	Nom.			dBA				

Outdoor Unit		ERGA		04EV	06EVH	08EVH7
Dimensions	Unit	HeightxWidthxDepth		mm		
Weight	Unit			kg		
Compressor	Quantity			1		
	Type			Hermetically sealed swing compressor		
Operation range	Cooling	Min.~Max.	°CDB			
	Domestic hot water	Min.~Max.	°CDB			
Refrigerant	Type			R-32		
	GWP			675.0		
	Charge			kg		
	Charge			TCO:Eq		
	Control			Expansion valve		
Sound power level	Heating	Nom.	dBA	58	60	62
	Cooling	Nom.	dBA	61	62	
Sound pressure level	Heating	Nom.	dBA	44	47	49
	Cooling	Nom.	dBA	48	49	50
Power supply	Name/Phase/Frequency/Voltage			Hz/V		
Current	Recommended fuses			A		

(1) Cooling Ta 35 °C - LWE 18 °C (DT = 5 °C); heating Ta DB/WB 7 °C/6 °C - LWC 35 °C (DT = 5 °C) (2) Cooling Ta 35 °C - LWE 7 °C (DT = 5 °C); heating Ta DB/WB 7 °C/6 °C - LWC 45 °C (DT = 5 °C). This product contains fluorinated greenhouse gases.



# Daikin Altherma 3 R W

Wall mounted **reversible** air-to-water heat pump ideal for low energy houses

- › Inclusion of all hydraulic components means no third party components are required
- › PCB board and hydraulic components are located in the front for easy access
- › Compact dimensions allows for small installation space, as almost no side clearances are required
- › The unit's sleek design blends in with other household appliances
- › Combine with a stainless steel tank or ECH<sub>2</sub>O thermal store
- › Outdoor unit extracts heat from the outdoor air, even at -25 °C
- › Compatible with the Onecta app
- › Voice control available



011-1W0218-219  
011-1W0221  
011-1W0246-247



More details and final information can be found by scanning or clicking the QR codes.



EHBX-E6V



EHBX-E9W



ERGA-EV



ERGA-EVH



ERGA-EVH7

Efficiency data				EHBX + ERGA	04E6V + 04EV	08E6V + 06EVH	08E9W + 06EVH	08E6V + 08EVH7	08E9W + 08EVH7
Heating capacity	Nom.		kW	4.30 (1) / 4.60 (2)		6.00 (1) / 5.90 (2)		7.50 (1) / 7.80 (2)	
Power input	Heating	Nom.	kW	0.850 (1) / 1.26 (2)		1.24 (1) / 1.69 (2)		1.63 (1) / 2.23 (2)	
Cooling capacity	Nom.		kW	4.86 (1) / 4.52 (2)		5.96 (1) / 5.09 (2)		6.25 (1) / 5.44 (2)	
Power input	Cooling	Nom.	kW	0.810 (1) / 1.36 (2)		1.06 (1) / 1.55 (2)		1.16 (1) / 1.73 (2)	
COP				5.10 (1) / 3.65 (2)		4.85 (1) / 3.50 (2)		4.60 (1) / 3.50 (2)	
EER				5.98 (1) / 3.32 (2)		5.61 (1) / 3.28 (2)		5.40 (1) / 3.14 (2)	
Space heating	Average climate water outlet 55 °C	General	SCOP	3.29		3.28		3.35	
			ηs (Seasonal space heating efficiency)	%	129		128		131
				Seasonal space heating eff. class	A++				
	Average climate water outlet 35 °C	General	SCOP	4.54		4.52		4.61	
ηs (Seasonal space heating efficiency)			%	179		178		181	
			Seasonal space heating eff. class	A+++					

Indoor Unit				EHBX	04E6V	08E6V	08E9W	08E6V	08E9W
Casing	Colour	White + Black							
	Material	Resin, sheet metal							
Dimensions	Unit	HeightxWidthxDepth	mm	840x440x390					
Weight	Unit		kg	42.0		42.4		42.0	42.4
Operation range	Heating	Water side	Min.~Max.	°C					
	Domestic hot water	Water side	Min.~Max.	°C					
Sound power level	Nom.		dBA	42					
Sound pressure level	Nom.		dBA	28					

Outdoor Unit				ERGA	04EV	06EVH	08EVH7	
Dimensions	Unit	HeightxWidthxDepth	mm	740x884x388				
Weight	Unit		kg	58.5				
Compressor	Quantity			1				
	Type			Hermetically sealed swing compressor				
Operation range	Cooling	Min.~Max.	°CDB	10~43				
	Domestic hot water	Min.~Max.	°CDB	-25~-35				
Refrigerant	Type			R-32				
	GWP			675.0				
	Charge		kg	1.50				
	Charge		TCO:Eq	1.01				
	Control			Expansion valve				
Sound power level	Heating	Nom.	dBA	58		60		62
	Cooling	Nom.	dBA	61			62	
Sound pressure level	Heating	Nom.	dBA	44		47		49
	Cooling	Nom.	dBA	48		49		50
Power supply	Name/Phase/Frequency/Voltage		Hz/V	V3/1N~/50/230				
Current	Recommended fuses		A	25				


(1) Cooling Ta 35 °C - LWE 18 °C (DT = 5 °C); heating Ta DB/WB 7 °C/6 °C - LWC 35 °C (DT = 5 °C) (2) Cooling Ta 35 °C - LWE 7 °C (DT = 5 °C); heating Ta DB/WB 7 °C/6 °C - LWC 45 °C (DT = 5 °C). This product contains fluorinated greenhouse gases.

# Combination table and options

			Floor standing				
			Heating only		Reversible		Bi
			EHVH04S18E6V	EHVH08S18E6V	EHVX04S18E3V	EHVX08S18E6V	EHVZ04S18E6V
			EHVH04S23E6V	EHVH08S23E6V	EHVX04S23E3V	EHVX08S23E6V	
				EHVH08S18E9W	EHVX04S18E6V	EHVX08S18E9W	
				EHVH08S23E9W	EHVX04S23E6V	EHVX08S23E9W	
Type	Description	Material name					
Outdoor unit	4kW	ERGA04EAV3	•		•		•
	6kW	ERGA06EAV3H		•		•	
	8kW	ERGA08EAV3H7		•		•	
Controls	Madoka wired room thermostat	BRC1HHDK/S/W	•	•	•	•	•
	Wireless room thermostat	EKRTR1	•	•	•	•	•
	Wired digital thermostat	EKRRTWA	•	•	•	•	•
	LAN adapter	BRP069A62 <small>(with MMI from v6.8.0)</small>	•	•	•	•	•
	WLAN module	BRP069A71	• (1)	• (1)	• (1)	• (1)	• (1)
	WLAN cartridge	BRP069A78	• (1)	• (1)	• (1)	• (1)	• (1)
	Universal centralised controller for cascade	EKCC8-W DCOM-LT/IO,-LT/MB	•	•	•	•	•
Sensors	Remote indoor sensor	KRCS01-1	• (2)	• (2)	• (2)	• (2)	• (2)
	Remote outdoor sensor	EKRSCA1	• (2)	• (2)	• (2)	• (2)	• (2)
	External sensor for EKRTR room thermostat	EKRSETS	• (3)	• (3)	• (3)	• (3)	• (3)
Bizone kits	Watts kit	BZKA7V3	•	•	•	•	
	Generic bizone kit	EKMIKPOAF					
	Generic bizone kit	EKMIKPHAF					
Domestic hot water	DHW tank	EKHWS(P)(U)-D(3)V3					
	Thermal stores	EKHWP-(P)B					
	Third party tank kit	EKHY3PART					
	Third party tank kit	EKHY3PART2					
Heat pump convector	Floor standing	FWXV15/20/25*	• (5)	• (5)	• (5)	• (5)	• (5)
	Wall mounted	FWXT15/20/25*	• (5)	• (5)	• (5)	• (5)	• (5)
	Concealed	FWXM15/20/25*	• (5)	• (5)	• (5)	• (5)	• (5)
Other options	Digital I/O PCB	EKRPIHBAA	• (6)	• (6)	• (6)	• (6)	• (6)
	Demand PCB	EKRPIAHTA	•	•	•	•	•
	PC USB cable	EKPCCAB4	•	•	•	•	•
	Relay smart grid	EKRESLG	•	•	•	•	•
	Corner pipe bend kit	EKHVTC	•	•	•	•	•
Dedicated ECH <sub>2</sub> O options	Inline back-up heater (3kW, for *3V (1N ~, 230 V, 3 kW)	EKECBUAF3V					
	Inline back-up heater (6kW, for *6V (1N ~, 230 V, 6 kW)	EKECBUAF6V					
	Inline back-up heater (9kW, for *9WN (3N ~, 400 V, 9 kW)	EKECBUAF9W					
	Inline back-up heater connection kit	EKECBUCO3AF					
	Dirt separator	156021					
	Bivalent connector kit	EKECBIVCO2AF					
	Drain-back connector kit	EKECDBCO2AF					
	Circulation stop valves (2 pcs)	165070					
	Fill and drain connection KFE BA	165215					

- (1) W-LAN cartridge is supplied in the accessory bag of the unit => To be plugged in the SD-Slot on MMI-2 (in case of bad reception of signal, the WLAN cartridge can be removed and replaced by the WLAN or LAN module).
- (2) Only 1 sensor can be connected: indoor OR outdoor sensor.
- (3) Can only be used in combination with the wireless room thermostat EKRTR(1).
- (4) EKHY3PART2 can be used if you have a tank in which you can't insert a thermostat.





# Daikin Altherma 3 R

The power pact




The Daikin Altherma 3 R is the world's first high capacity R-32 refrigerant split unit, providing cooling next to heating and domestic hot water.

## Improved compactness

### A redesigned casing

A black horizontal front grille hides the single fan, reducing the perception of sound produced by the unit.

The light grey casing reflects the installation space to help the unit blend into any environment.



### A single fan for high-capacity units

Daikin engineers replaced the double fan with one larger fan and optimised its shape to lower the operational sound and improve air circulation.



1,100 mm



Check out the improved compactness!

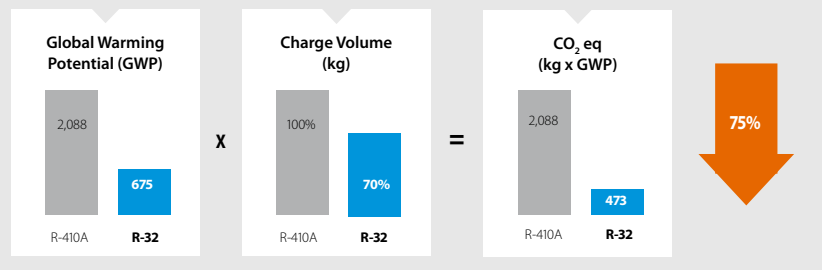


## Running on refrigerant R-32


Daikin is a pioneer in launching heat pumps equipped with R-32. With a lower Global Warming Potential (GWP), the R-32 is equivalent in power to standard refrigerants, but achieves higher energy efficiency and lower CO<sub>2</sub> emissions. Easy to recover and reuse, R-32 is the perfect solution for attaining the new European CO<sub>2</sub> emission targets.

Reduced environmental impact: CO<sub>2</sub>eq > reduced by 75%

- > GWP: R410A: 2,088 > R-32: 675
- > 30% less refrigerant charge needed



**R-32** BLUEVOLUTION



870 mm

460 mm

## Ideal for small spaces

Thanks to its single fan, the height is reduced, and its black grille makes it fit discretely in all kind of exteriors.



# Improved design



## Meeting modern society expectations

Outside, the outdoor unit blends in thanks to its black front grille. The horizontal lines of the grille hides the fan from view, making it more discreet.

In Europe, design has a huge importance. That's why, at Daikin, we have developed a new design line for outdoor units.

Customers invest in their property to make it look better and more sustainable, heat pumps must thick all boxes.



Check out the improved design!





## Discretion and peace of mind

As a third generation Daikin Altherma heat pump, indoor units gather all the installation and design improvements, rewarded in 2018 by RedDot, iF and Plus X awards.

Daikin indoor units can be installed in different places, garage, basement, utility room or even a kitchen while still blending in with the indoor design.

The units have also been designed to ease the work of the installer and therefore contribute to your peace of mind!



reddot award 2018  
winner



PLUS X AWARD  
High Quality  
Design  
Ease of Use  
EcoKool



reddot award 2018  
winner



# Improved performance

## All year round comfort

Daikin Altherma 3 R provides heating efficiently, both for space or domestic water.

With a leaving water temperature of up to 60°C at -7°C outside, the unit is intended for new buildings. The unit operations are ensured down to -25°C outside temperature.

As a low temperature heat pump, it is particularly efficient with low temperature emitters, such as underfloor heating and heat pump convectors, both available in the total Daikin solution.

## World first in its category

Indeed, Daikin Altherma 3 R is the world first high capacity R-32 refrigerant split heat pump to provide cooling, next to heating!


A patent is also pending for the plate heat exchanger, positioning once more Daikin as the heat pump leader (patent application n°EP3839360).



Check out the improved performance!







Underfloor heating



Heat pump convector



## Daikin Altherma 3 R, a complete offer

- Space Heating
- Space Cooling
- Domestic hot water
- App and voice control
- Flexible emitter choice
- All year round peace of mind



# Daikin Altherma 3 R F

Floor standing unit with integrated tank

## Why choose Daikin floor standing unit with integrated domestic hot water tank?

The Daikin Altherma 3 floor standing unit is the ideal system **to deliver heating, domestic hot water and cooling** for renovation or large new built.

### All in one system to save installation space and time

- › A combined stainless steel domestic hot water tank of 180 or 230 L and heat pump ensures a faster installation compared to traditional systems.
- › Inclusion of all hydraulic components means no third party components are required.
- › PCB board and hydraulic components are located in the front for easy access
- › Small installation footprint of 595 x 634 mm
- › Integrated back-up heater choice of 6, 9 kW models are available
- › Dedicated bi-zone models allowing temperature monitoring for 2 zones.

### Heating and cooling

Floor standing with integrated tank for domestic hot water



Underfloor heating

# All-in one design

## Reduces the installation footprint and height

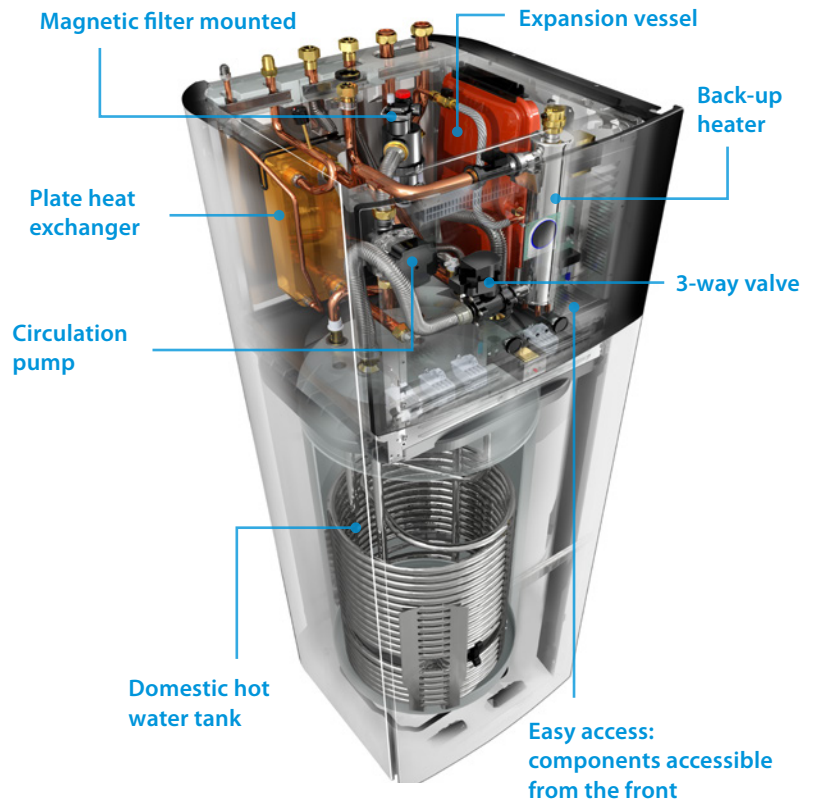
Compared to the traditional split version for a wall mounted indoor unit and a separate domestic hot water tank, the integrated indoor unit greatly reduces the installation space required.

With a small footprint of 595 x 634 mm, the integrated indoor unit has a similar footprint when compared to other household appliances.

For installation projects, almost no side clearance is necessary as the piping is located at the top of the unit.

With an installation height of 1.65 m for an 180 L tank and 1.85 m for a 230 L tank, the required installation height is less than 2m.

The compactness of the integrated indoor unit is emphasised by its sleek design and modern look, easy blending in with other household appliances.



## Advanced user interface



### The Daikin Eye

The intuitive Daikin eye shows you in real time the status of your system.

Blue is perfect! Should the eye turn red, an error has occurred.

### Quick to configure

Log in and you'll be able to completely configure the unit via the new interface in less than 10 steps. You can even check if the unit is ready for use by running test cycles!


### Easy operation

Work super-fast with the new interface. It's super easy to use with just a few buttons and 2 navigational knobs.

### Beautiful design

The interface was especially designed to be very intuitive. The high contrasted colour screen delivers stunning and practical visuals that really help you as installer or service engineer.

## Integrated indoor unit



# Daikin Altherma 3 R F

Floor standing air to water heat pump for heating and hot water

- > A combined stainless steel domestic hot water tank of 180 or 230L and heat pump for easy installation
- > Inclusion of all hydraulic components means no third party components are required
- > PCB board and hydraulic components are located in the front for easy access
- > Small installation footprint of 595 x 634 mm
- > Integrated back-up heater of 6 or 9 kW
- > Heat pump operation down to -25°C



- 011-1W0495
- 011-1W0496
- 011-1W0497
- 011-1W0498
- 011-1W0499
- 011-1W0500



up to **A+++** up to **A+** **60°C** **R-32**

More details and final information can be found by scanning or clicking the QR codes.



ERLA11-14DV3



ERLA11-14DW1



EBVH-D6V



EBVH-D9W



ERLA-DV37



ERLA-DW17

Efficiency data				EBVH + ERLA	11S18D6V/9W + 11DV/W	11S23D6V/9W + 11DV/W	16S18D6V/9W + 14DV/W	16S23D6V/9W + 14DV/W	16S18D6V/9W + 16DV7/W7	16S23D6V/9W + 16DV7/W7
Space heating	Average climate water outlet 55°C	General	SCOP		3.23			3.22		3.32
			η <sub>sp</sub> (Seasonal space heating efficiency)	%		126				130
			Seasonal space heating eff. class					A++		
Domestic hot water heating	Average climate	General	SCOP		4.63			4.60		4.61
			η <sub>sp</sub> (Seasonal space heating efficiency)	%		182			181	
			Seasonal space heating eff. class					A+++		
Domestic hot water heating	Average climate	General	Declared load profile		L	XL	L	XL	L	XL
			COP <sub>dhw</sub>		2.73	2.63	2.73	2.63	2.73	2.63
			η <sub>dhw</sub> (water heating efficiency)	%	116	109	116	109	116	109
			Water heating energy efficiency class		A+	A	A+	A	A+	A

Indoor Unit				EBVH	11S18D6V/9W	11S23D6V/9W	16S18D6V/9W	16S23D6V/9W	16S18D6V/9W	16S23D6V/9W
Casing	Colour	White + Black								
	Material	Precoated sheet metal								
Dimensions	Unit	HeightxWidthxDepth	mm	1,655x595x634	1,855x595x634	1,655x595x634	1,655x595x634	1,655x595x634	1,855x595x634	
Weight	Unit		kg	124	133	124	133	124	133	
Tank	Water volume		l	180	230	180	230	180	230	
	Maximum water temperature		°C	70						
	Maximum water pressure		bar	10						
	Corrosion protection			Pickling						
Operation range	Heating	Ambient	Min. ~ Max.	°C						
		Water side	Min. ~ Max.	°C						
	Domestic hot water	Ambient	Min. ~ Max.	°C						
		Water side	Min. ~ Max.	°C						
Sound power level	Nom.		dBA	44						
Sound pressure level	Nom.		dBA	30						

Outdoor Unit				ERLA	11DV3/W1	14DV3/W1	16DV37/W17
Dimensions	Unit	HeightxWidthxDepth	mm		870x1,100x460		
Weight	Unit		kg		101		
Compressor	Quantity				1		
	Type				Hermetically sealed swing inverter compressor		
Operation range	Heating	Min. ~ Max.	°CDB	-25 ~ 35			
	Cooling	Min. ~ Max.	°CDB	10 ~ 43			
	Domestic hot water	Min. ~ Max.	°CDB	-25 ~ 35			
Refrigerant	Type			R-32			
	GWP			675			
	Charge		kg	3.80			
	Charge		TCO <sub>2</sub> Eq	2.57			
	Control			Expansion valve			
LW(A) Sound power level (according to EN14825)				62			
Sound pressure level (at 1 meter)	Nom.			48			
Power supply	Name/Phase/Frequency/Voltage		Hz/V	V3/1 ~ /50/230 / W1/3 ~ /50/400			
Current	Recommended fuses		A	32 / 16			

This product contains fluorinated greenhouse gases.

# Daikin Altherma 3 R F

Floor standing air to water heat pump for heating, cooling and hot water

- › A combined stainless steel domestic hot water tank of 180 or 230L and heat pump for easy installation
- › Inclusion of all hydraulic components means no third party components are required
- › PCB board and hydraulic components are located in the front for easy access
- › Small installation footprint of 595 x 634 mm
- › Integrated back-up heater of 6 or 9 kW
- › Heat pump operation down to -25°C



- 011-1W0495
- 011-1W0496
- 011-1W0497
- 011-1W0498
- 011-1W0499
- 011-1W0500

up to **A+++** up to **A+** **60°C** **R-32**

More details and final information can be found by scanning or clicking the QR codes.



ERLA11-14DV3



ERLA11-14DW1



EBVX-D6V



EBVX-D9W



ERLA-DV37



ERLA-DW17

Efficiency data				EBVX + ERLA	11S18D6V/9W + 11DV/W	11S23D6V/9W + 11DV/W	16S18D6V/9W + 14DV/W	16S23D6V/9W + 14DV/W	16S18D6V/9W + 16DV7/W7	16S23D6V/9W + 16DV7/W7
Space heating	Average climate water outlet 55°C	General	SCOP	3.27		3.26		3.35		3.35
			ηs (Seasonal space heating efficiency)	128		128		131		131
			Seasonal space heating eff. class	A++						
Average climate water outlet 35°C	General	SCOP	4.72		4.68		4.68		4.68	
		ηs (Seasonal space heating efficiency)	186		184		184		184	
		Seasonal space heating eff. class	A+++							
Domestic hot water heating	Average climate	General	Declared load profile	L	XL	L	XL	L	XL	XL
			COPdhw	2.73	2.63	2.73	2.63	2.73	2.63	
			ηwh (water heating efficiency)	116	109	116	109	116	109	
			Water heating energy efficiency class	A+	A	A+	A	A+	A	
Indoor Unit				EBVX	11S18D6V/9W	11S23D6V/9W	16S18D6V/9W	16S23D6V/9W	16S18D6V/9W	16S23D6V/9W
Casing	Colour	White + Black								
	Material	Precoated sheet metal								
Dimensions	Unit	HeightxWidthxDepth	mm	1,655x595x634	1,855x595x634	1,655x595x634	1,855x595x634	1,655x595x634	1,855x595x634	1,855x595x634
Weight	Unit		kg	124	133	124	133	124	133	133
Tank	Water volume		l	180	230	180	230	180	230	230
	Maximum water temperature		°C	70						
	Maximum water pressure		bar	10						
	Corrosion protection			Pickling						
Operation range	Heating	Ambient	Min. ~ Max.	°C						
		Water side	Min. ~ Max.	-25 ~ 35						
	Cooling	Ambient	Min. ~ Max.	°C						
		Water side	Min. ~ Max.	18 ~ 60						
	Domestic hot water	Ambient	Min. ~ Max.	°C						
		Water side	Min. ~ Max.	10 ~ 43						
Sound power level	Nom.		dBA	44						
Sound pressure level	Nom.		dBA	30						
Outdoor Unit				ERLA	11DV3/W1	14DV3/W1	16DV37/W17			
Dimensions	Unit	HeightxWidthxDepth	mm	870x1,100x460						
Weight	Unit		kg	101						
Compressor	Quantity			1						
	Type			Hermetically sealed swing inverter compressor						
Operation range	Heating	Min. ~ Max.	°CDB	-25 ~ 35						
	Cooling	Min. ~ Max.	°CDB	10 ~ 43						
	Domestic hot water	Min. ~ Max.	°CDB	-25 ~ 35						
Refrigerant	Type			R-32						
	GWP			675						
	Charge		kg	3.80						
	Charge		TCO <sub>2</sub> Eq	2.57						
	Control			Expansion valve						
LW(A) Sound power level (according to EN14825)				62						
Sound pressure level (at 1 meter)	Nom.			48						
Power supply	Name/Phase/Frequency/Voltage		Hz/V	V3/1 ~ /50/230 / W1/3 ~ /50/400						
Current	Recommended fuses		A	32 / 16						

This product contains fluorinated greenhouse gases.

# Daikin Altherma 3 R F

Floor standing integrated with **two different temperature zones monitoring**

- › A combined stainless steel domestic hot water tank of 180 or 230L and heat pump for easy installation
- › Inclusion of all hydraulic components means no third party components are required
- › PCB board and hydraulic components are located in the front for easy access
- › Small installation footprint of 595 x 634 mm
- › Integrated back-up heater of 6 or 9 kW
- › Heat pump operation down to -25°C



011-1W0495  
011-1W0496  
011-1W0497  
011-1W0498  
011-1W0499  
011-1W0500



More details and final information can be found by scanning or clicking the QR codes.



ERLA11-14DV3



ERLA11-14DW1



EBVZ-D6V



EBVZ-D9W



ERLA-DV37



ERLA-DW17

Efficiency data				EBVZ + ERLA	16S18D6V/9W + 11DV/W	16S23D6V/9W + 11DV/W	16S18D6V/9W + 14DV/W	16S23D6V/9W + 14DV/W	16S18D6V/9W + 16DV7/W7	16S23D6V/9W + 16DV7/W7
Space heating	Average climate water outlet 55°C	General	SCOP	3.23			3.22			3.32
			ηs (Seasonal space heating efficiency)	131			126			130
			Seasonal space heating eff. class				A++			
Average climate water outlet 35°C	General	SCOP	4.61			4.60			4.61	
		ηs (Seasonal space heating efficiency)	182			181				
		Seasonal space heating eff. class				A+++				
Domestic hot water heating	Average climate	General	Declared load profile	L	XL	L	XL	L	XL	
			COPdhw	2.73	2.63	2.73	2.63	2.73	2.63	
			ηwh (water heating efficiency)	116	109	116	109	116	109	
	Water heating energy efficiency class	A+	A	A+	A	A+	A			
Indoor Unit				EBVZ	16S18D6V/9W	16S23D6V/9W	16S18D6V/9W	16S23D6V/9W	16S18D6V/9W	16S23D6V/9W
Casing	Colour	White + Black								
	Material	Precoated sheet metal								
Dimensions	Unit	HeightxWidthxDepth	mm	1,655x595x634	1,855x595x634	1,655x595x634	1,855x595x634	1,655x595x634	1,855x595x634	1,855x595x634
Weight	Unit	kg		137	145	137	145	137	145	
	Tank	Water volume	l	180	230	180	230	180	230	
Operation range	Heating	Ambient	Min. ~ Max.	°C	-25 ~ 35					
		Water side	Min. ~ Max.	°C	18 ~ 60					
	Domestic hot water	Ambient	Min. ~ Max.	°C	-25 ~ 25					
		Water side	Min. ~ Max.	°C	10 ~ 60					
	Sound power level	Nom.	dBA		44					
Sound pressure level	Nom.	dBA		30						
Outdoor Unit				ERLA	11DV3/W1	14DV3/W1	16DV37/W17			
Dimensions	Unit	HeightxWidthxDepth	mm	870x1,100x460						
Weight	Unit	kg		101						
Compressor	Quantity	1								
	Type	Hermetically sealed swing inverter compressor								
Operation range	Heating	Min. ~ Max.	°CDB	-25 ~ 35						
	Cooling	Min. ~ Max.	°CDB	10 ~ 43						
	Domestic hot water	Min. ~ Max.	°CDB	-25 ~ 35						
Refrigerant	Type	R-32								
	GWP	675								
	Charge	kg		3.80						
	Charge	TCO <sub>2</sub> Eq		2.57						
	Control	Expansion valve								
LW(A) Sound power level (according to EN14825)				62						
Sound pressure level (at 1 meter)	Nom.			48						
Power supply	Name/Phase/Frequency/Voltage	Hz/V		V3/1 ~ /50/230 / W1/3 ~ /50/400						
Current	Recommended fuses	A		32 / 16						

This product contains fluorinated greenhouse gases.



# Daikin Altherma 3 R ECH<sub>2</sub>O

## Floor standing unit with integrated ECH<sub>2</sub>O tank

The Daikin Altherma low temperature split integrated ECH<sub>2</sub>O is renowned for its ability to maximise renewable energy sources to provide the ultimate comfort in heating, domestic hot water and cooling

### Intelligent storage management

- › The unit is 'Smart Grid' ready to take advantage of low energy tariffs and efficiently store thermal energy for space heating and domestic hot water
- › Continuous heating during defrost mode and use of stored heat for space heating (500l tank only)
- › Electronic management of both heat pump and ECH<sub>2</sub>O thermal store maximises energy efficiency, as well as convenient heating and domestic hot water
- › Achieves the highest standards for water sanitation
- › Uses more renewable energy with solar connection

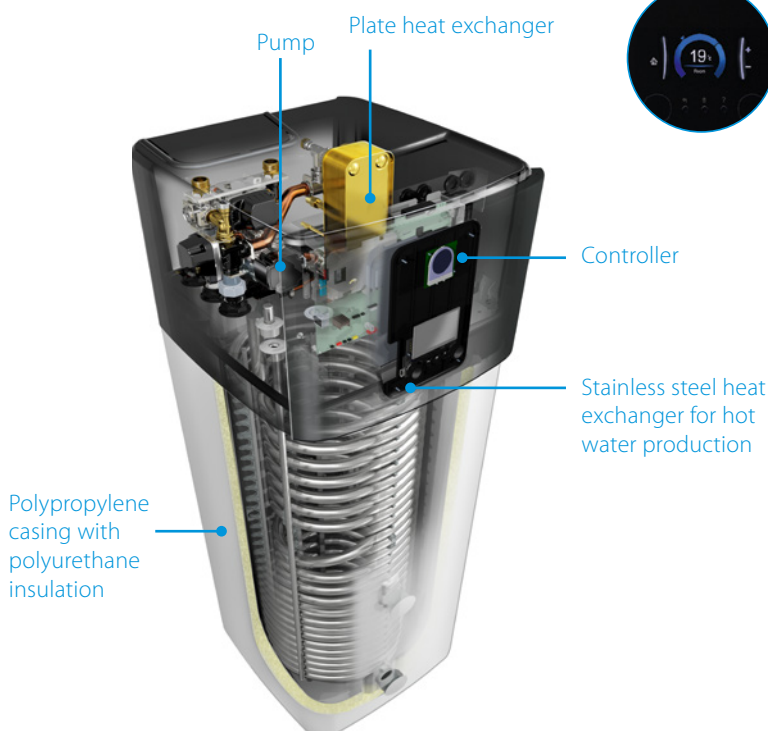
### Innovative and high-quality tank

- › Lightweight plastic tank
- › No corrosion, anode, scale or lime deposits
- › Contains impact resistant polypropylene inner and outer walls filled with high-grade insulation foam to reduce heat losses to a minimum

### Combinable with other heat sources

- › The bivalent option allows heat from other sources such as oil, gas or pellet-fired boilers to be stored in the solar system, further lowering energy consumption

## ECH<sub>2</sub>O



### Advanced user interface

#### The Daikin-Eye

The intuitive Daikin eye shows you in real time the status of your system. Blue is perfect! Should the eye turn red, an error has occurred.

#### Quick to configure

Log in and you'll be able to completely configure the unit in less than 10 steps. You can even check if the unit is ready for use by running test cycles!

#### Easy operation

The user interface works really fast thanks to its icon-based menus.

#### Beautiful design

The interface was especially designed to be very intuitive. The high contrasted colour screen delivers stunning and practical visuals that really help you as installer or service engineer.



## ECH<sub>2</sub>O thermal store range: additional hot water comfort

Combine your indoor unit with a thermal store to achieve the ultimate comfort at home.

- › Fresh water principle: receive domestic hot water on demand while eliminating the risk of contamination and sedimentation
- › Optimal domestic hot water performance: the low temperature evolution enables high tapping performance
- › Fit for the future: possibility to integrate with renewable solar energy and other heat sources, e.g. fireplace
- › Lightweight and robust build of the unit combined with the cascade principle offers flexible installation options

Built for small and large homes, customers can choose between a pressureless and a pressurised hot water system.

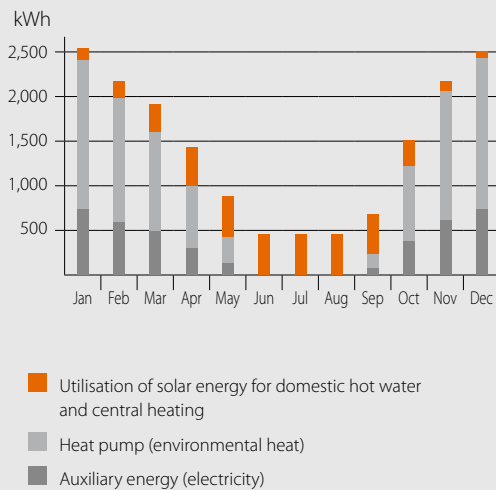
### Pressureless (drain-back) solar system EBSH-D, EBSX-D

- › The solar collectors are only filled with water when sufficient heating is provided by the sun
- › The pumps in the control and pump unit switch on briefly and fill the collectors with storage tank water
- › After filling, water circulation is maintained by the remaining pump

### Pressurised solar system EBSHB-D, EBSXB-D

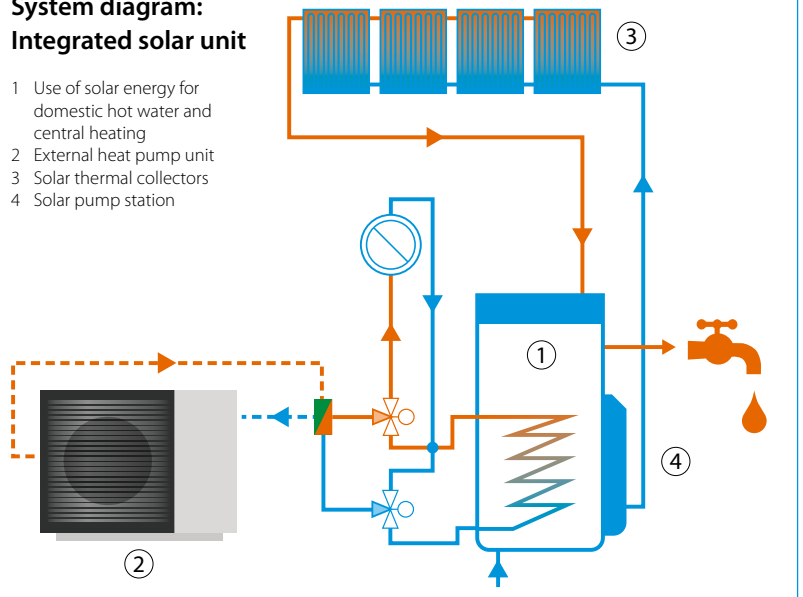
- › System is filled with heat transfer fluid with the correct amount of antifreeze to avoid freezing in winter
- › System is pressurised and sealed

### Monthly energy consumption of an average detached house



### System diagram: Integrated solar unit

- 1 Use of solar energy for domestic hot water and central heating
- 2 External heat pump unit
- 3 Solar thermal collectors
- 4 Solar pump station



# Daikin Altherma 3 R ECH<sub>2</sub>O

Floor standing air-to-water heat pump for heating and hot water with thermal solar support

- › Integrated solar unit, offering top comfort in heating and hot water
- › Maximum use of renewable energy: uses heat pump technology for heating and solar support for space heating and domestic hot water production
- › Fresh water principle: hygienic water, with no need for thermal legionella disinfection
- › Maintenance-free tank: no corrosion, anode, scale or lime deposits, and no loss of water through safety valve
- › Solar support of domestic hot water with pressureless (drain-back) solar system
- › Heat loss is reduced to a minimum thanks to the high quality insulation
- › App control possible for managing heating, hot water and cooling operation
- › Heat pump operation down to -25°C
- › Possible to connect to photovoltaic solar panels to provide energy for your heat pump



up to up to



011-1W0493  
011-1W0494  
More details and final information can be found by scanning or clicking the QR codes.



EBSH-D



ERLA11-14DV3



ERLA11-14DW1



ERLA-DV37



ERLA-DW17

Efficiency data				EBSH + ERLA	11P30D + 11DV/W	11P50D + 11D/W	16P30D + 14DV/W	16P50D + 14DV/W	16P30D + 16DV7/W7	16P50D + 16DV7/W7	
Space heating	Average climate water outlet 55°C	General	SCOP ηs (Seasonal space heating efficiency) Seasonal space heating eff. class	%	3.23	126	3.22		3.32	130	
	Average climate water outlet 35°C	General	SCOP ηs (Seasonal space heating efficiency) Seasonal space heating eff. class	%	4.63 182		4.60	181	4.61		
Domestic hot water heating	General	Declared load profile			L	XL	L	XL	L	XL	
	Average climate	COP <sub>dhw</sub>	η <sub>wh</sub> (water heating efficiency) Water heating energy efficiency class	%	2.73 / 2.75 115 / 116	3.05 / 3.10 126 / 128	2.73 / 2.75 115 / 116	3.05 / 3.10 126 / 128	2.73 / 2.75 115 / 116	3.05 / 3.10 126 / 128	
					A+						
Indoor Unit		EBSH		11P30D	11P50D	16P30D	16P50D	16P30D	16P50D		
Casing	Colour	Traffic white (RAL9016) / Traffic black (RAL9017)									
	Material	Impact resistant polypropylene									
Dimensions	Unit	HeightxWidthxD	mm	1,893x594x680	1,910x792x817	1,893x594x680	1,910x792x817	1,893x594x680	1,910x792x817		
Weight	Unit		kg	93	114	93	114	93	114		
Tank	Water volume		l	294	477	294	477	294	477		
	Maximum water temperature		°C	85							
Operation range	Heating	Ambient	Min. ~ Max.	°C							
		Water side	Min. ~ Max.	°C							
	Domestic hot water	Ambient	Min. ~ Max.	°C							
		Water side	Min. ~ Max.	°C							
Sound power level	Nom.		dBA	44.70							
Sound pressure level	Nom.		dBA	36.80							
Outdoor Unit		ERLA		11DV3/W1	14DV3/W1	16DV37/W17					
Dimensions	Unit	HeightxWidthxD	mm	870x1,100x460							
Weight	Unit		kg	101							
Compressor	Quantity			1							
	Type	Hermetically sealed swing inverter compressor									
Operation range	Heating	Min. ~ Max.	°CDB	-25 ~ 35							
	Cooling	Min. ~ Max.	°CDB	10 ~ 43							
	Domestic hot water	Min. ~ Max.	°CDB	-25 ~ 35							
Refrigerant	Type	R-32									
	GWP	675									
	Charge	kg	3.80								
	Charge	TCO <sub>2</sub> Eq	2.57								
	Control	Expansion valve									
LW(A) Sound power level (according to EN14825)				62							
Sound pressure level (at 1 meter)	Nom.			48							
Power supply	Name/Phase/Frequency/Voltage		Hz/V	V3/1 ~ /50/230 / W1/3 ~ /50/400							
Current	Recommended fuses		A	32 / 16							

This product contains fluorinated greenhouse gases.

# Daikin Altherma 3 R ECH<sub>2</sub>O

Floor standing air-to-water heat pump for **bivalent heating and hot water** with thermal solar support

- › Integrated solar unit, offering top comfort in heating and hot water
- › Maximum use of renewable energy: uses heat pump technology for heating and solar support for space heating and domestic hot water production
- › Fresh water principle: hygienic water, with no need for thermal legionella disinfection
- › Maintenance-free tank: no corrosion, anode, scale or lime deposits, and no loss of water through safety valve
- › Bivalent system: combinable with a secondary heat source
- › Heat loss is reduced to a minimum thanks to the high quality insulation
- › App control possible for managing heating and hot water operation
- › Heat pump operation down to -25°C



up to



011-1W0493  
011-1W0494

More details and final information can be found by scanning or clicking the QR codes.



EBSHB-D



ERLA11-14DV3



ERLA11-14DW1



ERLA-DV37



ERLA-DW17

Efficiency data				EBSHB + ERLA	11P30D + 11DV/W	11P50D + 11DV/W	16P30D + 14DV/W	16P50D + 14DV/W	16P30D + 16DV7/W7	16P50D + 16DV7/W7
Space heating	Average climate water outlet 55°C	General	SCOP ηs (Seasonal space heating efficiency) %	3.23		3.22		3.32		3.30
			Seasonal space heating eff. class			A++				
	Average climate water outlet 35°C	General	SCOP ηs (Seasonal space heating efficiency) %	4.63		4.60		4.61		
			Seasonal space heating eff. class	182		181				
Domestic hot water heating	General	Declared load profile		L	XL	L	XL	L	XL	
	Average COPdhw			2.73 / 2.75	3.05 / 3.10	2.73 / 2.75	3.05 / 3.10	2.73 / 2.75	3.05 / 3.10	
	climate ηwh (water heating efficiency) %			115 / 116	126 / 128	115 / 116	126 / 128	115 / 116	126 / 128	
		Water heating energy efficiency class				A+				
Indoor Unit				EBSHB	11P30D	11P50D	16P30D	16P50D	16P30D	16P50D
Casing	Colour	Traffic white (RAL9016) / Traffic black (RAL9017)								
	Material	Impact resistant polypropylene								
Dimensions	Unit	HeightxWidthxDepth	mm	1,893x594x680	1,910x792x817	1,893x594x680	1,910x792x817	1,893x594x680	1,910x792x817	
	Weight	Unit	kg	94	117	94	117	94	117	
Tank	Water volume		l	294	477	294	477	294	477	
	Maximum water temperature		°C	85						
Operation range	Heating	Ambient	Min. ~ Max.	°C						
		Water side	Min. ~ Max.	°C						
	Domestic hot water	Ambient	Min. ~ Max.	°C						
		Water side	Min. ~ Max.	°C						
Sound power level	Nom.		dBA	44.70						
Sound pressure level	Nom.		dBA	36.80						
Outdoor Unit				ERLA	11DV3/W1	14DV3/W1	16DV37/W17			
Dimensions	Unit	HeightxWidthxDepth	mm	870x1,100x460						
Weight	Unit		kg	101						
Compressor	Quantity			1						
	Type			Hermetically sealed swing inverter compressor						
Operation range	Heating	Min. ~ Max.	°CDB	-25 ~ 35						
	Cooling	Min. ~ Max.	°CDB	10 ~ 43						
	Domestic hot water	Min. ~ Max.	°CDB	-25 ~ 35						
Refrigerant	Type			R-32						
	GWP			675						
	Charge		kg	3.80						
	Charge		TCO <sub>2</sub> Eq	2.57						
	Control			Expansion valve						
LW(A) Sound power level (according to EN14825)				62						
Sound pressure level (at 1 meter)	Nom.			48						
Power supply	Name/Phase/Frequency/Voltage		Hz/V	V3/1 ~ /50/230 / W1/3 ~ /50/400						
Current	Recommended fuses		A	32 / 16						

This product contains fluorinated greenhouse gases.

# Daikin Altherma 3 R ECH<sub>2</sub>O

Floor standing air-to-water heat pump for **heating, cooling and hot water** with thermal solar support

- › Integrated solar unit, offering top comfort in heating, hot water and cooling
- › Maximum use of renewable energy: uses heat pump technology for heating and solar support for space heating and domestic hot water production
- › Fresh water principle: hygienic water, with no need for thermal legionella disinfection
- › Maintenance-free tank: no corrosion, anode, scale or lime deposits, and no loss of water through safety valve
- › Solar support of domestic hot water with pressureless (drain-back) solar system
- › Heat loss is reduced to a minimum thanks to the high quality insulation
- › App control possible for managing heating, hot water and cooling operation
- › Outdoor unit extracts heat from the outdoor air, even at -25°C
- › Possible to connect to photovoltaic solar panels to provide energy for your heat pump



up to **A+++** **A+** **60°C** **R-32**



More details and final information can be found by scanning or clicking the QR codes.



EBSX-D



ERLA11-14DV3



ERLA11-14DW1



ERLA-DV37



ERLA-DW17

Efficiency data				EBSX + ERLA	11P30D + 11DV/W	11P50D + 11DV/W	16P30D + 14DV/W	16P50D + 14DV/W	16P30D + 16DV7/W7	16P50D + 16DV7/W7
Space heating	Average climate water outlet 55°C	General	SCOP η <sub>s</sub> (Seasonal space heating efficiency) %		3.27			3.26		3.35
			Seasonal space heating eff. class			128				131
	Average climate water outlet 35°C	General	SCOP η <sub>s</sub> (Seasonal space heating efficiency) %		4.72			4.68		
			Seasonal space heating eff. class		186			184		
					A++					
Domestic hot water heating	Average climate	General	Declared load profile	L	XL	L	XL	L	XL	XL
			COP <sub>dhw</sub> η <sub>wh</sub> (water heating efficiency) %	2.73 / 2.75	3.05 / 3.10	2.73 / 2.75	3.05 / 3.10	2.73 / 2.75	3.05 / 3.10	126 / 128
		Water heating energy efficiency class		115 / 116	126 / 128	115 / 116	126 / 128	115 / 116	126 / 128	
				A+						
Indoor Unit				EBSX	11P30D	11P50D	16P30D	16P50D	16P30D	16P50D
Casing	Colour	Traffic white (RAL9016) / Traffic black (RAL9017)								
	Material	Impact resistant polypropylene								
Dimensions	Unit	HeightxWidthxDepth	mm	1,893x594x680	1,910x792x817	1,893x594x680	1,910x792x817	1,893x594x680	1,910x792x817	1,910x792x817
Weight	Unit		kg	93	114	93	114	93	114	114
Tank	Water volume		l	294	477	294	477	294	477	477
	Maximum water temperature		°C	85						
Operation range	Heating	Ambient	Min. ~ Max.	°C						
		Water side	Min. ~ Max.	°C						
	Cooling	Ambient	Min. ~ Max.	°C						
		Water side	Min. ~ Max.	°C						
	Domestic hot water	Ambient	Min. ~ Max.	°C						
		Water side	Min. ~ Max.	°C						
Sound power level	Nom.		dBA	44.70						
Sound pressure level	Nom.		dBA	36.80						
Outdoor Unit				ERLA	11DV3/W1	14DV3/W1	16DV37/W17			
Dimensions	Unit	HeightxWidthxDepth	mm	870x1,100x460						
Weight	Unit		kg	101						
Compressor	Quantity			1						
	Type			Hermetically sealed swing inverter compressor						
Operation range	Heating	Min. ~ Max.	°CDB	-25 ~ 35						
	Cooling	Min. ~ Max.	°CDB	10 ~ 43						
	Domestic hot water	Min. ~ Max.	°CDB	-25 ~ 35						
Refrigerant	Type			R-32						
	GWP			675						
	Charge		kg	3.80						
	Charge		TCO <sub>2</sub> Eq	2.57						
	Control			Expansion valve						
LW(A) Sound power level (according to EN14825)				62						
Sound pressure level (at 1 meter)	Nom.			48						
Power supply	Name/Phase/Frequency/Voltage		Hz/V	V3/1 ~ /50/230 / W1/3 ~ /50/400						
Current	Recommended fuses		A	32 / 16						

This product contains fluorinated greenhouse gases.

# Daikin Altherma 3 R ECH<sub>2</sub>O

Floor standing air-to-water heat pump for **bivalent heating, cooling and hot water** with thermal solar support

- › Integrated solar unit, offering top comfort in heating and hot water
- › Maximum use of renewable energy: uses heat pump technology for heating and solar support for space heating and domestic hot water production
- › Fresh water principle: hygienic water, with no need for thermal legionella disinfection
- › Maintenance-free tank: no corrosion, anode, scale or lime deposits, and no loss of water through safety valve
- › Bivalent system: combinable with a secondary heat source
- › Heat loss is reduced to a minimum thanks to the high quality insulation
- › App control possible for managing heating and hot water operation
- › Heat pump operation down to -25°C



More details and final information can be found by scanning or clicking the QR codes.



EBSXB-D



ERLA11-14DV3



ERLA11-14DW1



ERLA-DV37



ERLA-DW17

up to

Efficiency data				EBSXB + ERLA	11P30D + 11DV/W	11P50D + 11DV/W	16P30D + 14DV/W	16P50D + 14DV/W	16P30D + 16DV7/W7	16P50D + 16DV7/W7	
Space heating	Average climate water outlet 55°C	General	SCOP	3.27		3.26		3.35			
			η <sub>sp</sub> (Seasonal space heating efficiency)	128		131		131			
			Seasonal space heating eff. class	A++							
Domestic hot water heating	Average climate	General	SCOP	4.72		4.68		4.68			
			η <sub>sp</sub> (Seasonal space heating efficiency)	186		184		184			
			Seasonal space heating eff. class	A+++							
Indoor Unit	Declared load profile	General	COP <sub>dhw</sub>	L	XL	L	XL	L	XL		
			Average climate	2.73 / 2.75	3.05 / 3.10	2.73 / 2.75	3.05 / 3.10	2.73 / 2.75	3.05 / 3.10		
			Water heating energy efficiency class	A+							
Indoor Unit	Colour	Material	Traffic white (RAL9016) / Traffic black (RAL9017)								
			Impact resistant polypropylene								
Dimensions	Unit	HeightxWidthxDepth	mm	1,893x594x680	1,910x792x817	1,893x594x680	1,910x792x817	1,893x594x680	1,910x792x817		
Weight	Unit		kg	94	117	94	117	94	117		
Tank	Water volume	Maximum water temperature	°C	294	477	294	477	294	477		
				85							
Operation range	Heating	Ambient	Min. ~ Max.	-25 ~ 35							
		Water side	Min. ~ Max.	18 ~ 60							
	Cooling	Ambient	Min. ~ Max.	10 ~ 43							
		Water side	Min. ~ Max.	5 ~ 22							
	Domestic hot water	Ambient	Min. ~ Max.	-25 ~ 35							
		Water side	Min. ~ Max.	-25 ~ 35							
Sound power level	Nom.		dBA	44.70							
Sound pressure level	Nom.		dBA	36.80							
Outdoor Unit	Unit	HeightxWidthxDepth	mm	ERLA 11DV3/W1		14DV3/W1		16DV37/W17			
				870x1,100x460							
Weight	Unit		kg	101							
Compressor	Quantity			1							
Operation range	Type	Hermetically sealed swing inverter compressor									
		Heating	Min. ~ Max.	°CDB -25 ~ 35							
		Cooling	Min. ~ Max.	°CDB 10 ~ 43							
		Domestic hot water	Min. ~ Max.	°CDB -25 ~ 35							
Refrigerant	Type	R-32									
	GWP	675									
	Charge	kg	3.80								
	Charge	TCO <sub>2</sub> Eq	2.57								
	Control	Expansion valve									
LW(A) Sound power level (according to EN14825)				62							
Sound pressure level (at 1 meter)	Nom.			48							
Power supply	Name/Phase/Frequency/Voltage		Hz/V	V3/1 ~ /50/230 / W1/3 ~ /50/400							
Current	Recommended fuses		A	32 / 16							

This product contains fluorinated greenhouse gases.

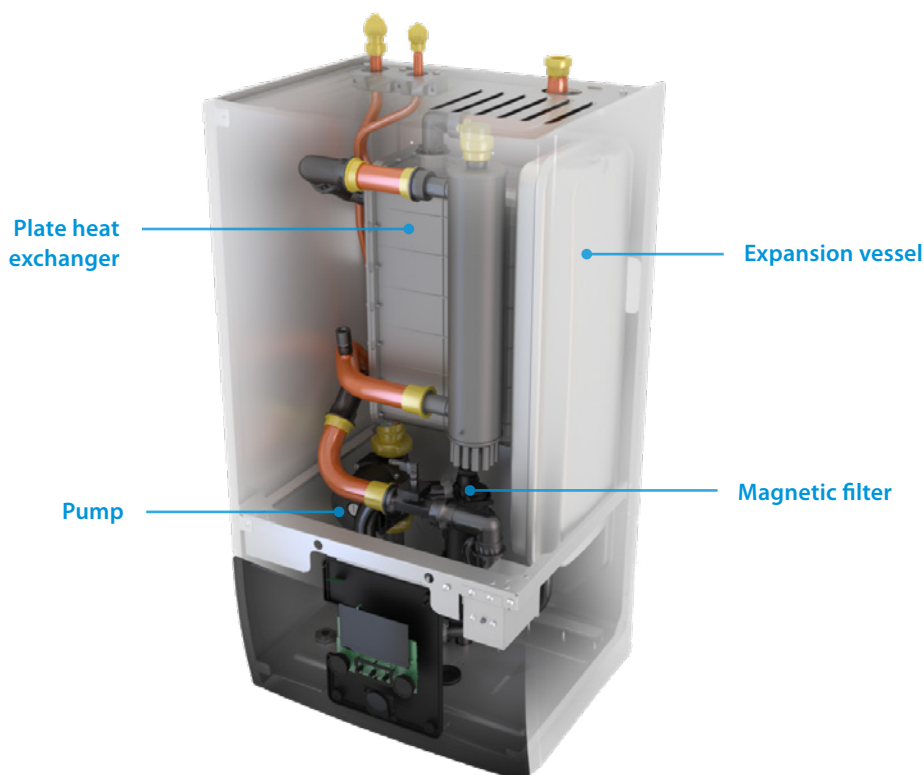
# Daikin Altherma 3 R W Wall mounted unit

## Why choose Daikin wall mounted unit?

The Daikin Altherma 3 split wall mounted unit offers heating and cooling with high flexibility for a quick and easy installation, with an optional connection to deliver domestic hot water.

## High flexibility for installation and domestic hot water connection

- › Inclusion of all hydraulic components means no third party components are required
- › PCB board and hydraulic components are located in the front for easy access
- › Compact dimensions allows for small installation space, as almost no side clearances are required
- › The unit's sleek design blends in with other household appliances
- › Combine with a stainless steel or ECH<sub>2</sub>O thermal store



## Flexibility in providing domestic hot water

If the end user requires hot water and installation height is limited, a separate stainless steel tank provides the required installation flexibility.

ECH<sub>2</sub>O thermal store range: additional hot water comfort

Combine your wall mounted unit with a thermal store for additional hot water comfort.

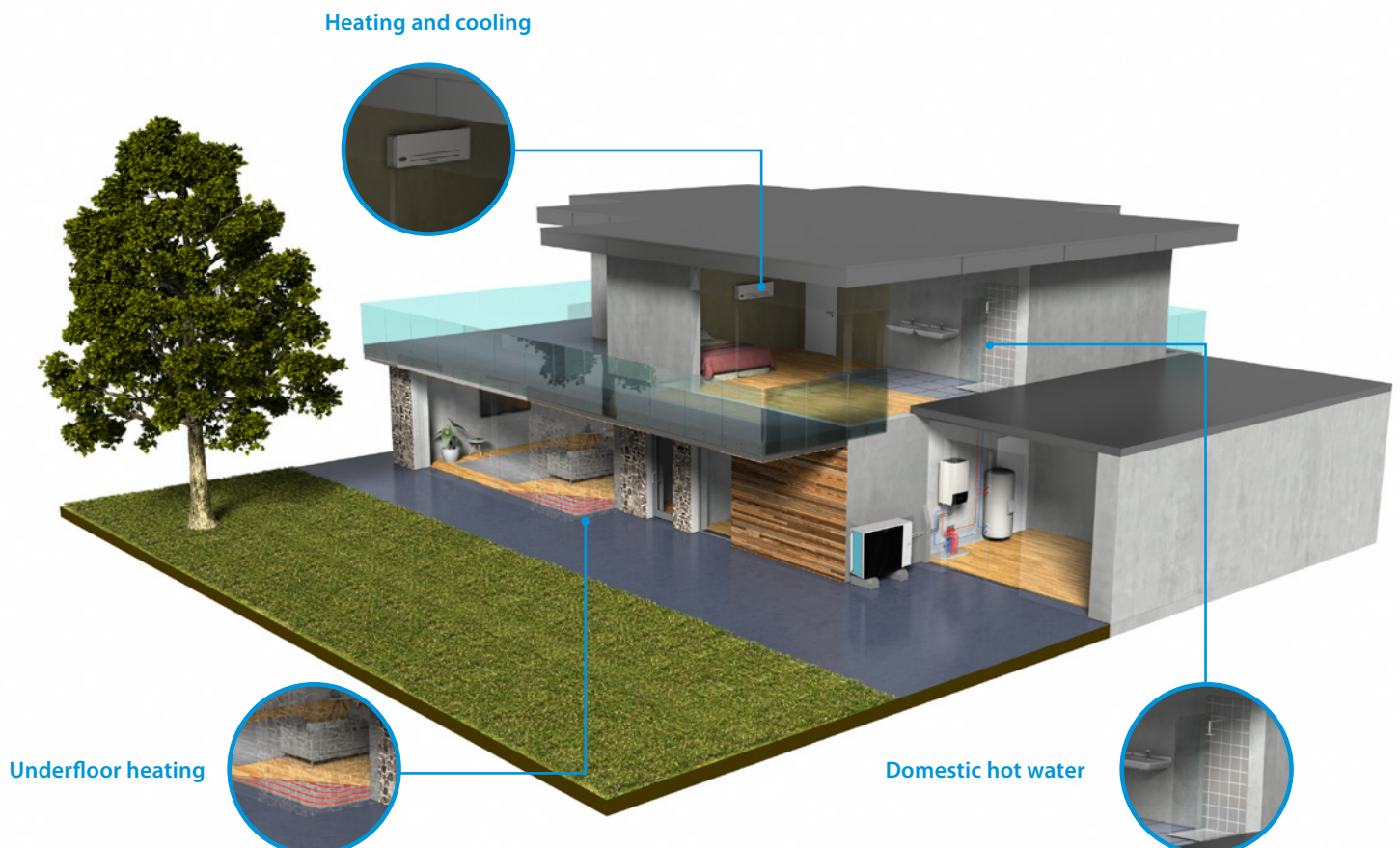
- › Fresh water principle: receive domestic hot water on demand while eliminating the risk of contamination and sedimentation
- › Optimal domestic hot water performance: with high tapping performance
- › Fit for future possibility to integrate with renewable solar energy and other heat sources, e.g. fireplace
- › Lightweight and robust build on the unit combined with cascade principle offers flexible installation options



## Flexibility in providing space heating

Daikin Altherma 3 RW is the perfect choice in case the end user is looking for space heating or cooling while domestic hot water is provided by another system.

Example of installation with a stainless steel domestic hot water tank.




# Daikin Altherma 3 R W

Wall mounted **heating only** air-to-water heat pump

Inclusion of all hydraulic components means no third party components are required

- › PCB board and hydraulic components are located in the front for easy access
- › Compact dimensions allows for small installation space, as almost no side clearances are required
- › The unit's sleek design blends in with other household appliances
- › Combine with a stainless steel tank or ECH<sub>2</sub>O thermal store
- › Heat pump operation down to -25°C



up to

**A+++**

**R-32**



011-1W0498  
011-1W0499  
011-1W0500

More details and final information can be found by scanning or clicking the QR codes.




ERLA11-14DV3



ERLA11-14DW1



EBBH-D6V



EBBH-D9W



ERLA-DV37



ERLA-DW17

Efficiency data				EBBH + ERLA	11D6V + 11DV/W	11D9W + 11DV/W	16D6V + 14DV/W	16D9W + 14DV/W	16D6V + 16DV7/W7	16D9W + 16DV7/W7	
Space heating	Average climate water outlet 55°C	General	SCOP		3.23			3.22		3.32	
			η <sub>s</sub> (Seasonal space heating efficiency) %			126			130		
	Seasonal space heating eff. class						A++				
	Average climate water outlet 35°C	General	SCOP		4.63			4.60		4.61	
η <sub>s</sub> (Seasonal space heating efficiency) %				182			181				
Seasonal space heating eff. class						A+++					
Indoor Unit				EBBH	11D6V	11D9W	16D6V	16D9W	16D6V	16D9W	
Casing	Colour	White + Black									
	Material	Resin, sheet metal									
Dimensions	Unit	HeightxWidthxDepth	mm								
Weight	Unit	kg				52.50			54.50		
Operation range	Heating	Ambient	Min. ~ Max.	°C							
		Water side	Min. ~ Max.	°C							
	Domestic hot water	Ambient	Min. ~ Max.	°C							
		Water side	Min. ~ Max.	°C							
Sound power level	Nom.	dBA							44		
Sound pressure level	Nom.	dBA							30		
Outdoor Unit				ERLA	11DV3/W1	14DV3/W1	16DV37/W17				
Dimensions	Unit	HeightxWidthxDepth	mm								
Weight	Unit	kg									
Compressor	Quantity	1									
	Type	Hermetically sealed swing inverter compressor									
Operation range	Heating	Min. ~ Max.	°CDB							-25 ~ 35	
	Cooling	Min. ~ Max.	°CDB							10 ~ 43	
	Domestic hot water	Min. ~ Max.	°CDB							-25 ~ 35	
Refrigerant	Type	R-32									
	GWP	675									
	Charge	kg									
	Charge	TCO <sub>2</sub> Eq									
	Control	Expansion valve									
LW(A) Sound power level (according to EN14825)										62	
Sound pressure level (at 1 meter)										48	
Power supply	Name/Phase/Frequency/Voltage	Hz/V									
Current	Recommended fuses	A									
							V3/1 ~ /50/230 / W1/3 ~ /50/400				
							32 / 16				

This product contains fluorinated greenhouse gases.



# Daikin Altherma 3 R W

Wall mounted **reversible** air-to-water heat pump

- > Inclusion of all hydraulic components means no third party components are required
- > PCB board and hydraulic components are located in the front for easy access
- > Compact dimensions allows for small installation space, as almost no side clearances are required
- > The unit's sleek design blends in with other household appliances
- > Combine with a stainless steel tank or ECH<sub>2</sub>O thermal store
- > Heat pump operation down to -25°C



up to



011-1W0498  
011-1W0499  
011-1W0500

More details and final information can be found by scanning or clicking the QR codes.



ERLA11-14DV3



ERLA11-14DW1



EBBX-D6V



EBBX-D9W



ERLA-DV37



ERLA-DW17

Efficiency data				EBBX + ERLA	11D6V + 11DV/W	11D9W + 11DV/W	16D6V + 14DV/W	16D9W + 14DV/W	16D6V + 16DV7/W7	16D9W + 16DV7/W7	
Space heating	Average climate water outlet 55°C	General	SCOP		3.27			3.26		3.35	
			η <sub>s</sub> (Seasonal space heating efficiency)	%			128				131
	Seasonal space heating eff. class						A++				
	Average climate water outlet 35°C	General	SCOP		4.72			4.68			
η <sub>s</sub> (Seasonal space heating efficiency)			%		186			184			
Seasonal space heating eff. class						A+++					
Indoor Unit				EBBX	11D6V	11D9W	16D6V	16D9W	16D6V	16D9W	
Casing	Colour	White + Black									
	Material	Resin, sheet metal									
Dimensions	Unit	HeightxWidthxDepth	mm								
Weight	Unit	kg				52.50			54.50		
Operation range	Heating	Ambient	Min. ~ Max.	°C							
		Water side	Min. ~ Max.	°C							
	Cooling	Ambient	Min. ~ Max.	°C							
		Water side	Min. ~ Max.	°C							
	Domestic hot water	Ambient	Min. ~ Max.	°C							
		Water side	Min. ~ Max.	°C							
Sound power level	Nom.	dBA				44					
Sound pressure level	Nom.	dBA				30					
Outdoor Unit				ERLA	11DV3/W1	14DV3/W1	16DV37/W17				
Dimensions	Unit	HeightxWidthxDepth	mm								
Weight	Unit	kg									
Compressor	Quantity	1									
	Type	Hermetically sealed swing inverter compressor									
Operation range	Heating	Min. ~ Max.	°CDB								
	Cooling	Min. ~ Max.	°CDB								
	Domestic hot water	Min. ~ Max.	°CDB								
Refrigerant	Type	R-32									
	GWP	675									
	Charge	kg	3.80								
	Charge	TCO <sub>2</sub> Eq	2.57								
	Control	Expansion valve									
LW(A) Sound power level (according to EN14825)					62						
Sound pressure level (at 1 meter)	Nom.					48					
Power supply	Name/Phase/Frequency/Voltage					V3/1 ~ /50/230 / W1/3 ~ /50/400					
Current	Recommended fuses					A					
				32 / 16							

This product contains fluorinated greenhouse gases.

# Combination table and options

			Floor standing integrated stainless steel tank			
			H/O		Reversible	
			11 class	16 class	11 class	16 class
			EBVH11S18D6V	EBVH16S18D6V	EBVX11S18D6V	EBVX16S18D6V
			EBVH11S18D9W	EBVH16S18D9W	EBVX11S18D9W	EBVX16S18D9W
			EBVH11S23D6V	EBVH16S23D6V	EBVX11S23D6V	EBVX16S23D6V
			EBVH11S23D9W	EBVH16S23D9W	EBVX11S23D9W	EBVX16S23D9W
Type	Description	Material name				
Outdoor unit	4kW	ERLA11DV3/W1	●		●	
	6kW	ERLA14DV3/W1		●		●
	8kW	ERLA16DV37/W17		●		●
Controls	Madoka wired room thermostat	BRC1HHDK/S/W	●	●	●	●
	Wireless room thermostats	EKRTR	●	●	●	●
	Wired digital thermostat	EKRTWA	●	●	●	●
	LAN adapter	BRP069A62 <small>(with MMI from v6.8.0)</small>	●	●	●	●
	WLAN module	BRP069A71	●	●	●	●
	WLAN cartridge	BRP069A78	●	●	●	●
	Wired digital thermostat	EKWCTRD11V3	●	●	●	●
	Wired analog thermostat	EKWCTRAN1V3	●	●	●	●
	Valve actuator	EKWCVATR1V3	●	●	●	●
	Wired underfloor heating base station	EKWUFHTA1V3	●	●	●	●
	Universal centralised controller	EKCC8-W, DCOM-LT/IO, LT/MB	●	●	●	●
Domestic hot water	Stainless steel tank	EKHWS(P)(U)150D3V3				
		EKHWS(P)(U)180D3V3				
		EKHWS(P)(U)200D3V3				
		EKHWS(P)(U)250D3V3				
		EKHWS(P)(U)300D3V3				
	Polypropylene tank	EKHWP300B				
		EKHWP500B				
		EKHWP300PB				
		EKHWP500PB				
	Third party tank kit	EKHY3PART				
EKHY3PART2						
Sensors	External sensor for EKRTR room thermostat	EKRTETS	● (5)	● (5)	● (5)	● (5)
	High voltage smart grid relay kit	EKRELSG	●	●	●	●
	Remote indoor temperature sensor	KRCS01-1	● (6)	● (6)	● (6)	● (6)
	Remote outdoor temperature sensor	EKRSCA1	● (6)	● (6)	● (6)	● (6)
Bizone kits	Generic Bizone kit (PCB only)	EKMIKPOA	●	●	●	●
	Generic Bizone kit	EKMIKPHA	●	●	●	●
Other options	Digital I/O PCB	EKRPIHBA	● (7)	● (7)	● (7)	● (7)
	Demand PCB	EKRPIAHT	●	●	●	●
	PC USB cable	EKPCCAB4	●	●	●	●
	Balancing valve	KBLNVALVE	●	●	●	●
	Decoupler	KDECOUP	●	●	●	●
ECH <sub>2</sub> O options	Inline BUH - connection kit	EKECBUCO2AF				
	Inline BUH - 3kW, for *3V (1N ~, 230 V, 3 kW)	EKECBUAF3V				
	Inline BUH - 6kW, for *6V (1N ~, 230 V, 6 kW)	EKECBUAF6V				
	Inline BUH - 9kW, for *9WN (3N ~, 400 V, 9 kW)	EKECBUAF9W				
	Caleffi sludge and magnetite separator SAS1	156021				
	Biv Connector Kit	EKECBIVCO2AF				
	DB connector Kit	EKECDBCO2AF				

(1) Dedicated connection kit: EKEPRHLT3HX.

(2) Dedicated connection kit: ETBH: EKEPRHLT5H / ETBX: EKEPRHLT5X.

(3) EKHY3PART can be used if you have a tank in which you can insert the thermostat.

(4) EKHY3PART2 can be used if you have a tank in which you can't insert a thermostat.

(5) Can only be used in combination with the wireless room thermostat EKRTR.

Bizone	Floor standing integrated ECH <sub>2</sub> O				Wall mounted			
	Drain-back		Bivalent		H/O		Reversible	
	11 class	16 class	11 class	16 class	11 class	16 class	11 class	16 class
EBVZ16S18D6V	EBSH11P30D	EBSH16P30D	EBSHB11P30D	EBSHB16P30D				
EBVZ16S18D9W	EBSH11P50D	EBSH16P50D	EBSHB11P50D	EBSHB16P50D				
EBVZ16S23D6V	EBSX11P30D	EBSX16P30D	EBSXB11P30D	EBSXB16P30D	EBBH11D6V	EBBH16D6V	EBBX11D6V	EBBX16D6V
EBVZ16S23D9W	EBSX11P50D	EBSX16P50D	EBSXB11P50D	EBSXB16P50D	EBBH11D9W	EBBH16D9W	EBBX11D9W	EBBX16D9W
	•		•		•		•	
	•		•		•		•	
	•		•		•		•	
	•	•	•	•	•	•	•	•
	•	•	•	•	•	•	•	•
	•	•	•	•	•	•	•	•
	•	•	•	•	•	•	•	•
	•	•	•	•	•	•	•	•
	•	•	•	•	•	•	•	•
	•	•	•	•	•	•	•	•
	•	•	•	•	•	•	•	•
	•	•	•	•	•	•	•	•
					•	•	•	•
					•	•	•	•
					•	•	•	•
					•	•	•	•
					•	•	•	•
					•(1)	•(1)	•(1)	•(1)
					•(2)	•(2)	•(2)	•(2)
					•(1)	•(1)	•(1)	•(1)
					•(2)	•(2)	•(2)	•(2)
					•(3)	•(3)	•(3)	•(3)
					•(4)	•(4)	•(4)	•(4)
•(5)	•(5)	•(5)	•(5)	•(5)	•(5)	•(5)	•(5)	•(5)
•	•	•	•	•	•	•	•	•
•(6)	•(6)	•(6)	•(6)	•(6)	•(6)	•(6)	•(6)	•(6)
•(6)	•(6)	•(6)	•(6)	•(6)	•(6)	•(6)	•(6)	•(6)
	•	•	•	•	•	•	•	•
	•	•	•	•	•	•	•	•
•(7)					•(7)	•(7)	•(7)	•(7)
•	•	•	•	•	•	•	•	•
•	•	•	•	•	•	•	•	•
•	•	•	•	•	•	•	•	•
•	•	•	•	•	•	•	•	•
	•	•	•	•				
	•(8)	•(8)	•(8)	•(8)				
	•(8)	•(8)	•(8)	•(8)				
	•(8)	•(8)	•(8)	•(8)				
	•	•	•	•				
	•	•	•	•				

(6) Only one sensor can be connected: indoor or outdoor.

(7) Additional relays to allow bivalent control in combination with external room thermostat are field supply.

(8) Only 1 Backup heater can be connected on one unit: 3 or 6\* or 9 kW (\*No 6T1-model applicable). EKECBUCO1AF is needed to connect the backup heater to the main unit.

# Daikin Altherma 3 M (4-6-8 kW)

The monobloc standard

## Functional design

Daikin Altherma 3 M is the Daikin's first third generation monobloc, benefiting from a new design and using the R-32 refrigerant, also now available in 4, 6 and 8 kW.

### A redesigned casing

The white front grille made of horizontal lines is hiding the fan from view, reducing the perception of the sound produced by the unit.



The light grey and seamless casing is slightly reflecting the environment where the unit is installed, helping it to blend in in any decor.


### A renewed fan shape

The shape of the fan has been reviewed to reduce the contact surface with air and improve the air circulation.

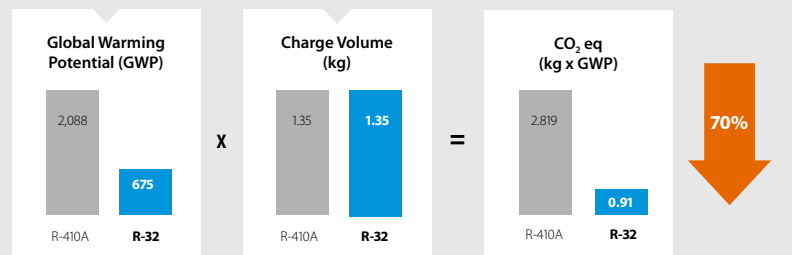
### Help installers and commissioning

- › The rotary switchbox is a brand-new feature in this monobloc heat pump.
- › It helps installers accessing the hydraulic and refrigerant components of the unit in an easy way.
- › The service and commissioning can be then performed with ease.





Reduced environmental impact: 70% less CO<sub>2</sub> equivalent  
 > GWP: R-410A: 2,088 > R-32: 675



## R-32 monobloc **R-32** BLUEEVOLUTION

Daikin is a pioneer in launching heat pumps equipped with R-32. With a lower Global Warming Potential (GWP), the R-32 is equivalent in power to standard refrigerants, but achieves higher energy efficiency and lower CO<sub>2</sub> emissions. Easy to recover and reuse, R-32 is the perfect solution for attaining the new European CO<sub>2</sub> emission targets.

## A simple solution to space limitation

Thanks to the monobloc set-up, no indoor unit is required which helps when space is limited inside. The monobloc can even fit under a window!

The monobloc also gets its power from inside: all hydraulic components are integrated in one unit, including the sealed refrigerant circuit: no need for refrigerant handling or F-gas qualifications

# Fully connected control

The Daikin Altherma 3 M is equipped with the most intuitive control solutions.



## Heating and cooling emitters

Daikin Altherma 3 M works perfectly with various emitters, including fan coils, underfloor heating and heat pump convectors.



Cloud ready with  
WLAN

## Onecta app, with voice control

- › Control the heating system from home or remote via smartphone
- › Control the heating system with the voice
- › Include integrations with Google Assistant and Amazon Alexa
- › Featuring other functions: scheduling and holiday mode, control multiple units and boosting mode, monitoring energy consumption...



reddot award 2018  
winner



## Madoka: a user-friendly wired room thermostat

- › Sleek and elegant design
- › Intuitive touch button control
- › Three colours to match any interior (white, black and silver-grey)
- › Compact unit measuring only 85 x 85 mm

## Domestic hot water production

The monobloc combines with stainless steel tanks (EKHWS(P)-D), thermal stores and panels (EKHWP) to provide domestic hot water quickly.



✓ **Man-Machine Interface (MMI)** **NEW**

Inspired by the award-winning design of the Daikin Altherma 3 indoor units, Daikin also upgraded this controller to deliver an even more user-friendly interface.

### Quick configuration

After logging in, you'll be able to configure the unit with the new controller in less than 10 steps. You can even check if the unit is ready to use by running test cycles.

### Easy operation

The new interface features a few buttons and 2 navigational knobs to help you quickly set the room temperature and control units.

### User-friendly design

The interface features an intuitive design. The high contrasted colour screen delivers stunning and practical visuals for both installers and service engineers.

### WLAN cartridge connection

### Small dimensions for a discreet unit:

136 x 160 x 37 mm (HxWxD)



# Consistent compactness

Daikin Altherma 3 M is the most compact heat pump solution, as it only consists of one outdoor unit only. This is therefore ideal for limited space.

## ✔ Strengthened performances

The Daikin Altherma 3 M shows improved performances as well as a wide product range

- › Space heating up to **A+++**
- › Domestic hot water up to **A+**
- › Operating down to -25°C
- › Delivers LWT 55°C at -15°C without back-up heater
- › Suitable for small new buildings, or system replacement

## ✔ Extended product range

- › Heating only models (EDLA\*)
- › Reversible models providing cooling (EBLA\*)
- › One-phase models only
- › Back-up heater less models (EB/DLA-EV3)
- › Plug & play integrated back-up heater models (EB/DLA-E3V3)
- › Available in 4, 6 and 8 kW
- › Completing the existing range of 9, 11, 14 and 16 kW


## ✔ Flexibility in domestic hot water production

- › Combination with stainless steel domestic hot water tank (EKHWS(P)(U)-D)
- › Combination with ECH<sub>2</sub>O thermal store EKHWP-(P)B to provide domestic hot water with support from the sun

## ✔ Perfect match with any heat emitters

- › Combination with underfloor heating applications
- › Combination with heat pump convectors Daikin Altherma HPC

## ✔ Fits under a window





# Daikin Altherma 3 M

Air-to-water monobloc system that provides **heating**, **domestic hot water** and **optionally cooling**.  
Ideal for limited installation space.

- › WLAN cartridge connection standard included
- › Possible to combine with domestic hot water tanks
- › Heating only or reversible models available
- › Monobloc all-in-one concept including all hydraulic parts
- › Optional plug & play integrated 3 kW electric back-up heater
- › Available in one phase



More details and final information can be found by scanning or clicking the QR codes.



EBLA04-08EV3



EBLA04-08E3V3



EDLA04-08EV3



EDLA04-08E3V3

Single Unit					EDLA04E(3)V3	EBLA04E(3)V3	EDLA06E(3)V3	EBLA06E(3)V3	EDLA08E(3)V3	EBLA08E(3)V3
Heating capacity	Nom.			kW	4.30 (1) / 4.60 (2)	4.30 (1) / 4.60 (2)	6.00 (1) / 5.90 (2)	6.00 (1) / 5.90 (2)	7.50 (1) / 7.90 (2)	7.50 (1) / 7.80 (2)
Power input	Heating	Nom.		kW	0.84 (1) / 1.26 (2)	0.84 (1) / 1.26 (2)	1.24 (1) / 1.69 (2)	1.24 (1) / 1.69 (2)	1.63 (1) / 2.23 (2)	1.63 (1) / 2.23 (2)
					5.10 (1) / 3.65 (2)	5.10 (1) / 3.65 (2)	4.85 (1) / 3.50 (2)	4.85 (1) / 3.50 (2)	4.60 (1) / 3.50 (2)	4.60 (1) / 3.50 (2)
COP										
Cooling capacity	Nom.			kW	-	4.86 (1) / 4.52 (2)	-	5.83 (1) / 5.09 (2)	-	6.18 (1) / 5.44 (2)
Power input	Heating	Nom.		kW	-	0.82 (1) / 1.36 (2)	-	1.08 (1) / 1.55 (2)	-	1.19 (1) / 1.73 (2)
					-	5.91 (1) / 3.32 (2)	-	5.40 (1) / 3.28 (2)	-	5.19 (1) / 3.14 (2)
EER										
Space heating	Average climate water outlet 55 °C	General	ηs (Seasonal space heating efficiency)		127	129	127	128	130	131
			SCOP		3.26	3.29	3.26	3.28	3.32	3.35
	Average climate water outlet 35 °C	General	ηs (Seasonal space heating efficiency)		176	179	176	178	179	181
			SCOP		4.48	4.54	4.47	5.52	4.56	4.61
Seasonal space heating eff. class					A++					
Seasonal space heating eff. class					A+++					
Casing	Colour	Ivory white								
	Material	Zinc coated low carbon steel								
Dimensions	Unit	HeightxWidthxDepth	mm							
		770x1,250x362								
Weight	Unit	kg								
		EV3: 88, E3V3: 91								
Compressor	Quantity	1								
	Type	Hermetically sealed swing compressor								
Operation range	Heating	Ambient	Min.~Max.	°CWB	-25 ~ 25	-25 ~ 35	-25 ~ 25	-25 ~ 35	-25 ~ 25	-25 ~ 35
		Water side	Min.~Max.	°C	EV3: 9 ~ 65 / E3V3: 15 ~ 65					
	Cooling	Ambient	Min.~Max.	°CDB	-	10 ~ 43	-	10 ~ 43	-	10 ~ 43
		Water side	Min.~Max.	°C	-	5 ~ 22	-	5 ~ 22	-	5 ~ 22
	Domestic hot water	Ambient	Min.~Max.	°CDB	-27 ~ 35					
		Water side	Min.~Max.	°C	25 ~ 55					
Refrigerant	Type	R-32								
	GWP	675								
	Charge	kg								
		1.85								
	Charge	TCO2Eq								
	0.91									
Control	Expansion valve									
Sound power level	Heating	Nom.		dB(A)	58		60		62	
Power supply	Name/Phase/Frequency/Voltage			Hz/V	V3/1~/50/230					
Current	Recommended fuses			A	20				25	

(1) Cooling Ta 35°C - LWE 18°C (DT=5°C), Heating Ta DB/WB 7°C/6°C - LWC 35°C (DT=5°C) (2) Cooling Ta 35°C - LWE 7°C (DT=5°C), Heating Ta DB/WB 7°C/6°C - LWC 55°C (DT=5°C).  
This product contains fluorinated greenhouse gases.

\*Domestic hot water in combinations with stainless steel tank EKHWS(P)(U)-D and ECH2O thermal store EKHP-(P)B.

# Daikin Altherma 3 M (11-14-16 kW)

The power pact



The Daikin Altherma 3 M is the Daikin's first third generation monobloc, benefiting from a new design and using the R-32 refrigerant.

## Compact improved design

### A redesigned casing


The black front grill made of horizontal lines is hiding the fan from view, reducing the perception of the sound produced by the unit.

The light grey casing is slightly reflecting the environment where the unit is installed, helping it to blend in in any decor.

### A single fan for high capacity units

The single fan is slightly larger, replacing the usual double fan for high capacity units. The shape of the fan has also been reviewed to reduce the contact surface with air therefore lower the sound level by improving the air circulation.



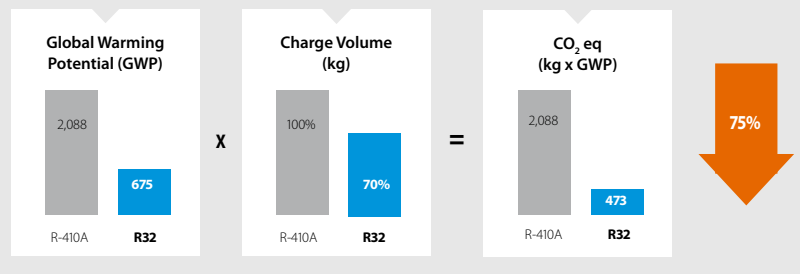


## R-32 monobloc

Daikin is a pioneer in launching heat pumps equipped with R-32. With a lower Global Warming Potential (GWP), the R-32 is equivalent in power to standard refrigerants, but achieves higher energy efficiency and lower CO<sub>2</sub> emissions. Easy to recover and reuse, R-32 is the perfect solution for attaining the new European CO<sub>2</sub> emission targets.

Reduced environmental impact: CO<sub>2</sub>eq > 75% reduction

- > GWP: R410A: 2,088 > R32: 675
- > 30% less refrigerant charge needed



**R-32 BLUEEVOLUTION**

## A simple solution to space limitation

Thanks to the monobloc set-up, no indoor unit is required which helps when space is limited inside. The monobloc can even fit under a window!



## Fully connected

The Daikin Altherma 3 M also finds its power in Daikin Altherma total solution, including controls, heat collectors and heat emitters.



### Onecta App, with voice control

- › Control the heating system from home or remote via smartphone
- › Control the heating system with the voice
- › Include integrations with Google Assistant and Amazon Alexa
- › Featuring other functions: scheduling and holiday mode, control multiple units and boosting mode, monitoring energy consumption...



### Cloud ready with WLAN option



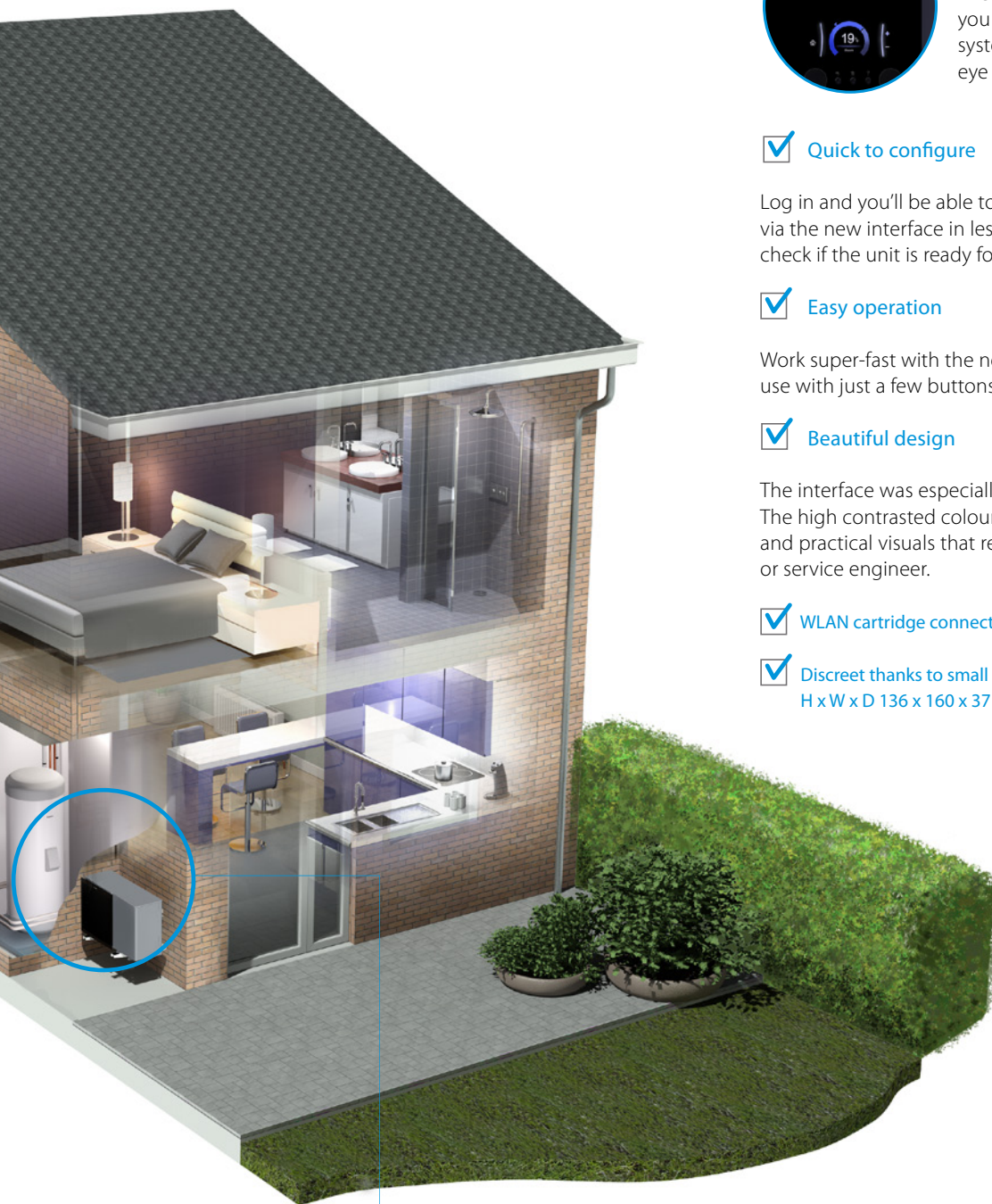
### Madoka, user-friendly wired room thermostat

- › Sleek and elegant design
- › Intuitive touch-button control
- › Three colours to match any interior (white, black and silver)
- › Compact, measures only 85 x 85 mm



## Heating

As a mid-temperature heat pump, the Daikin Altherma 3 M fits perfectly with any type of emitters such as fan coils, underfloor heating or heat pumps convectors.



**NEW**

### Man-machine interface

Inspired from the design awarded Daikin Altherma third generation interface of indoor units, this new controller gathers all benefits:



#### ✓ The Daikin Eye

The intuitive Daikin eye shows you in real time the status of the system. Blue is perfect! Should the eye turn red, an error has occurred.

#### ✓ Quick to configure

Log in and you'll be able to completely configure the unit via the new interface in less than 10 steps. You can even check if the unit is ready for use by running test cycles!

#### ✓ Easy operation

Work super-fast with the new interface. It's super easy to use with just a few buttons and 2 navigational knobs.

#### ✓ Beautiful design

The interface was especially designed to be very intuitive. The high contrasted colour screen delivers stunning and practical visuals that really help you as installer or service engineer.

#### ✓ WLAN cartridge connection

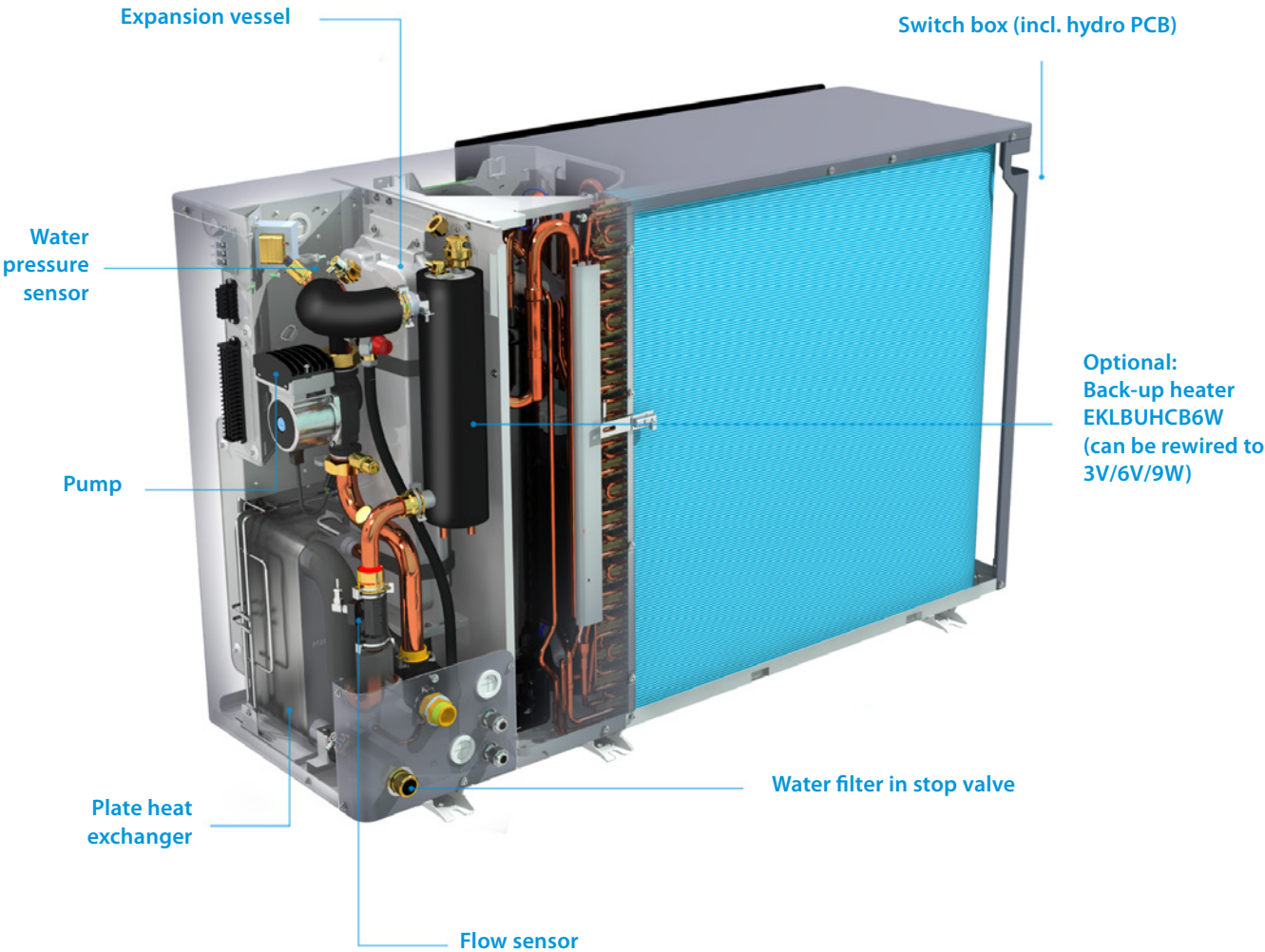
#### ✓ Discreet thanks to small dimensions H x W x D 136 x 160 x 37 mm

### Domestic hot water production

The Daikin Altherma 3 M monobloc combines with stainless steel tanks (EKHWS(P)-D) and thermal stores and panels (EKHWP) to provide efficient domestic hot water.

# Straight forward installation & maintenance

The Daikin Altherma 3 M also gets its power from inside by including all hydraulic components into one single unit.



## Comfort and premium performance

The Daikin Altherma 3 M shows improved performances as well as a wide product range.

### Extended product range

- › Heating only models (EDLA\*)
- › Reversible models providing cooling (EBLA\*)
- › One-phase models (EB/DLA-DV\*)
- › Three-phase models (EB/DLA-DW\*)
- › Back-up heater models (EB/DLA-D3V/D3W)
- › Back-up heater less models (EB/DLA-D/DW)
- › All available in 9, 11, 14 and 16 kW

### Improved performances

- › Up to **A+++**
- › Operation down to -25°C outside temperature
- › Guaranteed heating capacities down to -20°C
- › Delivers LWT 60°C at -7°C
- › Suitable for renovations, replacement, and large new buildings

### Flexibility in domestic hot water production

- › Combination with stainless steel domestic hot water tank (EKHWS(P)(U)-D)
- › Combination with ECH<sub>2</sub>O thermal store to provide domestic hot water with support from the sun

### Perfect match with any heat emitters

- › Combination with underfloor heating applications
- › Combination with heat pump convectors Daikin Altherma HPC



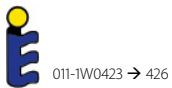
# Daikin Altherma 3 M

Heating only air to water monobloc system, ideal when indoor space is limited

- › W-LAN cartridge connection (optional)
- › Possible to combine with domestic hot water tanks
- › Heating only air-to-water heat pump
- › Monobloc all-in-one concept including all hydraulic parts
- › Available with Built-in 3 kW electric back-up heater for additional heating or with a separate back-up heater kit
- › Available in one phase and three phase



up to



More details and final information can be found by scanning or clicking the QR codes.



EDLA09-14DV3



EDLA09-14D3V3



EDLA09-14DW1



EDLA09-14D3W1



EDLA-DV37



EDLA-DW17



EDLA-D3V37



EDLA-D3W17

Single Unit				EDLA	09D(3)V3/D(3)W1	11D(3)V3/D(3)W1	14D(3)V3/D(3)W1	16D(3)V3/D(3)W1
Heating capacity	Nom.		kW	9.37 (1) / 9.00 (2)	10.6 (1) / 9.82 (2)	12.0 (1) / 12.5 (2)	16.0 (1) / 16.0 (2)	
Power input	Heating	Nom.	kW	1.91 (1) / 2.43 (2)	2.18 (1) / 2.68 (2)	2.46 (1) / 3.42 (2)	3.53 (1) / 4.56 (2)	
COP				4.91 (1) / 3.71 (2)	4.83 (1) / 3.66 (2)	4.87 (1) / 3.64 (2)	4.53 (1) / 3.51 (2)	
Space heating	Average climate water outlet 55 °C	General	ηs (Seasonal space heating efficiency)	133	130	132	130	
			SCOP	3.39	3.32	3.37	3.33	
	Average climate water outlet 35 °C	General	ηs (Seasonal space heating efficiency)	186	182	182		
			SCOP	4.72	4.64	4.62		
			Seasonal space heating eff. class	A++				
			Seasonal space heating eff. class	A+++				
Casing	Colour	Silver						
	Material	Polyester painted galvanised steel plate						
Dimensions	Unit	HeightxWidthxDepth	mm	870x1,380x460				
Weight	Unit	kg						
				DV3/DW1: 147, D3V3/D3W1: 149				
Compressor	Quantity	1						
	Type	Hermetically sealed swing compressor						
Operation range	Heating	Ambient	Min. ~ Max.	°CWB				
		Water side	Min. ~ Max.	°C				
	Domestic hot water	Ambient	Min. ~ Max.	°CDB				
		Water side	Min. ~ Max.	°C				
Refrigerant	Type	R-32						
	GWP	675						
	Charge	kg						
		3.80						
	Charge	TCO <sub>2</sub> Eq						
		2.57						
			Control	Expansion valve				
Sound power level (3)	Heating	Nom.	dBA	62				
Power supply	Name/Phase/Frequency/Voltage			Hz/V				
				V3/1 ~ /50/230 - W1/3 ~ /50/400				
Current	Recommended fuses			A				
				32 / 16				

(1) Ta DB/WB 7°C/6°C - LWC 35°C (DT = 5°C) | (2) Ta DB/WB 7°C/6°C - LWC 45°C (DT = 5°C) | (3) According to EN14825  
This product contains fluorinated greenhouse gases.



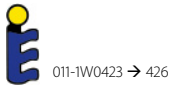
# Daikin Altherma 3 M

Reversible air to water monobloc system, ideal when indoor space is limited

- › W-LAN cartridge connection (optional)
- › Possible to combine with domestic hot water tanks
- › Heating and cooling air-to-water heat pump
- › Monobloc all-in-one concept including all hydraulic parts
- › Available with Built-in 3 kW electric back-up heater for additional heating or with a separate back-up heater kit
- › Available in one phase and three phase



up to



More details and final information can be found by scanning or clicking the QR codes.



EBLA09-14DV3



EBLA09-14D3V3



EBLA09-14DW1



EBLA09-14D3W1



EBLA-DV37



EBLA-DW17



EBLA-D3V37



EBLA-D3W17

Single Unit		EBLA		09D(3)V3/D(3)W1		11D(3)V3/D(3)W1		14D(3)V3/D(3)W1		16D(3)V3(7)/D(3)W1(7)	
Heating capacity	Nom.	kW		9.37 (1) / 9.00 (2)		10.6 (1) / 9.82 (2)		12.0 (1) / 12.5 (2)		16.0 (1) / 16.0 (2)	
Power input	Heating	Nom. kW		1.91 (1) / 2.43 (2)		2.18 (1) / 2.68 (2)		2.46 (1) / 3.42 (2)		3.53 (1) / 4.56 (2)	
COP				4.91 (1) / 3.71 (2)		4.83 (1) / 3.66 (2)		4.87 (1) / 3.64 (2)		4.53 (1) / 3.51 (2)	
Cooling capacity	Nom.	kW		9.35 (3) / 9.10 (4)		11.6 (3) / 11.5 (4)		12.8 (3) / 12.7 (4)		14.0 (3) / 15.3 (4)	
Power input	Cooling	Nom. kW		2.79 (3) / 1.71 (4)		3.56 (3) / 2.17 (4)		4.06 (3) / 2.51 (4)		4.58 (3) / 3.24 (4)	
EER				3.35 (3) / 5.34 (4)		3.26 (3) / 5.31 (4)		3.16 (3) / 5.04 (4)		3.06 (3) / 4.74 (4)	
SEER				5.62 (5)		5.79 (5)		5.71 (5)		5.59 (5)	
Space heating	Average climate water outlet 55 °C	General	ηs (Seasonal space heating efficiency)	135		132		134		132	
			SCOP	3.44		3.37		3.42		3.37	
	Average climate water outlet 35 °C	General	ηs (Seasonal space heating efficiency)	190		186		185			
			SCOP	4.82		4.73		4.70		4.69	
			Seasonal space heating eff. class			A+++					
			Seasonal space heating eff. class			A+++					
Casing	Colour	Silver									
	Material	Polyester painted galvanised steel plate									
Dimensions	Unit	HeightxWidthxDepth	mm								
			870x1,380x460								
Weight	Unit	kg									
		DV3/DW1: 147, D3V3/D3W1: 149									
Compressor	Quantity	1									
	Type	Hermetically sealed swing compressor									
Operation range	Heating	Ambient	Min. ~ Max.	°CWB							
		Water side	Min. ~ Max.	°C							
	Cooling	Ambient	Min. ~ Max.	°CDB							
		Water side	Min. ~ Max.	°C							
	Domestic hot water	Ambient	Min. ~ Max.	°CDB							
		Water side	Min. ~ Max.	°C							
Refrigerant	Type	R-32									
	GWP	675									
	Charge	kg									
		3.80									
	Charge	TCO <sub>2</sub> Eq									
	2.57										
	Control	Expansion valve									
Sound power level (5)	Heating	Nom.	dBA								
			62								
Power supply	Name/Phase/Frequency/Voltage		Hz/V								
			V3/1 ~ /50/230 - W1/3 ~ /50/400								
Current	Recommended fuses		A								
			32 / 16								

(1) Ta DB/WB 7°C/6°C - LWC 35°C (DT = 5°C) | (2) Ta DB/WB 7°C/6°C - LWC 45°C (DT = 5°C) | (3) Cooling: EW 12°C; LW 7°C; ambient conditions: 35°CDB | (4) Cooling: EW 23°C; LW 18°C; ambient conditions: 35°CDB | (5) According to EN14825. This product contains fluorinated greenhouse gases.

# Combination table and options

			R-32 small monobloc (4-6-8 kW)			
			Without back-up heater		With back-up heater	
			Rev	H/O	Rev	H/O
			EBLA04EV3	EDLA04EV3	EBLA04E3V3	EDLA04E3V3
			EBLA06EV3	EDLA06EV3	EBLA06E3V3	EDLA06E3V3
EBLA08EV3	EDLA08EV3	EBLA08E3V3	EDLA08E3V3			
Type	Description	Material name				
Controls	Madoka wired room thermostat	BRC1HHDAAK/S/W	•	•	•	•
	Wired digital thermostat	EKRTWA	•	•	•	•
	LAN Adapter	BRP069A62 <small>(with MMI from v6.8.0)</small>	•	•	•	•
	WLAN cartridge	BRP069A78	•	•	•	•
	Universal centralised controller for cascade	EKCC8-W DCOM-LT/IO,-LT/MB	•	•	•	•
Multi-zoning controls	Digital wired room thermostat	EKWCTRDIV3	•	•	•	•
	Analog wired room thermostat	EKWCTRANIV3	•	•	•	•
	Actuator	EKWCVATRIV3	•	•	•	•
	Multi-zoning base station (10 channels)	EKWUFHTAIV3	•	•	•	•
Sensors	Remote indoor temperature sensor	KRCS01-1	• (1)	• (1)	• (1)	• (1)
	Remote outdoor temperature sensor	EKRSCA1	• (1)	• (1)	• (1)	• (1)
	Temperature sensor for EKHWS(P)-D	EKTESE1	•	•	•	•
	Temperature sensor for EKHWP-(P)B	EKTESE2	•	•	•	•
Domestic hot water	DHW tank	EKHWS(P)(U)-D(3)V3	•	•	•	•
	Thermal stores	EKHWP500(P)B	•	•	•	•
	Third party tank kit	EKHYPART	• (2)	• (2)	• (2)	• (2)
	Third party tank kit	EKHYPART2	• (3)	• (3)	• (3)	• (3)
Heat pump convector	Floor standing	FWXV15/20/25*	• (4)	• (4)	• (4)	• (4)
	Wall mounted	FWXT15/20/25*	• (4)	• (4)	• (4)	• (4)
	Concealed	FWXM15/20/25*	• (4)	• (4)	• (4)	• (4)
Other options	Back-up heater kit	EKLBHUCB6W	• (5)	•		
	By-pass kit	EKMBHBP1	• (5)			
	Generic Bizone kit (PCB only)	EKMIKPOA	•	•	•	•
	Generic Bizone kit	EKMIKPHA	•	•	•	•
	Digital I/O PCB	EKRPIHBAA	• (6)	• (6)	• (6)	• (6)
	Demand PCB	EKRPIAHTA	•	•	•	•
	Anti-freeze valve with diam. 1	AFVALVE1	•	•	•	•
	Anti-freeze valve with diam. 1 1/4"	AFVALVE125	•	•	•	•
	Balancing valve	KBLNVALVE				
	Decoupler	KDECOUP				
	PC USB cable	EKPCCAB4	•	•	•	•
	Smart grid relay kit (high voltage)	EKRELSG	•	•	•	•
	Flow switch	EKFLSW1				
	Flow switch	EKEFLSW2	• (7)	• (7)	• (7)	• (7)

(1) Only 1 sensor can be connected: indoor OR outdoor sensor.

(2) EKHY3PART can be used if you have a tank in which you can insert a thermistor.

(3) EKHY3PART2 can be used if you have a tank in which you can't insert a thermistor.

(4) Multi combination (quantity, depends on capacity class). EKVKHPC needs to be installed mandatory on heat pump convector (exception: LT- H/O).

(5) Check 'EKMBHBP1 necessity drawing' to decide to install it in combination with reversible models, in order to avoid sweat on the back-up heater.

(6) Additional relays to allow bivalent control in combination with external room thermostat are field supply.

(7) Mandatory if glycol is used.

R-32 large monobloc (9-11-14-16 kW)				
Without back-up heater		With back-up heater		
Rev	H/O	Rev	H/O	
EBLA09DV3/W1	EDLA09DV3/W1	EBLA09D3V3/W1	EDLA09D3V3/W1	
EBLA11DV3/W1	EDLA11DV3/W1	EBLA11D3V3/W1	EDLA11D3V3/W1	
EBLA14DV3/W1	EDLA14DV3/W1	EBLA14D3V3/W1	EDLA14D3V3/W1	
EBLA16DV37/W17	EDLA16DV37/W17	EBLA16D3V37/W17	EDLA16D3V37/W17	
	•	•	•	•
	•	•	•	•
	•	•	•	•
	•	•	•	•
	•	•	•	•
	•	•	•	•
	•	•	•	•
	•	•	•	•
	•	•	•	•
	• (1)	• (1)	• (1)	• (1)
	• (1)	• (1)	• (1)	• (1)
	•	•	•	•
	•	•	•	•
	• (2)	• (2)	• (2)	• (2)
	• (3)	• (3)	• (3)	• (3)
	• (4)	• (4)	• (4)	• (4)
	• (4)	• (4)	• (4)	• (4)
	• (4)	• (4)	• (4)	• (4)
	• (5)	•		
	• (5)			
	•	•	•	•
	•	•	•	•
	• (6)	• (6)	• (6)	• (6)
	•	•	•	•
	•	•	•	•
	•	•	•	•
	•	•	•	•
	•	•	•	•
	•	•	•	•
	•	•	•	•
	•	•	•	•
	• (7)	• (7)	• (7)	• (7)

# The ideal boiler replacement gets extended

## Ideal to replace gas boilers

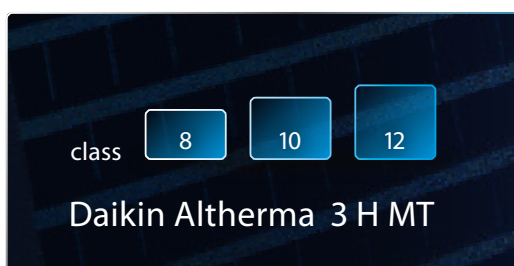
Houses built in the 90s often need a refurbishment to still look up-to-date.

In a renovation project, this is also important to consider changing your initial heating system.

Daikin Altherma 3 H MT comes as a perfect replacement in such houses, where a leaving water temperature of 65 °C is sufficient. Easy to install, you can even leave the recent radiators installed!

## Suitable for medium sized new buildings

With a capacity range going from 8 to 12 class, Daikin Altherma 3 H MT also fits in medium sized new buildings.





## Ideal to replace oil boilers

Daikin Altherma 3 H HT is a high temperature heat pump, able to deliver a leaving water temperature of 70 °C. Thanks to this operation range, the unit can replace oil boilers in older houses.

Traditional radiators can also stay in place, but more recent radiators could be a good option in order to make further energy savings.

## Suitable for large new buildings

With a capacity range going from 14 to 18 class, Daikin Altherma 3 H HT can answer the needs of large new buildings.



# The Quintessence of heat pump

meeting modern society's expectations



## Made in Europe, for Europe

European weather can be tough sometimes. That's why we designed the Daikin Altherma 3 H MT & HT.

Heating capacities are also maintained high by low ambient temperature thanks to genuine Daikin technology.

As the market leader, Daikin is always striving to make the most reliable and efficient heat pumps possible. Daikin developed the Bluevolution technology to achieve higher and greener performance. This technology is now part of all new products. The Daikin Altherma 3 H HT was the first Daikin outdoor unit with a distinctive design. Its single fan reduces the noise level and its black front grille makes the unit fit into any environment.

All these dedicated components were developed in-house to make the quintessence of heat pump unique.

**Superior performance, renewable energy use, design and acoustic comfort. This is what the Quintessence of heat pump is all about.**

## BLUEvolution

The Bluevolution technology combines a specifically developed compressor and the R-32 refrigerant. Daikin is one of the pioneers in the world to launch heat pumps equipped with R-32. With a lower Global Warming Potential (GWP), the R-32 is equivalent in power to standard refrigerants, but achieves higher energy efficiency and lower CO<sub>2</sub> emissions.


Easy to recover and re-use, R-32 is the perfect solution to attain the new European CO<sub>2</sub> emission targets.

**R-32**

## Timeless design and space-saving installation

Aside from the acoustic comfort, design is a decisive point nowadays. Specific attention was paid to making the outdoor unit blend in with your home.

The black front grille stretches horizontally making the fan inside invisible. The mat grey casing reflects the colour of the wall behind for more discretion. This unit received the IF and reddot design awards 2019.



Witness a timeless design



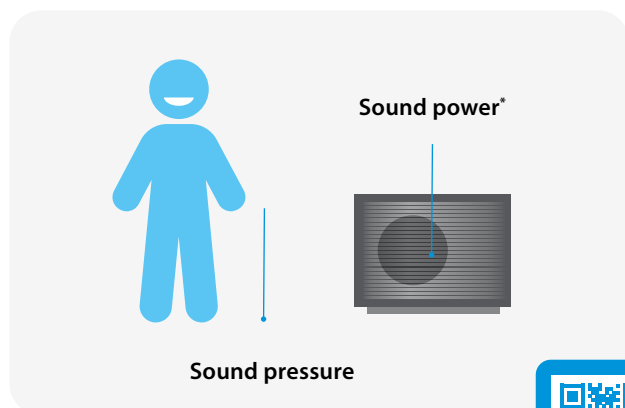
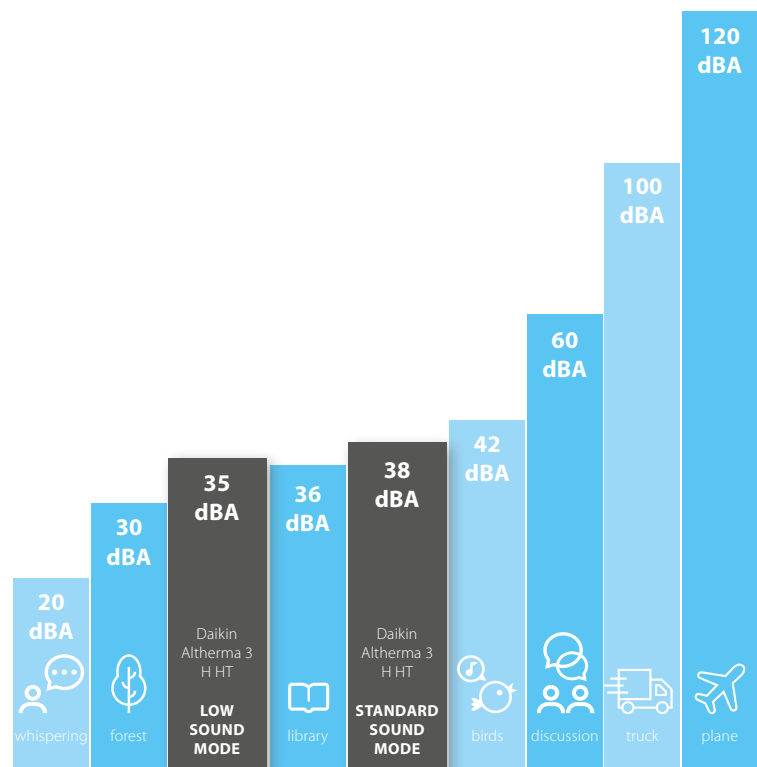


## Silence rhymes with comfort

The Quintessence of heat pump has been designed to reduce its acoustic level and meet the expectations of today's society.

In standard sound mode, the unit produces a sound pressure of 38 dBA at 3 metres, so somewhere between birds chirping and the inside of a library.

The unit also offers greater flexibility by having a low sound mode that reduces the sound pressure at 3 metres to 35 dBA, representing a real reduction of half the sound level!



\* Erp sound power:  
 Daikin Altherma 3 H MT = 53 dBA  
 Daikin Altherma 3 H HT = 54 dBA

## The acoustic level can be evaluated in two ways

- › The **sound power** is generated by the unit itself, independently of distance and environment
- › The **sound pressure** is the sound perceived at a certain distance. The sound pressure is usually calculated at between 1 and 5 metres from the unit.



Listen to the silence of our outdoor unit



# Innovation at the heart of our concerns

The Daikin Altherma 3 H MT & HT are at top of low sound and heating performances thanks to dedicated developments. Several major components are designed to make this product reach the excellence such as a double injection compressor and a single fan even for large capacity units as well as a brand-new casing.

## A redesigned casing

The black front grille made of horizontal lines is hiding the fan from view, reducing the perception of the sound produced by the unit.

The light grey casing is slightly reflecting the environment where the unit is installed, helping it to blend in in any decor.

This unique design already got design awards.




reddot design award  
winner 2019

## A single fan for all capacities

The single fan is slightly larger, replacing the usual double fan for high capacity units (classes 8-10-12-14-16-18).

The shape of the fan has also been reviewed to reduce the contact surface with air therefore lower the sound level by improving the air circulation.




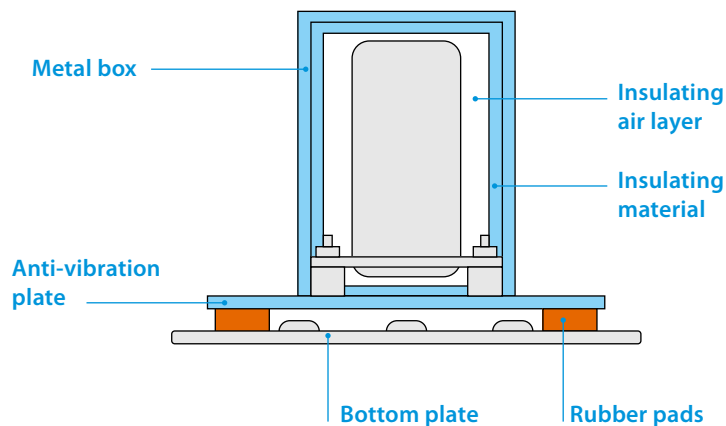


## Compressor insulation and anti-vibration

To reduce the compressor sound power, several actions were taken in terms of absorption and insulation.

First, the compressor is surrounded by a 3-layer insulation made of air, insulation material and a metal box.

Regarding the absorption, the unit benefits from a double sound reduction by using rubber pads between the bottom plate and the vibration plate under the compressor.



## New double injection compressor

To make this product unique, Daikin Europe cooperated with Daikin Japan to develop top notch components. The Daikin Altherma 3 H HT compressor is able to deliver a high leaving water temperature of 70 °C on its own, while the Daikin Altherma 3 H MT available in classes 8-10-12 delivers up to 65 °C leaving water temperature.

## Impressive performance

With these new developments, the Daikin Altherma 3 H MT & HT reach the best performances illustrated in the energy labels:



Feel a true performance




# One solution, multiple combinations

The Quintessence range can be combined with three different indoor units to connect to the outdoor unit, offering specific features to ensure heating, cooling and domestic hot water in your home.

## Outdoor unit

The outdoor unit is available in 6 classes 8-10-12-14-16-18 kW.



## Integrated DHW stainless steel tank model

This model is a compact unit with a small footprint of 595 x 625 mm. The unit is equipped with a tank of 180 or 230 L to answer your domestic hot water demand.



## Integrated ECH<sub>2</sub>O DHW tank model

The ECH<sub>2</sub>O unit is equipped with a thermal DHW tank of 300 or 500 L that can be connected to thermal solar panels.



## Wall mounted model

This model is the most compact unit but needs to be with a separate tank to deliver domestic hot water.



See exact dimensions per model in the specification tables (p22-29).

# Get the best comfort

## with the best functionalities

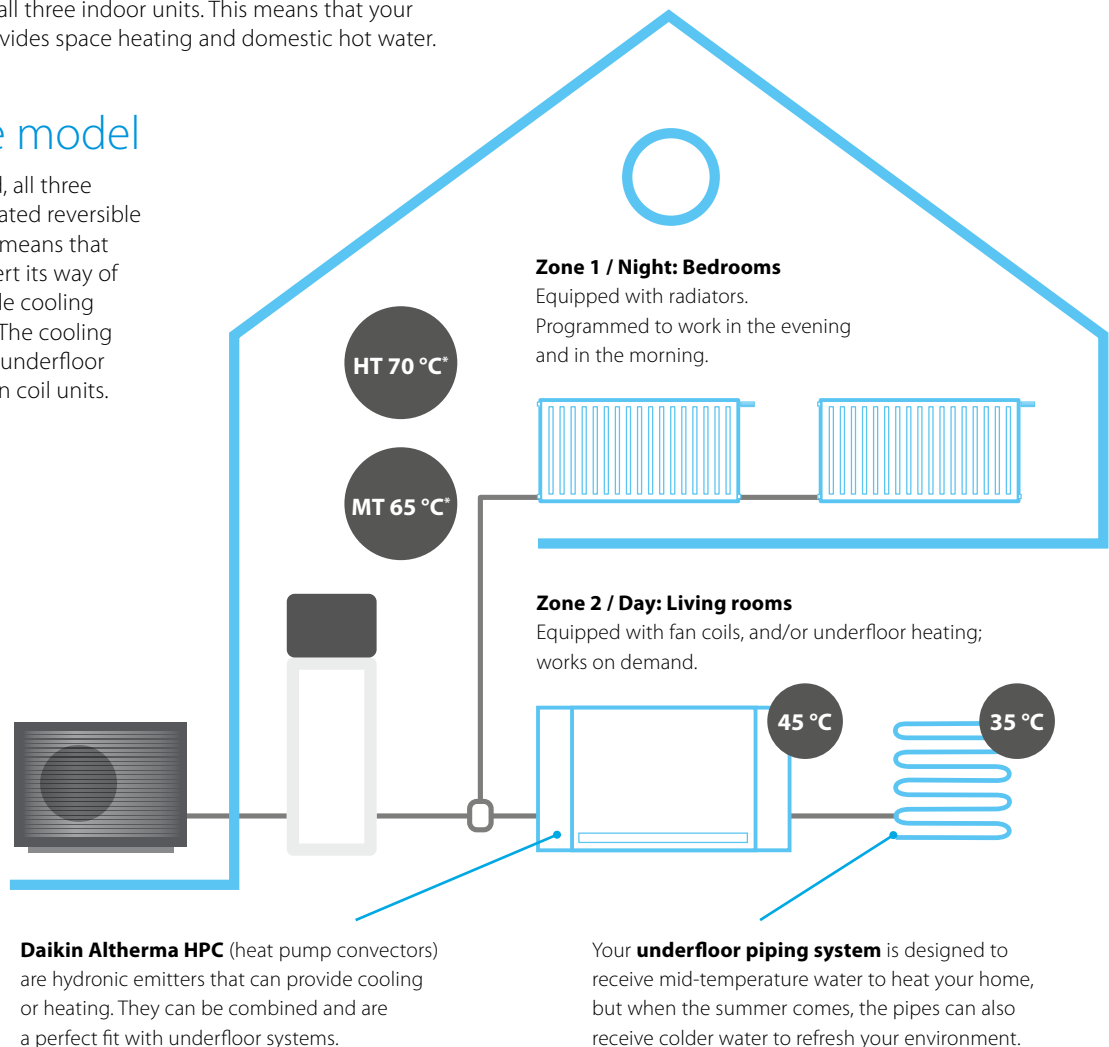
Choose from the Daikin "Three Pluses" the functionality that best fits your customer's needs. The indoor units come in 3 possible versions: heating only, reversible and bizona, giving you the opportunity to tailor your Daikin heating system.

### + Heating only model

The heating only model is standard in the Daikin product range and is available for all three indoor units. This means that your heating system provides space heating and domestic hot water.

### + Reversible model

If cooling is needed, all three indoors have dedicated reversible models. Reversible means that the system can invert its way of working and provide cooling instead of heating. The cooling function requires a underfloor piping system or fan coil units.



### + Bizona model

Only the DHW stainless steel tank model has a dedicated bizona model: you can choose two independent zones with different emitters that need a different temperature level in different rooms (example: underfloor system in the living room and radiators in the bedroom upstairs).

The 2 zones can also be managed independently: deactivate heating on the first floor during the day in order to reduce over consumption.

\* Daikin Altherma 3 H HT models produce a LWT up to 70 °C (14-16-18 classes). Daikin Altherma 3 H MT produces a LWT up to 65 °C (08-10-12 classes).



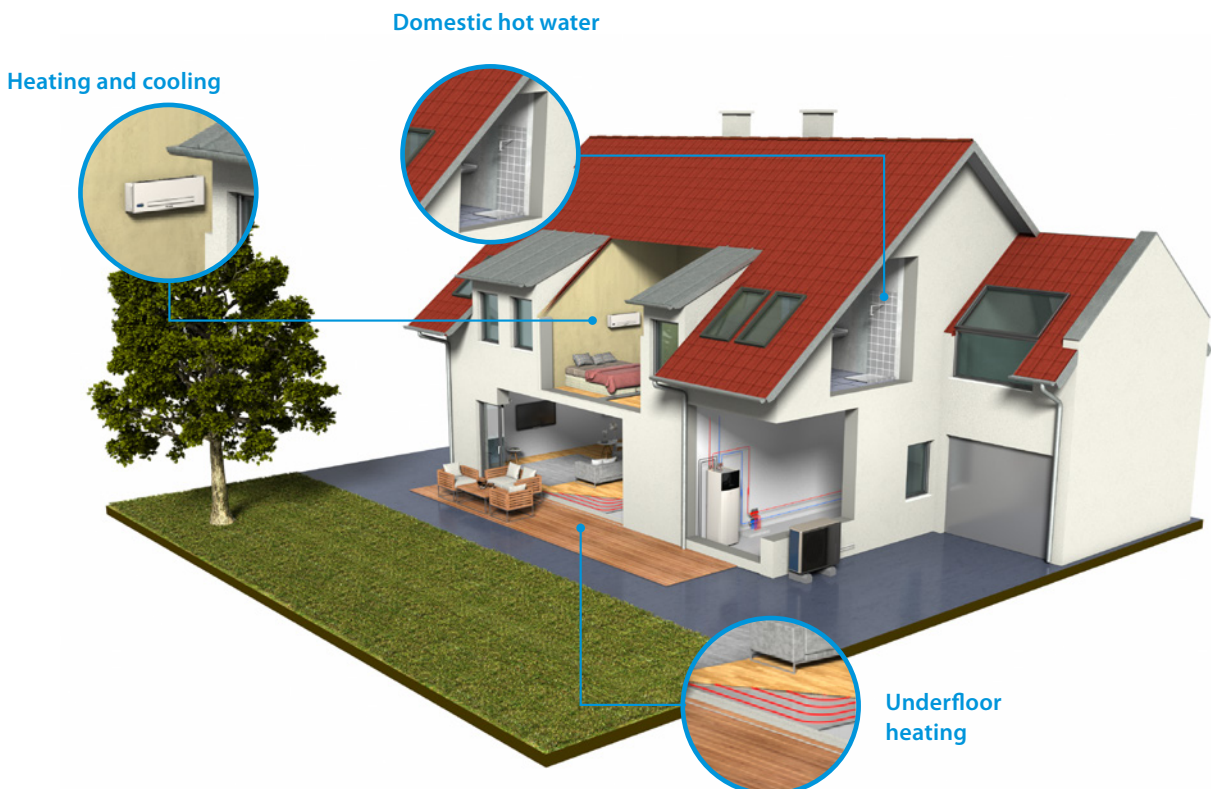
## Floor standing unit with integrated tank

### Why choose Daikin floor standing unit with integrated domestic hot water tank?

The Daikin Altherma 3 floor standing unit is the ideal system **to deliver heating, domestic hot water and cooling** for renovation or large new built.

#### All in one system to save installation space and time

- › A combined stainless steel domestic hot water tank of 180 or 230 L and heat pump ensures a faster installation compared to traditional systems.
- › Inclusion of all hydraulic components means no third party components are required.
- › PCB board and hydraulic components are located in the front for easy access
- › Small installation footprint of 595 x 625 mm
- › Integrated back-up heater choice of 6, 9 kW models are available
- › Dedicated bi-zone models allowing temperature monitoring for 2 zones.



# All-in one design

## Reduces the installation footprint and height

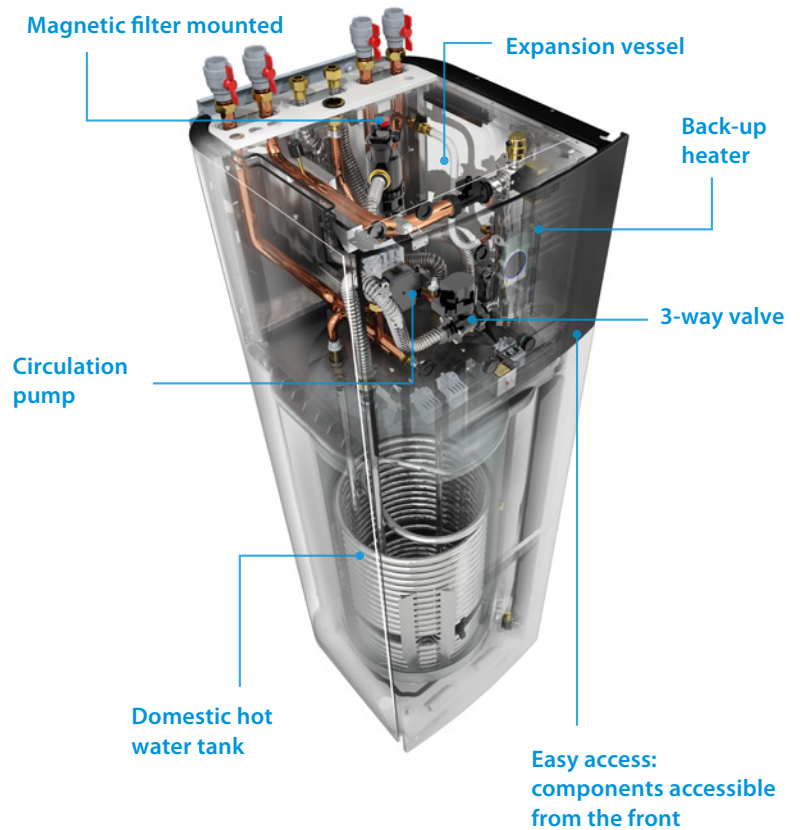
Compared to the traditional split version for a wall mounted indoor unit and a separate domestic hot water tank, the integrated indoor unit greatly reduces the installation space required.

With a small footprint of 595 x 625 mm, the integrated indoor unit has a similar footprint when compared to other household appliances.

For installation projects, almost no side clearance is necessary as the piping is located at the top of the unit.

With an installation height of 1.65 m for an 180 L tank and 1.85 m for a 230 L tank, the required installation height is less than 2m.

The compactness of the integrated indoor unit is emphasised by its sleek design and modern look, easy blending in with other household appliances.



## Advanced user interface



### The Daikin Eye

The intuitive Daikin eye shows you in real time the status of your system.

Blue is perfect! Should the eye turn red, an error has occurred.

### Quick to configure

Log in and you'll be able to completely configure the unit via the new interface in less than 10 steps. You can even check if the unit is ready for use by running test cycles!

### Easy operation

Work super-fast with the new interface. It's super easy to use with just a few buttons and 2 navigational knobs.

### Beautiful design

The interface was especially designed to be very intuitive. The high contrasted colour screen delivers stunning and practical visuals that really help you as installer or service engineer.

## Integrated indoor unit



# Daikin Altherma 3 H MT F

Floor standing air to water heat pump for heating and hot water

- › A combined stainless steel domestic hot water tank of 180 or 230 L and heat pump for easy installation
- › Inclusion of all hydraulic components means no third party components are required
- › PCB board and hydraulic components are located in the front for easy access
- › Small installation footprint of 595 x 625 mm
- › Integrated back-up heater of 6 or 9 kW
- › Heat pump operation down to -28 °C



- 011-1W0503
- 011-1W0504
- 011-1W0505
- 011-1W0506
- 011-1W0507
- 011-1W0508

up to

More details and final information can be found by scanning or clicking the QR codes.



ETVH12E6V



ETVH12E9W



EPRA08-12EV3



EPRA08-12EW1

Efficiency data				ETVH + EPRA	12S18E6V/E9W + 08EV/W	12S23E6V/E9W + 08EV/W	12S18E6V/E9W + 10EV/W	12S23E6V/E9W + 10EV/W	12S18E6V/E9W + 12EV/W	12S23E6V/E9W + 12EV/W
Space heating	Average climate water outlet 55 °C	General	SCOP	3.41 / 3.52			3.43 / 3.53			
			ηs (Seasonal space heating efficiency)				134 / 138			
		Seasonal space heating eff. class	A++							
	Average climate water outlet 35 °C	General	SCOP	4.69 / 4.81			4.71 / 4.84		4.71 / 4.84	
		ηs (Seasonal space heating efficiency)	184 / 190			186 / 191		186 / 191		
		Seasonal space heating eff. class	A+++							
Domestic hot water heating	General	Declared load profile		L	XL	L	XL	L	XL	
	Average climate	COPdhw		2.72 / 2.80	2.96 / 3.05	2.72 / 2.80	2.96 / 3.05	2.72 / 2.80	2.96 / 3.05	
		ηwh (water heating efficiency)	%	117 / 120	126 / 130	117 / 120	126 / 130	117 / 120	126 / 130	
		Water heating energy efficiency class	A+							
Indoor Unit				ETVH	12S18E6V/E9W	12S23E6V/E9W	12S18E6V/E9W	12S23E6V/E9W	12S18E6V/E9W	12S23E6V/E9W
Casing	Colour	White + Black								
	Material	Precoated sheet metal								
Dimensions	Unit	HeightxWidthxDepth	mm	1,650x595x625	1,850x595x625	1,650x595x625	1,850x595x625	1,650x595x625	1,850x595x625	
Weight	Unit		kg	108	117	108	117	108	117	
Tank	Water volume		l	180	230	180	230	180	230	
	Maximum water temperature		°C	70						
	Maximum water pressure		bar	10						
	Corrosion protection			Pickling						
Operation range	Heating	Ambient	Min.~Max.	°C						
		Water side	Min.~Max.	°C						
	Domestic hot water	Ambient	Min.~Max.	°C						
		Water side	Min.~Max.	°C						
Sound power level	Nom.		dBA	44						
Sound pressure level	Nom.		dBA	30						
Outdoor Unit				EPRA	08EV3/W1	10EV3/W1	12EV3/W1			
Dimensions	Unit	HeightxWidthxDepth	mm	1,003x1,270x533						
Weight	Unit		kg	118						
Compressor	Quantity			1						
	Type			Hermetically sealed swing compressor						
Operation range	Heating	Min.~Max.	°CDB	-28 ~ 25						
	Cooling	Min.~Max.	°CDB	10 ~ 43						
	Domestic hot water	Min.~Max.	°CDB	-28 ~ 35						
Refrigerant	Type			R-32						
	GWP			675						
	Charge		kg	3.25						
	Charge		TCO <sub>2</sub> Eq	2.19						
	Control			Expansion valve						
LW(A) Sound power level (according to EN14825)				53						
Sound pressure level (at 1 meter)	Nom.			40.60 / 41.10						
Power supply	Name/Phase/Frequency/Voltage		Hz/V	V3/1~/50/230 - W1/3~/50/400						
Current	Recommended fuses		A	32 / 16						

This product contains fluorinated greenhouse gases.

# Daikin Altherma 3 H HT F

Floor standing air to water heat pump for heating and hot water

- › A combined stainless steel domestic hot water tank of 180 or 230 L and heat pump for easy installation
- › Inclusion of all hydraulic components means no third party components are required
- › PCB board and hydraulic components are located in the front for easy access
- › Small installation footprint of 595 x 625 mm
- › Integrated back-up heater of 6 or 9 kW
- › Heat pump operation down to -28 °C



up to



More details and final information can be found by scanning or clicking the QR codes.

Efficiency data				ETVH + EPRA	16S18E6V7/E9W7 + 14DV7/W7	16S23E6V7/E9W7 + 14DV7/W7	16S18E6V7/E9W7 + 16DV7/W7	16S23E6V7/E9W7 + 16DV7/W7	16S18E6V7/E9W7 + 18DV7/W7	16S23E6V7/E9W7 + 18DV7/W7
Space heating	Average climate water outlet 55 °C	General	SCOP	3.58 / 3.57						
			ηs (Seasonal space heating efficiency) %	140						
	Seasonal space heating eff. class			A++						
	Average climate water outlet 35 °C	General	SCOP	4.51 / 4.71						
ηs (Seasonal space heating efficiency) %			177 / 186							
Seasonal space heating eff. class			A+++							
Domestic hot water heating	General	Declared load profile		L						
		Average COPdhw	2.62 / 2.51	2.61 / 2.55	2.62 / 2.51	2.61 / 2.55	2.62 / 2.51	2.61 / 2.55		
	Average climate	ηwh (water heating efficiency) %		110 / 106	108 / 107	110 / 106	108 / 107	110 / 106	108 / 107	
		Water heating energy efficiency class		A						

Indoor Unit				ETVH	16S18E6V7/E9W7	16S23E6V7/E9W7	16S18E6V7/E9W7	16S23E6V7/E9W7	16S18E6V7/E9W7	16S23E6V7/E9W7
Casing	Colour	White + Black								
	Material	Precoated sheet metal								
Dimensions	Unit	HeightxWidthxDepth	mm	1,650x595x625	1,850x595x625	1,650x595x625	1,850x595x625	1,650x595x625	1,850x595x625	
Weight	Unit	kg		109	118	109	118	109	118	
Tank	Water volume		l	180	230	180	230	180	230	
	Maximum water temperature		°C	70						
	Maximum water pressure		bar	10						
	Corrosion protection		Pickling							
Operation range	Heating	Ambient	Min.~Max.	°C						
		Water side	Min.~Max.	°C						
	Domestic hot water	Ambient	Min.~Max.	°C						
		Water side	Min.~Max.	°C						
Sound power level	Nom.	dBA		44						
Sound pressure level	Nom.	dBA		30						

Outdoor Unit				EPRA	14DV37/W17	16DV37/W17	18DV37/W17
Dimensions	Unit	HeightxWidthxDepth	mm	1,003x1,270x533			
Weight	Unit	kg		146 / 151			
Compressor	Quantity	1					
	Type	Hermetically sealed scroll compressor					
Operation range	Heating	Min.~Max.	°CDB				
	Cooling	Min.~Max.	°CDB				
	Domestic hot water	Min.~Max.	°CDB				
Refrigerant	Type	R-32					
	GWP	675					
	Charge	kg		4.20			
	Charge	TCO <sub>2</sub> Eq		2.84			
	Control	Expansion valve					
LW(A) Sound power level (according to EN14825)			54				
Sound pressure level (at 1 meter)	Nom.	43				48	
Power supply	Name/Phase/Frequency/Voltage	Hz/V		V3/1~/50/230 / W1/3~/50/400			
Current	Recommended fuses	A		32 / 16			

This product contains fluorinated greenhouse gases.

# Daikin Altherma 3 H MT F

Floor standing air to water heat pump for heating, cooling and hot water

- › A combined stainless steel domestic hot water tank of 180 or 230 L and heat pump for easy installation
- › Inclusion of all hydraulic components means no third party components are required
- › PCB board and hydraulic components are located in the front for easy access
- › Small installation footprint of 595 x 625 mm
- › Integrated back-up heater of 6 or 9 kW
- › Heat pump operation down to -28 °C



011-1W0503  
011-1W0504  
011-1W0505  
011-1W0506  
011-1W0507  
011-1W0508



up to

More details and final information can be found by scanning or clicking the QR codes.

ETVX12E6V ETVX12E9W EPRA08-12EV3 EPRA08-12EW1

Efficiency data				ETVX + EPRA	12S18E6V/E9W + 08EV/W	12S23E6V/E9W + 08EV/W	12S18E6V/E9W + 10EV/W	12S23E6V/E9W + 10EV/W	12S18E6V/E9W + 12EV/W	12S23E6V/E9W + 12EV/W	
Space heating	Average climate water outlet 55 °C	General	SCOP ηs (Seasonal space heating efficiency)	3.47 / 3.59			3.48 / 3.60				
			Seasonal space heating eff. class	136 / 141 A++							
	Average climate water outlet 35 °C	General	SCOP ηs (Seasonal space heating efficiency)	4.79 / 4.95			4.82 / 4.98				
			Seasonal space heating eff. class	188 / 195 190 / 196 A+++							
Domestic hot water heating	General	Declared load profile			L						
	Average climate	COPdhw	2.72 / 2.80			2.96 / 3.05		2.72 / 2.80		2.96 / 3.05	
		ηwh (water heating efficiency)	117 / 120			126 / 130		117 / 120		126 / 130	
		Water heating energy efficiency class	A+								

Indoor Unit				ETVX	12S18E6V/D9W	12S23E6V/D9W	12S18E6V/D9W	12S23E6V/D9W	12S18E6V/D9W	12S23E6V/D9W
Casing	Colour	White + Black								
	Material	Precoated sheet metal								
Dimensions	Unit	HeightxWidthxDepth	mm	1,650x595x625	1,850x595x625	1,650x595x625	1,850x595x625	1,650x595x625	1,850x595x625	
Weight	Unit		kg	108	117	108	117	108	117	
Tank	Water volume		l	180	230	180	230	180	230	
	Maximum water temperature		°C	70						
	Maximum water pressure		bar	10						
	Corrosion protection			Pickling						
Operation range	Heating	Ambient	Min.~Max.	°C						
		Water side	Min.~Max.	°C						
	Cooling	Ambient	Min.~Max.	°C						
		Water side	Min.~Max.	°C						
	Domestic hot water	Ambient	Max.	°C						
		Water side	Min.~Max.	°C						
Sound power level	Nom.		dBA	44						
Sound pressure level	Nom.		dBA	30						

Outdoor Unit				EPRA	08EV3/W1	10EV3/W1	12EV3/W1
Dimensions	Unit	HeightxWidthxDepth	mm	1,003x1,270x533			
Weight	Unit		kg	118			
Compressor	Quantity			1			
	Type			Hermetically sealed swing compressor			
Operation range	Heating	Min.~Max.	°CDB	-28 ~ 25			
	Cooling	Min.~Max.	°CDB	10 ~ 43			
	Domestic hot water	Min.~Max.	°CDB	-28 ~ 35			
Refrigerant	Type			R-32			
	GWP			675			
	Charge		kg	3.25			
	Charge		TCO <sub>2</sub> Eq	2.19			
	Control			Expansion valve			
LW(A) Sound power level (according to EN14825)				53			
Sound pressure level (at 1 meter)	Nom.			40.60 / 41.10			
Power supply	Name/Phase/Frequency/Voltage		Hz/V	V3/1~/50/230 - W1/3~/50/400			
Current	Recommended fuses		A	32 / 16			

This product contains fluorinated greenhouse gases.



# Daikin Altherma 3 H HT F

Floor standing air to water heat pump for heating, cooling and hot water

- › A combined stainless steel domestic hot water tank of 180 or 230 L and heat pump for easy installation
- › Inclusion of all hydraulic components means no third party components are required
- › PCB board and hydraulic components are located in the front for easy access
- › Small installation footprint of 595 x 625 mm
- › Integrated back-up heater of 6 or 9 kW
- › Heat pump operation down to -28 °C



More details and final information can be found by scanning or clicking the QR codes.



Efficiency data				ETVX + EPRA	16S18E6V7/E9W7 + 14DV7/W7	16S23E6V7/E9W7 + 14DV7/W7	16S18E6V7/E9W7 + 16DV7/W7	16S23E6V7/E9W7 + 16DV7/W7	16S18E6V7/E9W7 + 18DV7/W7	16S23E6V7/E9W7 + 18DV7/W7
Space heating	Average climate water outlet 55 °C	General	SCOP	3.62 / 3.63						
			ηs (Seasonal space heating efficiency)	142						
			Seasonal space heating eff. class	A++						
	Average climate water outlet 35 °C	General	SCOP	4.57 / 4.81						
		ηs (Seasonal space heating efficiency)	180 / 190							
			Seasonal space heating eff. class	A+++						
Domestic hot water heating	General	Declared load profile		L	XL	L	XL	L	XL	XL
	Average climate	COPdhw		2.62 / 2.51	2.61 / 2.55	2.62 / 2.51	2.61 / 2.55	2.62 / 2.51	2.61 / 2.55	2.61 / 2.55
		ηwh (water heating efficiency)		110 / 106	108 / 107	110 / 106	108 / 107	110 / 106	108 / 107	108 / 107
		Water heating energy efficiency class		A						

Indoor Unit				ETVX	16S18E6V7/E79W7	16S23E6V7/E79W7	16S18E6V7/E79W7	16S23E6V7/E79W7	16S18E6V7/E79W7	16S23E6V7/E79W7
Casing	Colour	White + Black								
	Material	Precoated sheet metal								
Dimensions	Unit	HeightxWidthxDepth	mm	1,650x595x625	1,850x595x625	1,650x595x625	1,850x595x625	1,650x595x625	1,850x595x625	1,850x595x625
Weight	Unit		kg	109	118	109	118	109	118	118
Tank	Water volume		l	180	230	180	230	180	230	230
	Maximum water temperature		°C	70						
	Maximum water pressure		bar	10						
	Corrosion protection			Pickling						
Operation range	Heating	Ambient	Min.~Max.	°C						
		Water side	Min.~Max.	°C						
	Cooling	Ambient	Min.~Max.	°C						
		Water side	Min.~Max.	°C						
	Domestic hot water	Ambient	Max.	°C						
		Water side	Min.~Max.	°C						
Sound power level	Nom.		dBA	44						
Sound pressure level	Nom.		dBA	30						

Outdoor Unit				EPRA	14DV37/W17	16DV37/W17	18DV37/W17
Dimensions	Unit	HeightxWidthxDepth	mm	1,003x1,270x533			
Weight	Unit		kg	146 / 151			
Compressor	Quantity			1			
	Type			Hermetically sealed scroll compressor			
Operation range	Heating	Min.~Max.	°CDB	-28 ~ 25			
	Cooling	Min.~Max.	°CDB	10 ~ 43			
	Domestic hot water	Min.~Max.	°CDB	-28 ~ 35			
Refrigerant	Type			R-32			
	GWP			675			
	Charge		kg	4.20			
	Charge		TCO <sub>2</sub> Eq	2.84			
	Control			Expansion valve			
LW(A) Sound power level (according to EN14825)				54			
Sound pressure level (at 1 meter)	Nom.			43		48	
Power supply	Name/Phase/Frequency/Voltage		Hz/V	V3/1~/50/230 / W1/3~/50/400			
Current	Recommended fuses		A	32 / 16			

This product contains fluorinated greenhouse gases.

# Daikin Altherma 3 H MT F

Floor standing integrated with **two different temperature zones monitoring**

- › A combined stainless steel domestic hot water tank of 180 or 230 L and heat pump for easy installation
- › Inclusion of all hydraulic components means no third party components are required
- › PCB board and hydraulic components are located in the front for easy access
- › Small installation footprint of 595 x 625 mm
- › Integrated back-up heater of 6 or 9 kW
- › Heat pump operation down to -28 °C



More details and final information can be found by scanning or clicking the QR codes.



Efficiency data				ETVZ + EPRA	12S18E6V/E9W + 08EV/W	12S23E6V/E9W + 08EV/W	12S18E6V/E9W + 10EV/W	12S23E6V/E9W + 10EV/W	12S18E6V/E9W + 12EV/W	12S23E6V/E9W + 12EV/W		
Space heating	Average climate water outlet 55 °C	General	SCOP	3.41 / 3.52		3.43 / 3.53						
			ηs (Seasonal space heating efficiency)			134 / 138						
			Seasonal space heating eff. class	A++								
Average climate water outlet 35 °C	General	SCOP	4.69 / 4.82		4.71 / 4.69		4.71 / 4.84					
		ηs (Seasonal space heating efficiency)	184 / 190		186 / 184		186 / 191					
		Seasonal space heating eff. class	A+++									
Domestic hot water heating	General	Declared load profile		L								
		Average COPdhw	2.72 / 2.80		2.96 / 3.05		2.72 / 2.80		2.96 / 3.05		2.72 / 2.80	
		ηwh (water heating efficiency)	117 / 120		126 / 130		117 / 120		126 / 130		117 / 120	
		Water heating energy efficiency class		A+								
Indoor Unit				ETVZ	12S18E6V/E9W	12S23E6V/E9W	12S18E6V/E9W	12S23E6V/E9W	12S18E6V/E9W	12S23E6V/E9W		
Casing	Colour	White + Black										
	Material	Precoated sheet metal										
Dimensions	Unit	HeightxWidthxDepth	mm	1,650x595x625	1,850x595x625	1,650x595x625	1,850x595x625	1,650x595x625	1,850x595x625	1,850x595x625		
Weight	Unit	kg										
Tank	Water volume	l		180	230	180	230	180	230			
	Maximum water temperature	°C		70								
	Maximum water pressure	bar		10								
	Corrosion protection	Pickling										
Operation range	Heating	Ambient	Min.~Max.	°C								
		Water side	Min.~Max.	°C								
	Domestic hot water	Ambient	Min.~Max.	°C								
		Water side	Min.~Max.	°C								
Sound power level	Nom.	dBA		44								
Sound pressure level	Nom.	dBA		30								
Outdoor Unit				EPRA	08EV3/W1	10EV3/W1	12EV3/W1					
Dimensions	Unit	HeightxWidthxDepth	mm	1,003x1,270x533								
Weight	Unit	kg										
Compressor	Quantity	1										
	Type	Hermetically sealed swing compressor										
Operation range	Heating	Min.~Max.	°CDB									
	Domestic hot water	Min.~Max.	°CDB									
Refrigerant	Type	R-32										
	GWP	675										
	Charge	kg		3.25								
	Charge	TCO <sub>2</sub> Eq		2.19								
	Control	Expansion valve										
LW(A) Sound power level (according to EN14825)			53									
Sound pressure level (at 1 meter)	Nom.	40.60 / 41.10										
Power supply	Name/Phase/Frequency/Voltage	Hz/V		V3/1~/50/230 - W1/3~/50/400								
Current	Recommended fuses	A		32 / 16								

This product contains fluorinated greenhouse gases.

# Daikin Altherma 3 H HT F

Floor standing integrated with **two different temperature zones monitoring**

- › A combined stainless steel domestic hot water tank of 180 or 230 L and heat pump for easy installation
- › Inclusion of all hydraulic components means no third party components are required
- › PCB board and hydraulic components are located in the front for easy access
- › Small installation footprint of 595 x 625 mm
- › Integrated back-up heater of 6 or 9 kW
- › Heat pump operation down to -28 °C



up to



011-1W0353-354  
011-1W0357-358  
011-1W0361-362

More details and final information can be found by scanning or clicking the QR codes.



ETVZ16E6V7



ETVZ16E9W7



EPRA14-18DV37



EPRA14-18DW17

Efficiency data				ETVZ + EPRA	16S18E6V7/E9W7 + 14DV7/W7	16S23E6V7/E9W7 + 14DV7/W7	16S18E6V7/E9W7 + 16DV7/W7	16S23E6V7/E9W7 + 16DV7/W7	16S18E6V7/E9W7 + 18DV7/W7	16S23E6V7/E9W7 + 18DV7/W7
Space heating	Average climate water outlet 55 °C	General	SCOP	3.58 / 3.57						
		ηs (Seasonal space heating efficiency)	%	140						
	Seasonal space heating eff. class			A++						
	Average climate water outlet 35 °C	General	SCOP	4.51 / 4.71						
ηs (Seasonal space heating efficiency)		%	177 / 186							
Seasonal space heating eff. class			A+++							
Domestic hot water heating	General Average climate	Declared load profile		L	XL	L	XL	L	XL	
		COPdhw	2.62 / 2.51	2.61 / 2.55	2.62 / 2.51	2.61 / 2.55	2.62 / 2.51	2.61 / 2.55		
	ηwh (water heating efficiency)	%	110 / 106	108 / 107	110 / 106	108 / 107	110 / 106	108 / 107		
	Water heating energy efficiency class		A							
<b>Indoor Unit</b>				<b>ETVZ</b>	<b>16S18E6V7/E9W7</b>	<b>16S23E6V7/E9W7</b>	<b>16S18E6V7/E9W7</b>	<b>16S23E6V7/E9W7</b>	<b>16S18E6V7/E9W7</b>	<b>16S23E6V7/E9W7</b>
Casing	Colour	White + Black								
	Material	Precoated sheet metal								
Dimensions	Unit	HeightxWidthxDepth	mm	1,650x595x625	1,850x595x625	1,650x595x625	1,850x595x625	1,650x595x625	1,850x595x625	
Weight	Unit	kg	120	128	120	128	120	128		
Tank	Water volume	l	180	230	180	230	180	230		
	Maximum water temperature	°C	70							
	Maximum water pressure	bar	10							
	Corrosion protection	Pickling								
Operation range	Heating	Ambient	Min.~Max.	°C	-28 ~ 35					
		Water side	Min.~Max.	°C	15 ~ 70					
	Domestic hot water	Ambient	Min.~Max.	°C	-28 ~ 35					
		Water side	Min.~Max.	°C	10 ~ 63					
Sound power level	Nom.	dBA	44							
Sound pressure level	Nom.	dBA	30							
<b>Outdoor Unit</b>				<b>EPRA</b>	<b>14DV37/W17</b>	<b>16DV37/W17</b>	<b>18DV37/W17</b>			
Dimensions	Unit	HeightxWidthxDepth	mm	1,003x1,270x533						
Weight	Unit	kg	146 / 151							
Compressor	Quantity	1								
	Type	Hermetically sealed scroll compressor								
Operation range	Heating	Min.~Max.	°CDB	-28 ~ 25						
	Domestic hot water	Min.~Max.	°CDB	-28 ~ 35						
Refrigerant	Type	R-32								
	GWP	675								
	Charge	kg	4.20							
	Charge	TCO <sub>2</sub> Eq	2.84							
Control	Expansion valve									
LW(A) Sound power level (according to EN14825)	54									
Sound pressure level (at 1 meter)	Nom.	43						48		
Power supply	Name/Phase/Frequency/Voltage	Hz/V	V3/1~/50/230 / W1/3~/50/400							
Current	Recommended fuses	A	32 / 16							

This product contains fluorinated greenhouse gases.

## Floor standing unit with integrated ECH<sub>2</sub>O tank

The Daikin Altherma high temperature split integrated ECH<sub>2</sub>O is renowned for its ability to maximise renewable energy sources to provide the ultimate comfort in heating, domestic hot water and cooling

### Intelligent storage management

- › The unit is 'Smart Grid' ready to take advantage of low energy tariffs and efficiently store thermal energy for space heating and domestic hot water
- › Continuous heating during defrost mode and use of stored heat for space heating (500 L tank only)
- › Electronic management of both heat pump and ECH<sub>2</sub>O thermal store maximises energy efficiency, as well as convenient heating and domestic hot water
- › Achieves the highest standards for water sanitation
- › Uses more renewable energy with solar connection

### Innovative and high-quality tank

- › Lightweight plastic tank
- › No corrosion, anode, scale or lime deposits
- › Contains impact resistant polypropylene inner and outer walls filled with high-grade insulation foam to reduce heat losses to a minimum

### Combinable with other heat sources

- › The bivalent option allows heat from other sources such as oil, gas or pellet-fired boilers to be stored in the solar system, further lowering energy consumption

## ECH<sub>2</sub>O



### Advanced user interface

#### The Daikin-Eye

The intuitive Daikin eye shows you in real time the status of your system. Blue is perfect! Should the eye turn red, an error has occurred.

#### Quick to configure

Log in and you'll be able to completely configure the unit in less than 10 steps. You can even check if the unit is ready for use by running test cycles!

#### Easy operation

The user interface works really fast thanks to its icon-based menus.

#### Beautiful design

The interface was especially designed to be very intuitive. The high contrasted colour screen delivers stunning and practical visuals that really help you as installer or service engineer.

## ECH<sub>2</sub>O thermal store range: additional hot water comfort

Combine your indoor unit with a thermal store to achieve the ultimate comfort at home.

- › Fresh water principle: receive domestic hot water on demand while eliminating the risk of contamination and sedimentation
- › Optimal domestic hot water performance: the low temperature evolution enables high tapping performance
- › Fit for the future: possibility to integrate with renewable solar energy and other heat sources, e.g. fireplace
- › Lightweight and robust build of the unit combined with the cascade principle offers flexible installation options

Built for small and large homes, customers can choose between a pressureless and a pressurised hot water system.

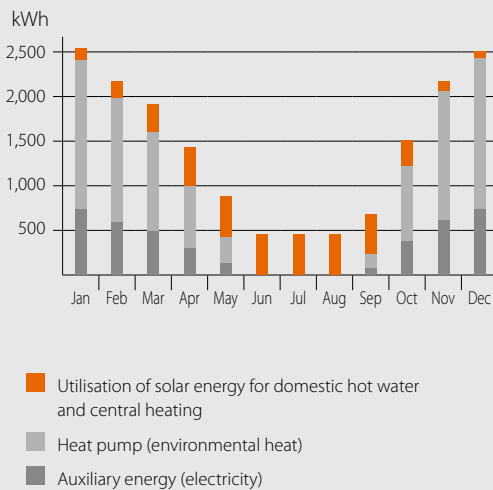
### Pressureless (drain-back) solar system (ETSH\*, ETSX\*)

- › The solar collectors are only filled with water when sufficient heating is provided by the sun
- › The pumps in the control and pump unit switch on briefly and fill the collectors with storage tank water
- › After filling, water circulation is maintained by the remaining pump

### Pressurised solar system (ETSHB\*, ETSXB\*)

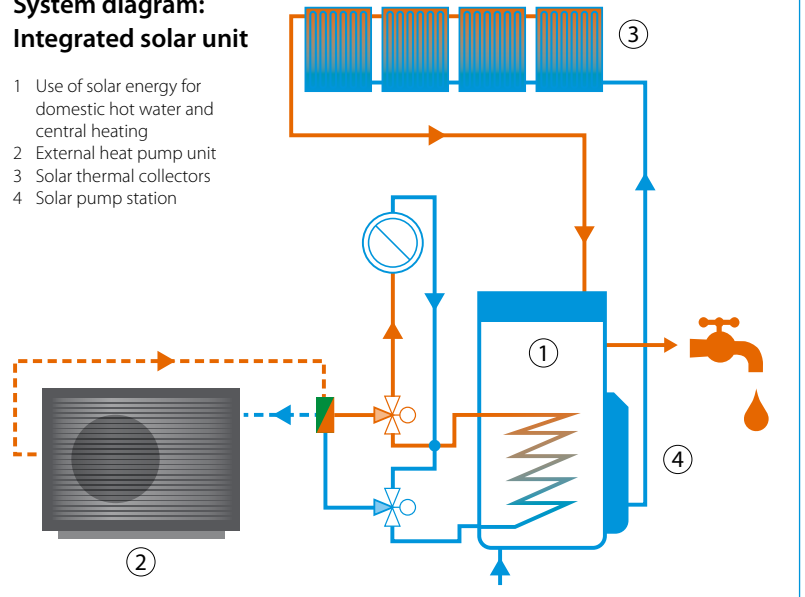
- › System is filled with heat transfer fluid with the correct amount of antifreeze to avoid freezing in winter
- › System is pressurised and sealed

### Monthly energy consumption of an average detached house



### System diagram: Integrated solar unit

- 1 Use of solar energy for domestic hot water and central heating
- 2 External heat pump unit
- 3 Solar thermal collectors
- 4 Solar pump station



# Daikin Altherma 3 H MT ECH<sub>2</sub>O

Floor standing air-to-water heat pump for heating and hot water with thermal solar support

- › Integrated solar unit, offering top comfort in heating and hot water
- › Maximum use of renewable energy: uses heat pump technology for heating and solar support for space heating and domestic hot water production
- › Fresh water principle: hygienic water, with no need for thermal legionella disinfection
- › Maintenance-free tank: no corrosion, anode, scale or lime deposits, and no loss of water through safety valve
- › Solar support of domestic hot water with pressureless (drain-back) solar system
- › Heat loss is reduced to a minimum thanks to the high quality insulation
- › App control possible for managing heating, hot water and cooling operation
- › Heat pump operation down to -28 °C
- › Possible to connect to photovoltaic solar panels to provide energy for your heat pump



up to



011-1W0501  
011-1W0502

More details and final information can be found by scanning or clicking the QR codes.



ETSH12E



EPRA08-12EV3



EPRA08-12EW1

Efficiency data				ETSH + EPRA	12P30E + 08EV/W	12P50E + 08EV/W	12P30E + 10EV/W	12P50E + 10EV/W	12P30E + 12EV/W	12P50E + 12EV/W		
Space heating	Average climate water outlet 55 °C	General	SCOP	3.41 / 3.52			3.43 / 3.53					
			η <sub>s</sub> (Seasonal space heating efficiency)				134 / 138					
			Seasonal space heating eff. class				A++					
Average climate water outlet 35 °C	General	SCOP	4.69 / 4.81			4.71 / 4.84		4.71 / 4.84				
		η <sub>s</sub> (Seasonal space heating efficiency)	184 / 190			186 / 191		186 / 191				
		Seasonal space heating eff. class				A+++						
Domestic hot water heating	Average climate	General	Declared load profile				L					
			COP <sub>dhw</sub>	2.75 / 2.83			3.10 / 3.17		2.75 / 2.83		3.10 / 3.17	
			η <sub>wh</sub> (water heating efficiency)	116 / 119			128 / 131		116 / 119		128 / 131	
			Water heating energy efficiency class				A+					

Indoor Unit				ETSH	12P30E	12P50E	12P30E	12P50E	12P30E	12P50E
Casing	Colour	Traffic white (RAL9016) / Traffic black (RAL9017)								
	Material	Impact resistant polypropylene								
Dimensions	Unit	HeightxWidthxDepth	mm	1,892x594x644	1,910x792x816	1,892x594x644	1,910x792x816	1,892x594x644	1,910x792x816	
Weight	Unit		kg	75	98	75	98	75	98	
Tank	Water volume		l	294	477	294	477	294	477	
	Maximum water temperature		°C	85						
Operation range	Heating	Ambient	Min.~Max.	°C						
		Water side	Min.~Max.	°C						
	Domestic hot water	Ambient	Min.~Max.	°C						
		Water side	Min.~Max.	°C						
Sound power level	Nom.		dBA	47.30						
Sound pressure level	Nom.		dBA	38.60						

Outdoor Unit				EPRA	08EV3/W1	10EV3/W1	12EV3/W1
Dimensions	Unit	HeightxWidthxDepth	mm	1,003x1,270x533			
Weight	Unit		kg	118			
Compressor	Quantity			1			
	Type			Hermetically sealed swing compressor			
Operation range	Heating	Min.~Max.	°CDB	-28 ~ 25			
	Domestic hot water	Min.~Max.	°CDB	-28 ~ 35			
Refrigerant	Type			R-32			
	GWP			675			
	Charge		kg	3.25			
	Charge		TCO <sub>2</sub> Eq	2.19			
	Control			Expansion valve			
LW(A) Sound power level (according to EN14825)				53			
Sound pressure level (at 1 meter)	Nom.			40.60 / 41.10			
Power supply	Name/Phase/Frequency/Voltage		Hz/V	V3/1~/50/230 - W1/3~/50/400			
Current	Recommended fuses		A	32 / 16			

This product contains fluorinated greenhouse gases.

# Daikin Altherma 3 H HT ECH<sub>2</sub>O

Floor standing air-to-water heat pump for heating and hot water with thermal solar support

- › Integrated solar unit, offering top comfort in heating and hot water
- › Maximum use of renewable energy: uses heat pump technology for heating and solar support for space heating and domestic hot water production
- › Fresh water principle: hygienic water, with no need for thermal legionella disinfection
- › Maintenance-free tank: no corrosion, anode, scale or lime deposits, and no loss of water through safety valve
- › Solar support of domestic hot water with pressureless (drain-back) solar system
- › Heat loss is reduced to a minimum thanks to the high quality insulation
- › App control possible for managing heating, hot water and cooling operation
- › Heat pump operation down to -28 °C
- › Possible to connect to photovoltaic solar panels to provide energy for your heat pump



up to



011-1W0355-356  
011-1W0359-360  
011-1W0363-364

More details and final information can be found by scanning or clicking the QR codes.



ETSH16E7



EPRA14-18DV37



EPRA14-18DW17

Efficiency data			ETSH + EPRA		16P30E7 + 14DV7/W7	16P50E7 + 14DV7/W7	16P30E7 + 16DV7/W7	16P50E7 + 16DV7/W7	16P30E7 + 18DV7/W7	16P50E7 + 18DV7/W7	
Space heating	Average climate water outlet 55 °C	General	SCOP	3.58 / 3.57							
		η <sub>s</sub> (Seasonal space heating efficiency)	%	140							
	Seasonal space heating eff. class	A++									
Average climate water outlet 35 °C	General	SCOP	4.51 / 4.71								
		η <sub>s</sub> (Seasonal space heating efficiency)	%	177 / 186							
	Seasonal space heating eff. class	A+++									
Domestic hot water heating	Average climate	General	Declared load profile	L	XL	L	XL	L	XL		
		COP <sub>dhw</sub>	2.86 / 2.85	3.00 / 2.99	2.86 / 2.85	3.00 / 2.99	2.86 / 2.85	3.00 / 2.99			
		η <sub>wh</sub> (water heating efficiency)	%	124	125	124	125	124	125		
Water heating energy efficiency class			A+								
Indoor Unit			ETSH	16P30E7	16P50E7	16P30E7	16P50E7	16P30E7	16P50E7		
Casing	Colour	Traffic white (RAL9016) / Dark grey (RAL7011)									
	Material	Impact resistant polypropylene									
Dimensions	Unit	HeightxWidthxDepth	mm	1,892x594x644	1,910x792x816	1,892x594x644	1,910x792x816	1,892x594x644	1,910x792x816		
Weight	Unit	kg	75	98	75	98	75	98			
Tank	Water volume	l	294	477	294	477	294	477			
	Maximum water temperature	°C	85								
Operation range	Heating	Ambient	Min.~Max.	°C							
		Water side	Min.~Max.	°C							
	Domestic hot water	Ambient	Min.~Max.	°C							
		Water side	Min.~Max.	°C							
Sound power level	Nom.	dBA	45.6								
Sound pressure level	Nom.	dBA	32.8								
Outdoor Unit			EPRA	14DV37/W17	16DV37/W17	18DV37/W17					
Dimensions	Unit	HeightxWidthxDepth	mm	1,003x1,270x533							
Weight	Unit	kg	146 / 151								
Compressor	Quantity	1									
	Type	Hermetically sealed scroll compressor									
Operation range	Heating	Min.~Max.	°CDB								
	Domestic hot water	Min.~Max.	°CDB								
Refrigerant	Type	R-32									
	GWP	675									
	Charge	kg	4.20								
	Charge	TCO <sub>2</sub> Eq	2.84								
	Control	Expansion valve									
LW(A) Sound power level (according to EN14825)	54										
Sound pressure level (at 1 meter)	Nom.	43.0				48.0					
Power supply	Name/Phase/Frequency/Voltage	Hz/V									
Current	Recommended fuses	A									
			V3/1~/50/230 / W1/3~/50/400				32/16				

This product contains fluorinated greenhouse gases.

# Daikin Altherma 3 H MT ECH<sub>2</sub>O

Floor standing air-to-water heat pump for **bivalent heating and hot water** with thermal solar support

- › Integrated solar unit, offering top comfort in heating and hot water
- › Maximum use of renewable energy: uses heat pump technology for heating and solar support for space heating and domestic hot water production
- › Fresh water principle: hygienic water, with no need for thermal legionella disinfection
- › Maintenance-free tank: no corrosion, anode, scale or lime deposits, and no loss of water through safety valve
- › Bivalent system: combinable with a secondary heat source
- › Heat loss is reduced to a minimum thanks to the high quality insulation
- › App control possible for managing heating and hot water operation
- › Heat pump operation down to -28 °C



up to



011-IW0501  
011-IW0502

More details and final information can be found by scanning or clicking the QR codes.



ETSHB12E



EPRA08-12EV3



EPRA08-12EW1

Efficiency data				ETSHB + EPRA	12P30E + 08EV/W	12P50E + 08EV/W	12P30E + 10EV/W	12P50E + 10EV/W	12P30E + 12EV/W	12P50E + 12EV/W	
Space heating	Average climate water outlet 55 °C	General	SCOP	3.41 / 3.52		3.43 / 3.53					
			η <sub>s</sub> (Seasonal space heating efficiency)			134 / 138					
			Seasonal space heating eff. class			A++					
Average climate water outlet 35 °C	General	SCOP	4.69 / 4.81		4.71 / 4.84		4.71 / 4.84				
		η <sub>s</sub> (Seasonal space heating efficiency)	184 / 190		186 / 191		186 / 191				
		Seasonal space heating eff. class			A+++		L				
Domestic hot water heating	Average climate	General	Declared load profile			2.75 / 2.83		3.10 / 3.17		2.75 / 2.83	
			COP <sub>dhw</sub>	116 / 119		128 / 131		116 / 119		128 / 131	
			η <sub>wh</sub> (water heating efficiency)	116 / 119		128 / 131		116 / 119		128 / 131	
Water heating energy efficiency class					A+						

Indoor Unit				ETSHB	12P30E	12P50E	12P30E	12P50E	12P30E	12P50E
Casing	Colour	Traffic white (RAL9016) / Traffic black (RAL9017)								
	Material	Impact resistant polypropylene								
Dimensions	Unit	HeightxWidthxDepth	mm	1,892x594x644	1,910x792x816	1,892x594x644	1,910x792x816	1,892x594x644	1,910x792x816	
Weight	Unit		kg	76	100	76	100	76	100	
Tank	Water volume		l	294	477	294	477	294	477	
	Maximum water temperature		°C	85						
Operation range	Heating	Ambient	Min.~Max.	°C -28 ~ 35						
		Water side	Min.~Max.	°C 18 ~ 65						
	Domestic hot water	Ambient	Min.~Max.	°C -28 ~ 35						
		Water side	Min.~Max.	°C 10 ~ 63						
Sound power level	Nom.		dBA	45.6						
Sound pressure level	Nom.		dBA	32.8						

Outdoor Unit				EPRA	08EV3/W1	10EV3/W1	12EV3/W1
Dimensions	Unit	HeightxWidthxDepth	mm	1,003x1,270x533			
Weight	Unit		kg	118			
Compressor	Quantity			1			
	Type			Hermetically sealed swing compressor			
Operation range	Heating	Min.~Max.	°CDB	-28 ~ 25			
	Domestic hot water	Min.~Max.	°CDB	-28 ~ 35			
Refrigerant	Type			R-32			
	GWP			675			
	Charge		kg	3.25			
	Charge		TCO <sub>2</sub> Eq	2.19			
Control				Expansion valve			
LW(A) Sound power level (according to EN14825)				53			
Sound pressure level (at 1 meter)	Nom.			40.60 / 41.10			
Power supply	Name/Phase/Frequency/Voltage		Hz/V	V3/1~/50/230 - W1/3~/50/400			
Current	Recommended fuses		A	32 / 16			

This product contains fluorinated greenhouse gases.



# Daikin Altherma 3 H HT ECH<sub>2</sub>O

Floor standing air-to-water heat pump for **bivalent heating and hot water** with thermal solar support

- › Integrated solar unit, offering top comfort in heating and hot water
- › Maximum use of renewable energy: uses heat pump technology for heating and solar support for space heating and domestic hot water production
- › Fresh water principle: hygienic water, with no need for thermal legionella disinfection
- › Maintenance-free tank: no corrosion, anode, scale or lime deposits, and no loss of water through safety valve
- › Bivalent system: combinable with a secondary heat source
- › Heat loss is reduced to a minimum thanks to the high quality insulation
- › App control possible for managing heating and hot water operation
- › Heat pump operation down to -28 °C



up to



011-1W0355-356  
011-1W0359-360  
011-1W0363-364

More details and final information can be found by scanning or clicking the QR codes.



ETSHB16E7



EPRA14-18DV37



EPRA14-18DW17

Efficiency data				ETSHB + EPRA		16P30E7 + 14DV7/W7	16P50E7 + 14DV7/W7	16P30E7 + 16DV7/W7	16P50E7 + 16DV7/W7	16P30E7 + 18DV7/W7	16P50E7 + 18DV7/W7
Space heating	Average climate water outlet 55 °C	General	SCOP	3.58 / 3.57							
			η <sub>s</sub> (Seasonal space heating efficiency)	140							
	Seasonal space heating eff. class			A++							
	Average climate water outlet 35 °C	General	SCOP	4.51 / 4.71							
η <sub>s</sub> (Seasonal space heating efficiency)			177 / 186								
Seasonal space heating eff. class			A+++								
Domestic hot water heating	General	Declared load profile		L	XL	L	XL	L	XL	L	XL
		Average COP <sub>dhw</sub>	2.86 / 2.85		3.00 / 2.99		2.86 / 2.85		3.00 / 2.99		2.86 / 2.85
	Average climate	η <sub>wh</sub> (water heating efficiency)		124		125		124		125	
		Water heating energy efficiency class		A+							

Indoor Unit				ETSHB	16P30E7	16P50E7	16P30E7	16P50E7	16P30E7	16P50E7
Casing	Colour	Traffic white (RAL9016) / Dark grey (RAL7011)								
	Material	Impact resistant polypropylene								
Dimensions	Unit	HeightxWidthxDepth	mm	1,892x594x644	1,910x792x816	1,892x594x644	1,910x792x816	1,892x594x644	1,910x792x816	
Weight	Unit		kg	76	100	76	100	76	100	
Tank	Water volume		l	294	477	294	477	294	477	
	Maximum water temperature		°C	85						
Operation range	Heating	Ambient	Min.~Max.	°C						
		Water side	Min.~Max.	°C						
	Domestic hot water	Ambient	Min.~Max.	°C						
		Water side	Min.~Max.	°C						
Sound power level	Nom.		dB(A)	45.6						
Sound pressure level	Nom.		dB(A)	32.8						

Outdoor Unit				EPRA	14DV37/W17	16DV37/W17	18DV37/W17
Dimensions	Unit	HeightxWidthxDepth	mm	1,003x1,270x533			
Weight	Unit		kg	146 / 151			
Compressor	Quantity			1			
	Type			Hermetically sealed scroll compressor			
Operation range	Heating	Min.~Max.	°CDB	-28 ~ 35			
	Domestic hot water	Min.~Max.	°CDB	-28 ~ 35			
Refrigerant	Type			R-32			
	GWP			675			
	Charge		kg	4.20			
	Charge		TCO <sub>2</sub> Eq	2.84			
Control				Expansion valve			
LW(A) Sound power level (according to EN14825)				54			
Sound pressure level (at 1 meter)	Nom.			43.0			
Power supply	Name/Phase/Frequency/Voltage		Hz/V	V3/1~/50/230 / W1/3~/50/400			
Current	Recommended fuses		A	32/16			

This product contains fluorinated greenhouse gases.

# Daikin Altherma 3 H MT ECH<sub>2</sub>O

Floor standing air-to-water heat pump for **heating, cooling and hot water** with thermal solar support

- › Integrated solar unit, offering top comfort in heating, hot water and cooling
- › Maximum use of renewable energy: uses heat pump technology for heating and solar support for space heating and domestic hot water production
- › Fresh water principle: hygienic water, with no need for thermal legionella disinfection
- › Maintenance-free tank: no corrosion, anode, scale or lime deposits, and no loss of water through safety valve
- › Solar support of domestic hot water with pressureless (drain-back) solar system
- › Heat loss is reduced to a minimum thanks to the high quality insulation
- › App control possible for managing heating, hot water and cooling operation
- › Outdoor unit extracts heat from the outdoor air, even at -28 °C
- › Possible to connect to photovoltaic solar panels to provide energy for your heat pump



up to



More details and final information can be found by scanning or clicking the QR codes.



ETSX12E



EPRA08-12EV3



EPRA08-12EW1

Efficiency data				ETSX + EPRA	12P30E + 08EV/W	12P50E + 08EV/W	12P30E + 10EV/W	12P50E + 10EV/W	12P30E + 12EV/W	12P50E + 12EV/W	
Space heating	Average climate water outlet 55 °C	General	SCOP	3.47 / 3.59			3.48 / 3.60				
			ηs (Seasonal space heating efficiency) %	136 / 141			136 / 141				
			Seasonal space heating eff. class	A++			A++				
Space heating	Average climate water outlet 35 °C	General	SCOP	4.79 / 4.95			4.82 / 4.98				
			ηs (Seasonal space heating efficiency) %	189 / 195			190 / 196				
			Seasonal space heating eff. class	A+++			A+++				
Domestic hot water heating	Average climate	General		Declared load profile							
			COPdhw	2.75 / 2.83		3.10 / 3.17		2.75 / 2.83		3.10 / 3.17	
			ηwh (water heating efficiency) %	116 / 119		128 / 131		116 / 119		128 / 131	
		Water heating energy efficiency class		A+							

Indoor Unit				ETSX	12P30E	12P50E	12P30E	12P50E	12P30E	12P50E
Casing	Colour	Traffic white (RAL9016) / Traffic black (RAL9017)								
	Material	Impact resistant polypropylene								
Dimensions	Unit	HeightxWidthxDepth	mm	1,892x594x644	1,910x792x816	1,892x594x644	1,910x792x816	1,892x594x644	1,910x792x816	
Weight	Unit		kg	75	98	75	98	75	98	
Tank	Water volume		l	294	477	294	477	294	477	
	Maximum water temperature		°C	85						
Operation range	Heating	Ambient	Min.~Max.	°C						
		Water side	Min.~Max.	°C						
	Cooling	Ambient	Min.~Max.	°C						
		Water side	Min.~Max.	°C						
	Domestic hot water	Ambient	Min.~Max.	°C						
		Water side	Min.~Max.	°C						
Sound power level	Nom.		dBA	47.30						
Sound pressure level	Nom.		dBA	38.60						

Outdoor Unit				EPRA	08EV3/W1	10EV3/W1	12EV3/W1
Dimensions	Unit	HeightxWidthxDepth	mm	1,003x1,270x533			
Weight	Unit		kg	118			
Compressor	Quantity			1			
	Type			Hermetically sealed swing compressor			
Operation range	Heating	Min.~Max.	°CDB	-28 ~ 25			
	Cooling	Min.~Max.	°CDB	10 ~ 43			
	Domestic hot water	Min.~Max.	°CDB	-28 ~ 35			
Refrigerant	Type			R-32			
	GWP			675			
	Charge		kg	3.25			
	Charge		TCO <sub>2</sub> Eq	2.19			
	Control			Expansion valve			
LW(A) Sound power level (according to EN14825)				53			
Sound pressure level (at 1 meter)	Nom.			40.60 / 41.10			
Power supply	Name/Phase/Frequency/Voltage		Hz/V	V3/1~/50/230 - W1/3~/50/400			
Current	Recommended fuses		A	32 / 16			

This product contains fluorinated greenhouse gases.

# Daikin Altherma 3 H HT ECH<sub>2</sub>O

Floor standing air-to-water heat pump for **heating, cooling and hot water** with thermal solar support

- › Integrated solar unit, offering top comfort in heating, hot water and cooling
- › Maximum use of renewable energy: uses heat pump technology for heating and solar support for space heating and domestic hot water production
- › Fresh water principle: hygienic water, with no need for thermal legionella disinfection
- › Maintenance-free tank: no corrosion, anode, scale or lime deposits, and no loss of water through safety valve
- › Solar support of domestic hot water with pressureless (drain-back) solar system
- › Heat loss is reduced to a minimum thanks to the high quality insulation
- › App control possible for managing heating, hot water and cooling operation
- › Outdoor unit extracts heat from the outdoor air, even at -28 °C
- › Possible to connect to photovoltaic solar panels to provide energy for your heat pump



up to **A+++** **A+** **70°C** **R-32**



011-1W0355-356  
011-1W0359-360  
011-1W0363-364

More details and final information can be found by scanning or clicking the QR codes.



ET SX16E7



EP RA14-18DV37



EP RA14-18DW17

Efficiency data				ET SX + EP RA		16P30E7 + 14DV7/W7	16P50E7 + 14DV7/W7	16P30E7 + 16DV7/W7	16P50E7 + 16DV7/W7	16P30E7 + 18DV7/W7	16P50E7 + 18DV7/W7
Space heating	Average climate water outlet 55 °C	General	SCOP	3.62 / 3.63							
			ηs (Seasonal space heating efficiency) %	142							
	Seasonal space heating eff. class			A++							
	Average climate water outlet 35 °C	General	SCOP	4.57 / 4.81							
ηs (Seasonal space heating efficiency) %			180 / 190								
Seasonal space heating eff. class			A+++								
Domestic hot water heating	General	Declared load profile		L	XL	L	XL	L	XL	L	XL
		Average COPdhw	2.86 / 2.85		3.00 / 2.99		2.86 / 2.85		3.00 / 2.99		2.86 / 2.85
	Climate	ηwh (water heating efficiency) %		124		125		124		125	
	Water heating energy efficiency class			A+							
Indoor Unit				ET SX	16P30E7	16P50E7	16P30E7	16P50E7	16P30E7	16P50E7	
Casing	Colour	Traffic white (RAL9016) / Dark grey (RAL7011)									
	Material	Impact resistant polypropylene									
Dimensions	Unit	HeightxWidthxDepth	mm	1,892x594x644	1,910x792x816	1,892x594x644	1,910x792x816	1,892x594x644	1,910x792x816	1,892x594x644	1,910x792x816
Weight	Unit		kg	75	98	75	98	75	98	75	98
Tank	Water volume		l	294	477	294	477	294	477	294	477
	Maximum water temperature		°C	85							
Operation range	Heating	Ambient	Min.~Max.	°C							
		Water side	Min.~Max.	°C							
	Cooling	Ambient	Min.~Max.	°C							
		Water side	Min.~Max.	°C							
	Domestic hot water	Ambient	Min.~Max.	°C							
		Water side	Min.~Max.	°C							
Sound power level	Nom.		dBA	45.6							
Sound pressure level	Nom.		dBA	32.8							
Outdoor Unit				EP RA	14DV37/W17	16DV37/W17	18DV37/W17				
Dimensions	Unit	HeightxWidthxDepth	mm	1,003x1,270x533							
Weight	Unit		kg	146/151							
Compressor	Quantity			1							
	Type			Hermetically sealed scroll compressor							
Operation range	Heating	Min.~Max.	°CDB	-28 ~ 25							
	Cooling	Min.~Max.	°CDB	10 ~ 43							
	Domestic hot water	Min.~Max.	°CDB	-28 ~ 35							
Refrigerant	Type			R-32							
	GWP			675							
	Charge		kg	4.20							
	Charge		TCO <sub>2</sub> Eq	2.84							
	Control			Expansion valve							
LW(A) Sound power level (according to EN14825)				54							
Sound pressure level (at 1 meter)	Nom.			43.0			48.0				
Power supply	Name/Phase/Frequency/Voltage		Hz/V	V3/1~/50/230 / W1/3~/50/400							
Current	Recommended fuses		A	32/16							

This product contains fluorinated greenhouse gases.

# Daikin Altherma 3 H MT ECH<sub>2</sub>O

Floor standing air-to-water heat pump for **bivalent heating, cooling and hot water** with thermal solar support

- › Integrated solar unit, offering top comfort in heating and hot water
- › Maximum use of renewable energy: uses heat pump technology for heating and solar support for space heating and domestic hot water production
- › Fresh water principle: hygienic water, with no need for thermal legionella disinfection
- › Maintenance-free tank: no corrosion, anode, scale or lime deposits, and no loss of water through safety valve
- › Bivalent system: combinable with a secondary heat source
- › Heat loss is reduced to a minimum thanks to the high quality insulation
- › App control possible for managing heating and hot water operation



up to



More details and final information can be found by scanning or clicking the QR codes.



ETSXB12E



EPRA08-12EV3



EPRA08-12EW1

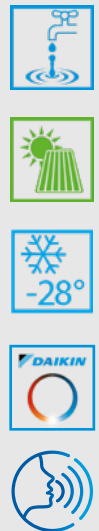
Efficiency data				ETSXB + EPRA		12P30E + 08EV/W	12P50E + 08EV/W	12P30E + 10EV/W	12P50E + 10EV/W	12P30E + 12EV/W	12P50E + 12EV/W
Space heating	Average climate water outlet 55 °C	General	SCOP ηs (Seasonal space heating efficiency) %	3.47 / 3.59				136 / 141		3.48 / 3.60	
			Seasonal space heating eff. class					A++			
	Average climate water outlet 35 °C	General	SCOP ηs (Seasonal space heating efficiency) %	4.79 / 4.95		189 / 195		3.10 / 3.17		4.82 / 4.98	
			Seasonal space heating eff. class					A+++		190 / 196	
Domestic hot water heating	General	Declared load profile						L			
	Average climate	COPdhw	ηwh (water heating efficiency) %	2.75 / 2.83		3.10 / 3.17		2.75 / 2.83		3.10 / 3.17	
			Water heating energy efficiency class	116 / 119		128 / 131		116 / 119		128 / 131	
								A+			
Indoor Unit				ETSXB	12P30E	12P50E	12P30E	12P50E	12P30E	12P50E	
Casing	Colour	Traffic white (RAL9016) / Traffic black (RAL9017)									
	Material	Impact resistant polypropylene									
Dimensions	Unit	HeightxWidthxDepth	mm	1,892x594x644	1,910x792x816	1,892x594x644	1,910x792x816	1,892x594x644	1,910x792x816		
Weight	Unit		kg	76	100	76	100	76	100		
Tank	Water volume		l	294	477	294	477	294	477		
	Maximum water temperature		°C	85							
Operation range	Heating	Ambient	Min.~Max.					-28 ~ 25			
		Water side	Min.~Max.					18 ~ 65			
	Cooling	Ambient	Min.~Max.					10 ~ 43			
		Water side	Min.~Max.					5 ~ 22			
	Domestic hot water	Ambient	Min.~Max.					-28 ~ 35			
		Water side	Min.~Max.					10 ~ 63			
Sound power level	Nom.		dBA	47.30							
Sound pressure level	Nom.		dBA	38.60							
Outdoor Unit				EPRA	08EV3/W1	10EV3/W1	12EV3/W1				
Dimensions	Unit	HeightxWidthxDepth	mm	1,003x1,270x533							
Weight	Unit		kg	118							
Compressor	Quantity			1							
	Type			Hermetically sealed swing compressor							
Operation range	Heating	Min.~Max.	°CDB	-28 ~ 25							
	Cooling	Min.~Max.	°CDB	10 ~ 43							
	Domestic hot water	Min.~Max.	°CDB	-28 ~ 35							
Refrigerant	Type			R-32							
	GWP			675							
	Charge		kg	3.25							
	Charge		TCO <sub>2</sub> Eq	2.19							
	Control			Expansion valve							
LW(A) Sound power level (according to EN14825)				53							
Sound pressure level (at 1 meter)	Nom.			40.60 / 41.10							
Power supply	Name/Phase/Frequency/Voltage		Hz/V	V3/1~/50/230 - W1/3~/50/400							
Current	Recommended fuses		A	32 / 16							

This product contains fluorinated greenhouse gases.

# Daikin Altherma 3 H HT ECH<sub>2</sub>O

Floor standing air-to-water heat pump for **bivalent heating, cooling and hot water** with thermal solar support

- › Integrated solar unit, offering top comfort in heating and hot water
- › Maximum use of renewable energy: uses heat pump technology for heating and solar support for space heating and domestic hot water production
- › Fresh water principle: hygienic water, with no need for thermal legionella disinfection
- › Maintenance-free tank: no corrosion, anode, scale or lime deposits, and no loss of water through safety valve
- › Bivalent system: combinable with a secondary heat source
- › Heat loss is reduced to a minimum thanks to the high quality insulation
- › App control possible for managing heating and hot water operation



011-1W0355-356  
011-1W0359-360  
011-1W0363-364

More details and final information can be found by scanning or clicking the QR codes.



ETSXB16E7



EPRA14-18DV37



EPRA14-18DV17



Efficiency data				ETSXB + EPRA		16P30E7 + 14DV7/W7	16P50E7 + 14DV7/W7	16P30E7 + 16DV7/W7	16P50E7 + 16DV7/W7	16P30E7 + 18DV7/W7	16P50E7 + 18DV7/W7
Space heating	Average climate water outlet 55 °C	General	SCOP	3.62 / 3.63							
		ηs (Seasonal space heating efficiency)	%	142							
	Seasonal space heating eff. class			A++							
	Average climate water outlet 35 °C	General	SCOP	4.57 / 4.81							
ηs (Seasonal space heating efficiency)		%	180 / 190								
Seasonal space heating eff. class			A+++								
Domestic hot water heating	General	Declared load profile		L	XL	L	XL	L	XL	L	XL
	Average climate	COPdhw		2.86 / 2.85	3.00 / 2.99	2.86 / 2.85	3.00 / 2.99	2.86 / 2.85	3.00 / 2.99	2.86 / 2.85	3.00 / 2.99
		ηwh (water heating efficiency)	%	124	125	124	125	124	125	124	125
Water heating energy efficiency class			A+								

Indoor Unit				ETSXB	16P30E7	16P50E7	16P30E7	16P50E7	16P30E7	16P50E7
Casing	Colour	Traffic white (RAL9016) / Dark grey (RAL7011)								
	Material	Impact resistant polypropylene								
Dimensions	Unit	HeightxWidthxDepth	mm	1,892x594x644	1,910x792x816	1,892x594x644	1,910x792x816	1,892x594x644	1,910x792x816	
Weight	Unit		kg	76	100	76	100	76	100	
Tank	Water volume		l	294	477	294	477	294	477	
	Maximum water temperature		°C	85						
Operation range	Heating	Ambient	Min.~Max.	°C						
		Water side	Min.~Max.	°C						
	Cooling	Ambient	Min.~Max.	°C						
		Water side	Min.~Max.	°C						
	Domestic hot water	Ambient	Min.~Max.	°C						
		Water side	Min.~Max.	°C						
Sound power level	Nom.		dBA	45.6						
Sound pressure level	Nom.		dBA	32.8						

Outdoor Unit				EPRA	14DV37/W17	16DV37/W17	18DV37/W17
Dimensions	Unit	HeightxWidthxDepth	mm	1,003x1,270x533			
Weight	Unit		kg	146/151			
Compressor	Quantity			1			
	Type			Hermetically sealed scroll compressor			
Operation range	Heating	Min.~Max.	°CDB	-28 ~ 25			
	Cooling	Min.~Max.	°CDB	10 ~ 43			
	Domestic hot water	Min.~Max.	°CDB	-28 ~ 35			
Refrigerant	Type			R-32			
	GWP			675			
	Charge		kg	4.20			
	Charge		TCO <sub>2</sub> Eq	2.84			
	Control			Expansion valve			
LW(A) Sound power level (according to EN14825)				54			
Sound pressure level (at 1 meter)	Nom.			43.0		48.0	
Power supply	Name/Phase/Frequency/Voltage		Hz/V	V3/1~/50/230 / W1/3~/50/400			
Current	Recommended fuses		A	32/16			

This product contains fluorinated greenhouse gases.

# Wall mounted unit

## Why choose Daikin wall mounted unit?

The Daikin Altherma 3 split wall mounted unit offers heating and cooling with high flexibility for a quick and easy installation, with an optional connection to deliver domestic hot water.

## High flexibility for installation and domestic hot water connection

- › Inclusion of all hydraulic components means no third party components are required
- › PCB board and hydraulic components are located in the front for easy access
- › Compact dimensions allows for small installation space, as almost no side clearances are required
- › The unit's sleek design blends in with other household appliances
- › Combine with a stainless steel or ECH<sub>2</sub>O thermal store



## Flexibility in providing domestic hot water

If the end user requires hot water and installation height is limited, a separate stainless steel tank provides the required installation flexibility.

ECH<sub>2</sub>O thermal store range: additional hot water comfort

Combine your wall mounted unit with a thermal store for additional hot water comfort.

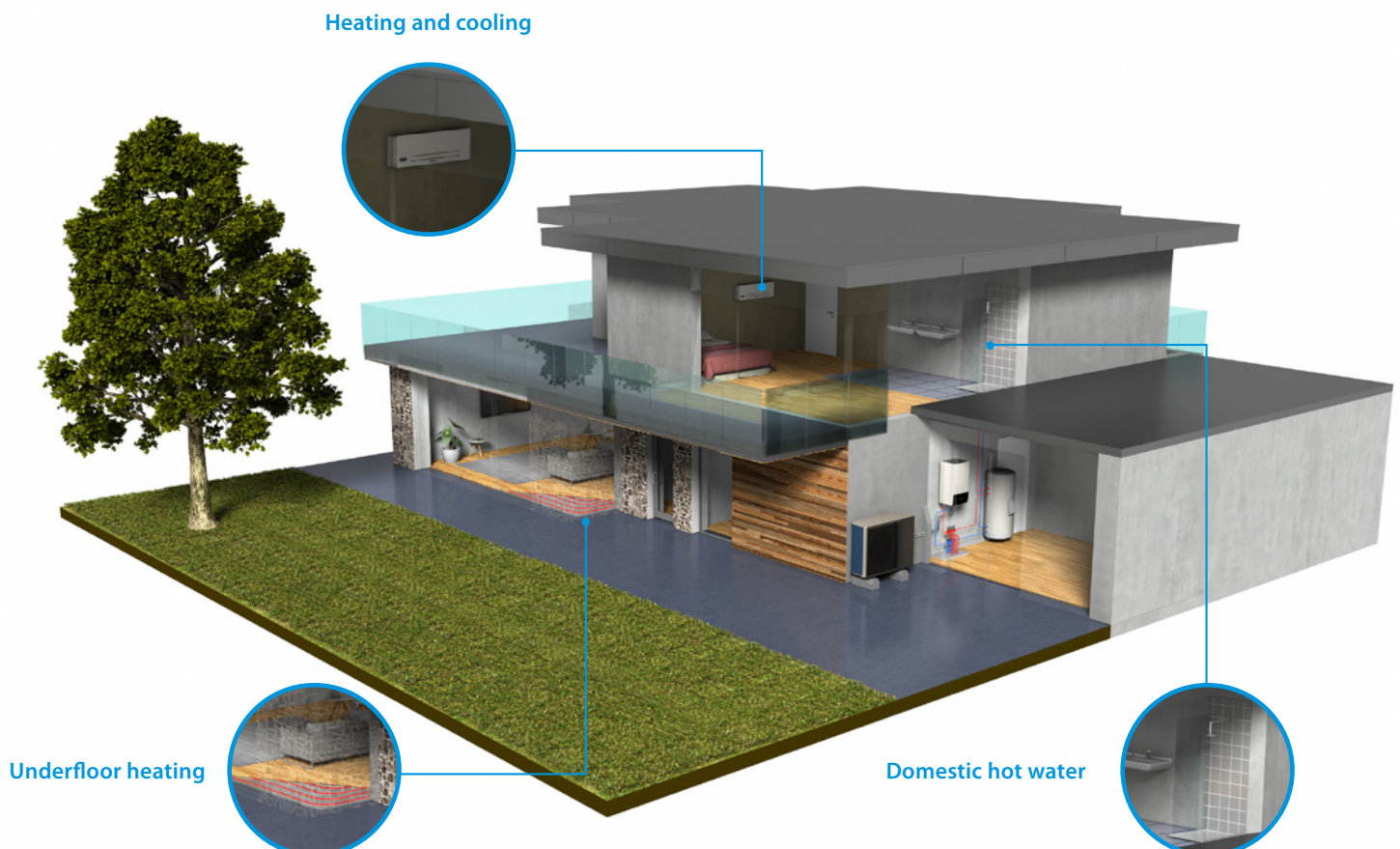
- › Fresh water principle: receive domestic hot water on demand while eliminating the risk of contamination and sedimentation
- › Optimal domestic hot water performance: with high tapping performance
- › Fit for future possibility to integrate with renewable solar energy and other heat sources, e.g. fireplace
- › Lightweight and robust build on the unit combined with cascade principle offers flexible installation options



## Flexibility in providing space heating

The wall mounted unit is the perfect choice in case the end user is looking for space heating or cooling while domestic hot water is provided by another system.

Example of installation with a stainless steel domestic hot water tank.



# Daikin Altherma 3 H MT W

Wall mounted **heating only** air-to-water heat pump

- > Inclusion of all hydraulic components means no third party components are required
- > PCB board and hydraulic components are located in the front for easy access
- > Compact dimensions allows for small installation space, as almost no side clearances are required
- > The unit's sleek design blends in with other household appliances
- > Combine with a stainless steel tank or ECH<sub>2</sub>O thermal store
- > Heat pump operation down to -28 °C



up to

**A+++**

**R-32**



011-1W0506  
011-1W0507  
011-1W0508

More details and final information can be found by scanning or clicking the QR codes.



ETBH12E6V



ETBH12E9W



EPRA08-12EV3



EPRA08-12EW1

Efficiency data				ETBH + EPRA	12E6V + 08EV/W	12E9W + 08EV/W	12E6V + 10EV/W	12E9W + 10EV/W	12E6V + 12EV/W	12E9W + 12EV/W
Space heating	Average climate water outlet 55 °C	General	SCOP	3.41 / 3.52		134 / 138		3.43 / 3.53		
			ηs (Seasonal space heating efficiency)							
		Seasonal space heating eff. class				A++				
	Average climate water outlet 35 °C	General	SCOP	4.69 / 4.81		4.71 / 4.84		4.71 / 4.84		
		ηs (Seasonal space heating efficiency)	184 / 190		186 / 191		186 / 191			
		Seasonal space heating eff. class				A+++				
Indoor Unit				ETBH	12E6V	12E9W	12E6V	12E9W	12E6V	12E9W
Casing	Colour			White + Black						
	Material			Sheet metal						
Dimensions	Unit	HeightxWidthxDepth	mm	840x440x390						
Weight	Unit			36.50						
Operation range	Heating	Ambient	Min.~Max.			-28 ~ 25				
		Water side	Min.~Max.			18 ~ 65				
	Domestic hot water	Ambient	Min.~Max.			-28 ~ 35				
		Water side	Min.~Max.			10 ~ 63				
Sound power level	Nom.			44						
Sound pressure level	Nom.			30						
Outdoor Unit				EPRA	08EV3/W1	10EV3/W1	12EV3/W1			
Dimensions	Unit	HeightxWidthxDepth	mm	1,003x1,270x533						
Weight	Unit			118						
Compressor	Quantity			1						
	Type			Hermetically sealed swing compressor						
Operation range	Heating	Min.~Max.	°CDB			-28 ~ 25				
	Domestic hot water	Min.~Max.	°CDB			-28 ~ 35				
Refrigerant	Type			R-32						
	GWP			675						
	Charge			3.25						
	Charge	TCO <sub>2</sub> Eq		2.19						
	Control			Expansion valve						
LW(A) Sound power level (according to EN14825)			53							
Sound pressure level (at 1 meter)	Nom.			40.60 / 41.10						
Power supply	Name/Phase/Frequency/Voltage			V3/1~/50/230 - W1/3~/50/400						
Current	Recommended fuses			A						
				32 / 16						

This product contains fluorinated greenhouse gases.



# Daikin Altherma 3 H HT W

Wall mounted **heating only** air-to-water heat pump

- > Inclusion of all hydraulic components means no third party components are required
- > PCB board and hydraulic components are located in the front for easy access
- > Compact dimensions allows for small installation space, as almost no side clearances are required
- > The unit's sleek design blends in with other household appliances
- > Combine with a stainless steel tank or ECH<sub>2</sub>O thermal store
- > Heat pump operation down to -28 °C



up to



011-1W0353  
011-1W0357  
011-1W0361

More details and final information can be found by scanning or clicking the QR codes.



Efficiency data				ETBH + EPRA		16E6V7 + 14DV7/DW7	16E9W7 + 14DV7/DW7	16E6V7 + 16DV7/W7	16E9W7 + 16DV7/W7	16E6V7 + 18DV7/DW7	16E9W7 + 18DV7/DW7	
Space heating	Average climate water outlet 55 °C	General	SCOP					3.58 / 3.57				
			η <sub>s</sub> (Seasonal space heating efficiency)	%					140			
								A++				
	Average climate water outlet 35 °C	General	SCOP					4.51 / 4.71				
		η <sub>s</sub> (Seasonal space heating efficiency)	%					177 / 186				
									A+++			
Indoor Unit				ETBH	16E6V7	16E9W7	16E6V7	16E9W7	16E6V7	16E9W7		
Casing	Colour							White + Black				
	Material							Sheet metal				
Dimensions	Unit	HeightxWidthxDepth		mm				840x440x390				
Weight	Unit			kg				42				
Operation range	Heating	Ambient	Min.~Max.	°C				-28 ~ 35				
		Water side	Min.~Max.	°C				18 ~ 70				
	Domestic hot water	Ambient	Min.~Max.	°C				-28 ~ 35				
		Water side	Min.~Max.	°C				10 ~ 63				
Sound power level	Nom.			dBA				44				
Sound pressure level	Nom.			dBA				30				
Outdoor Unit				EPRA	14DV37/W17	16DV37/W17	18DV37/W17					
Dimensions	Unit	HeightxWidthxDepth		mm		1,003x1,270x533						
Weight	Unit			kg		146 / 151						
Compressor	Quantity					1						
	Type					Hermetically sealed scroll compressor						
Operation range	Heating	Min.~Max.		°CDB		-28 ~ 35						
	Domestic hot water	Min.~Max.		°CDB		-28 ~ 35						
Refrigerant	Type					R-32						
	GWP					675						
	Charge			kg		4.20						
	Charge			TCO <sub>2</sub> Eq		2.84						
	Control					Expansion valve						
LW(A) Sound power level (according to EN14825)							54					
Sound pressure level (at 1 meter)	Nom.					43		48				
Power supply	Name/Phase/Frequency/Voltage		Hz/V				V3/1~/50/230 / W1/3~/50/400					
Current	Recommended fuses		A				32 / 16					

This product contains fluorinated greenhouse gases.

# Daikin Altherma 3 H MT W

Wall mounted **reversible** air-to-water heat pump

- > Inclusion of all hydraulic components means no third party components are required
- > PCB board and hydraulic components are located in the front for easy access
- > Compact dimensions allows for small installation space, as almost no side clearances are required
- > The unit's sleek design blends in with other household appliances
- > Combine with a stainless steel tank or ECH<sub>2</sub>O thermal store
- > Heat pump operation down to -28 °C



up to

**A+++**

**R-32**



011-1W0506  
011-1W0507  
011-1W0508

More details and final information can be found by scanning or clicking the QR codes.



ETBX12E6V



ETBX12E9W



EPRA08-12EV3



EPRA08-12EW1

Efficiency data				ETBX + EPRA	12E6V + 08EV/W	12E9W + 08EV/W	12E6V + 10EV/W	12E9W + 10EV/W	12E6V + 12EV/W	12E9W + 12EV/W
Space heating	Average climate water outlet 55 °C	General	SCOP	3.47 / 3.59			3.48 / 3.60			
			η <sub>s</sub> (Seasonal space heating efficiency)	%			136 / 141			
	Seasonal space heating eff. class			A++						
	Average climate water outlet 35 °C	General	SCOP	4.79 / 4.95			4.82 / 4.98			
η <sub>s</sub> (Seasonal space heating efficiency)			%			188 / 195				
Seasonal space heating eff. class			A+++							
Indoor Unit				ETBX	12E6V	12E9W	12E6V	12E9W	12E6V	12E9W
Casing	Colour	White + Black								
	Material	Sheet metal								
Dimensions	Unit	HeightxWidthxDepth	mm							
Weight	Unit	kg								
Operation range	Heating	Ambient	Min.~Max.	°C						
		Water side	Min.~Max.	°C						
	Cooling	Ambient	Min.~Max.	°C						
		Water side	Min.~Max.	°C						
	Domestic hot water	Ambient	Max.	°C						
		Water side	Min.~Max.	°C						
Sound power level	Nom.	dBA								
Sound pressure level	Nom.	dBA								
Outdoor Unit				EPRA	08EV3/W1	10EV3/W1	12EV3/W1			
Dimensions	Unit	HeightxWidthxDepth	mm							
Weight	Unit	kg								
Compressor	Quantity	1								
	Type	Hermetically sealed swing compressor								
Operation range	Heating	Min.~Max.	°CDB							
	Cooling	Min.~Max.	°CDB							
	Domestic hot water	Min.~Max.	°CDB							
Refrigerant	Type	R-32								
	GWP	675								
	Charge	kg								
	Charge	TCO <sub>2</sub> Eq								
	Control	Expansion valve								
LW(A) Sound power level (according to EN14825)	53									
Sound pressure level (at 1 meter)	Nom.	40.60 / 41.10								
Power supply	Name/Phase/Frequency/Voltage	Hz/V								
Current	Recommended fuses	A								

This product contains fluorinated greenhouse gases.

# Daikin Altherma 3 H HT W

Wall mounted **reversible** air-to-water heat pump

- > Inclusion of all hydraulic components means no third party components are required
- > PCB board and hydraulic components are located in the front for easy access
- > Compact dimensions allows for small installation space, as almost no side clearances are required
- > The unit's sleek design blends in with other household appliances
- > Combine with a stainless steel tank or ECH<sub>2</sub>O thermal store
- > Heat pump operation down to -28 °C



up to



011-1W0353  
011-1W0357  
011-1W0361

More details and final information can be found by scanning or clicking the QR codes.



ETBX16E6V



ETBX16E9W



EPRA14-18DV37



EPRA14-18DW17

Efficiency data				ETBX + EPRA	16E6V7 + 14DV7/W7	16E9W7 + 14DV7/W7	16E6V7 + 16DV7/W7	16E9W7 + 16DV7/W7	16E6V7 + 18DV7/W7	16E9W7 + 18DV7/W7
Space heating	Average climate water outlet 55 °C	General	SCOP	3.62 / 3.63						
			η <sub>s</sub> (Seasonal space heating efficiency)	142						
	Average climate water outlet 35 °C	General	SCOP	4.57 / 4.81						
			η <sub>s</sub> (Seasonal space heating efficiency)	180 / 190						
			Seasonal space heating eff. class	A+++						
Indoor Unit				ETBX	16E6V7	16E9W7	16E6V7	16E9W7	16E6V7	16E9W7
Casing	Colour	White + Black								
	Material	Sheet metal								
Dimensions	Unit	HeightxWidthxDepth	mm	840x440x390						
Weight	Unit			kg						
Operation range	Heating	Ambient	Min.~Max.	°C						
		Water side	Min.~Max.	°C						
	Cooling	Ambient	Min.~Max.	°C						
		Water side	Min.~Max.	°C						
	Domestic hot water	Ambient	Max.	°C						
		Water side	Min.~Max.	°C						
Sound power level	Nom.			dBA						
Sound pressure level	Nom.			dBA						
Outdoor Unit				EPRA	14DV37/W17	16DV37/W17	18DV37/W17			
Dimensions	Unit	HeightxWidthxDepth	mm	1,003x1,270x533						
Weight	Unit			kg						
Compressor	Quantity	1								
	Type	Hermetically sealed scroll compressor								
Operation range	Heating	Min.~Max.	°CDB							
	Cooling	Min.~Max.	°CDB							
	Domestic hot water	Min.~Max.	°CDB							
Refrigerant	Type	R-32								
	GWP	675								
	Charge			kg						
	Charge			TCO <sub>2</sub> Eq						
	Control	Expansion valve								
LW(A) Sound power level (according to EN14825)			54							
Sound pressure level (at 1 meter)	Nom.					43				48
Power supply	Name/Phase/Frequency/Voltage			Hz/V						
Current	Recommended fuses			A						
						32 / 16				

This product contains fluorinated greenhouse gases.

# Combination table and options

Combination table and options			H/O	
			3 H MT	3 H HT
			ETVH12S18E6V	ETVH16S18E6V7
			ETVH12S18E9W	ETVH16S18E9W7
Type	Description	Material name	ETVH12S23E6V	ETVH16S23E6V7
			ETVH12S23E9W	ETVH16S23E9W7
Outdoor unit		EPRA08EV3/W1	●	
		EPRA10EV3/W1	●	
		EPRA12EV3/W1	●	
		EPRA14DV37/W17		●
		EPRA16DV37/W17		●
		EPRA18DV37/W17		●
Controller	Madoka wired room thermostat	BRC1HHDK/S/W	●	●
	Wireless room thermostats	EKRTRB	●	●
	Wired digital thermostat	EKRTWA	●	●
	LAN Adapter	BRP069A62 <small>(with MMI from v6.8.0)</small>	●	●
	WLAN module	BRP069A71	●	●
	WLAN cartridge	BRP069A78	● (1)	● (1)
	Wired digital thermostat	EKWCTRD1V3	●	●
	Wired analog thermostat	EKWCTRAN1V3	●	●
	Valve actuator	EKWCVATR1V3	●	●
	Wired underfloor heating base station	EKWUFHTA1V3	●	●
	Universal centralised controller	EKCC8-W, DCOM-LT/IO, LT/MB	●	●
Domestic hot water	Stainless steel tank	EKHWS(P)(U)150D3V3		
		EKHWS(P)(U)180D3V3		
		EKHWS(P)(U)200D3V3		
		EKHWS(P)(U)250D3V3		
		EKHWS(P)(U)300D3V3		
	Polypropylene tank	EKHWP300B		
		EKHWP500B		
		EKHWP300PB		
		EKHWP500PB		
	Third party tank kit	EKHY3PART		
EKHY3PART2				
Sensors	External sensor for EKTR room thermostat	EKRTETS	●	●
	High voltage smart grid relay kit	EKRELSG	●	●
	Remote indoor temperature sensor	KRCS01-1	● (6)	● (6)
	Remote outdoor temperature sensor	EKRSCA1	● (6)	● (6)
Bizone kits	Generic Bizone kit (PCB only)	EKMIKPOA	●	●
	Generic Bizone kit	EKMIKPHA	●	●
Other options	Digital I/O PCB	EKRPIHBA	● (7)	● (7)
	Demand PCB	EKRPIAHT	●	●
	PC USB cable	EKPCCAB4	●	●
	Conversion kit H/O to reversible for floor standing	EKHVCONV4		●
	Conversion kit H/O to reversible for wall mounted	EKHBCONV	●	
	Booster heater kit	EKBH3SD		
	Anti-freeze valve with diam. 1"	AFVALVE1	●	●
	Anti-freeze valve with diam. 1 1/4"	AFVALVE125	●	●
	Balancing valve	KBLNVALVE		●
	Decoupler	KDECOUP		●
ECH <sub>2</sub> O options	Inline BUH - connection kit	EKECBUCO1AF		
	Inline BUH - 3kW, for *3V (1N~, 230 V, 3 kW)	EKECBUAF3V		
	Inline BUH - 6kW, for *6V (1N~, 230 V, 6 kW)	EKECBUAF6V		
	Inline BUH - 9kW, for *9WN (3N~, 400 V, 9 kW)	EKECBUAF9W		
	Caleffi sludge and magnetite separator SAS1	156021		
	Biv Connector Kit	EKECBIVCO1AF		
	DB connector Kit	EKECDBC01AF		

- (1) W-LAN cartridge is supplied in the accessory bag of the unit => To be plugged in the SD-Slot on MMI-2 (In case bad reception of signal, the W-LAN cartridge can be removed and replaced by WLAN module).
- (2) Dedicated connection kit: EKEPRHLT3HX.
- (3) Dedicated connection kit: ETBH: EKEPRHLT5H / ETBX: EKEPRHLT5X.
- (4) EKHY3PART can be used if you have a tank in which you can insert the thermistor.
- (5) EKHY3PART2 can be used if you have a tank in which you can't insert a thermistor.

Floor standing integrated stainless steel tank				Floor standing integrated ECH <sub>2</sub> O		Wall mounted			
Reversible		Bizone				H/O		Reversible	
3 H MT	3 H HT	3 H MT	3 H HT	3 H MT	3 H HT	3 H MT	3 H HT	3 H MT	3 H HT
ETVX12S18E6V	ETVX16S18E6V7	ETVZ12S18E6V	ETVZ16S18E6V7	ETSH(B)12P30E	ETSH(B)16P30E				
ETVX12S18E9W	ETVX16S18E9W7	ETVZ12S18E9W	ETVZ16S18E9W7	ETSH(B)12P50E	ETSH(B)16P50E				
ETVX12S23E6V	ETVX16S23E6V7	ETVZ12S23E6V	ETVZ16S23E6V7	ETSX(B)12P30E	ETSX(B)16P30E	ETBH12E6V	ETBH16E6V7	ETBX12E6V	ETBX16E6V7
ETVX12S23E9W	ETVX16S23E9W7	ETVZ12S23E9W	ETVZ16S23E9W7	ETSX(B)12P50E	ETSX(B)16P50E	ETBH12E9W	ETBH16E9W7	ETBX12E9W	ETBX16E9W7
●		●		●		●		●	
●		●		●		●		●	
●		●		●		●		●	
	●		●		●		●		●
	●		●		●		●		●
	●		●		●		●		●
●	●	●	●	●	●	●	●	●	●
●	●	●	●	●	●	●	●	●	●
●	●	●	●	●	●	●	●	●	●
●	●	●	●	●	●	●	●	●	●
●	●	●	●	●	●	●	●	●	●
● (1)	● (1)	● (1)	● (1)	● (1)	● (1)	● (1)	● (1)	● (1)	● (1)
●	●	●	●	●	●	●	●	●	●
●	●	●	●	●	●	●	●	●	●
●	●	●	●	●	●	●	●	●	●
●	●	●	●	●	●	●	●	●	●
●	●	●	●	●	●	●	●	●	●
						●	●	●	●
						●	●	●	●
						●	●	●	●
						●	●	●	●
						● (2)	● (2)	● (2)	● (2)
						● (3)	● (3)	● (3)	● (3)
						● (2)	● (2)	● (2)	● (2)
						● (3)	● (3)	● (3)	● (3)
						● (4)	● (4)	● (4)	● (4)
						● (5)	● (5)	● (5)	● (5)
●	●	●	●	●	●	●	●	●	●
●	●	●	●	●	●	●	●	●	●
● (6)	● (6)	● (6)	● (6)	● (6)	● (6)	● (6)	● (6)	● (6)	● (6)
● (6)	● (6)	● (6)	● (6)	● (6)	● (6)	● (6)	● (6)	● (6)	● (6)
●	●			●	●	●	●	●	●
●	●			●	●	●	●	●	●
● (7)	● (7)	● (7)	● (7)			● (7)	● (7)	● (7)	● (7)
●	●	●	●	●	●	●	●	●	●
●	●	●	●	●	●	●	●	●	●
		●	●			●	●		●
						●	●		●
●	●	●	●	●	●	●	●	●	●
●	●	●	●	●	●	●	●	●	●
	●		●		●		●		●
				●	●				
				● (8)	● (8)				
				● (8)	● (8)				
				● (8)	● (8)				
				●	●				
				●	●				

(6) Only one sensor can be connected: indoor or outdoor.  
(7) Additional relays to allow bivalent control in combination with external room thermostat are field supply.  
(8) Only 1 Backup heater can be connected on one unit: 3 or 6\* or 9 kW  
(\*No 6TI-model applicable). EKECBUCOIAF is needed to connect the backup heater to the main unit.

# Daikin Altherma R HT



## Why choose a Daikin Altherma high temperature split?

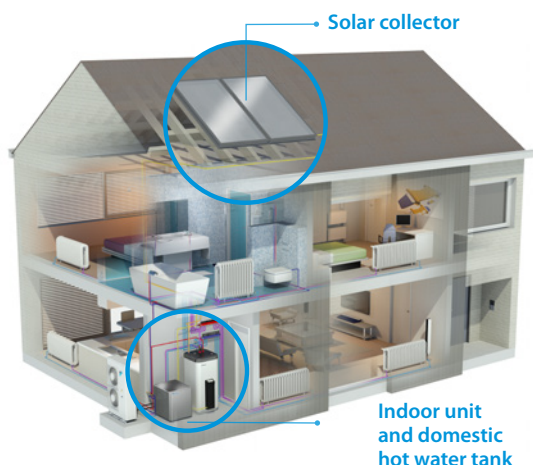
The Daikin Altherma high temperature split is the perfect heating solution to upgrade an old heating and hot water system to achieve more cost savings and energy efficiency, without replacing the existing piping and radiators.

### ✓ Comfort

#### Best for renovation projects

Air-to-water high temperature heat pumps are ideal for renovations and replacing old boilers. Daikin Altherma high temperature split's compact design requires minimal installation space and integrates seamlessly with your existing piping and radiators. Minimal installation ensures you can enjoy the energy efficiency of a heat pump without having to replace your entire system.

- › Easy replacement: reuse existing piping/radiators
- › Reduced installation time
- › Limited installation space needed as the indoor unit and domestic hot water tank can be stacked together
- › No need to change existing radiators and piping as water temperatures can be increased up to 80 °C for heating and domestic hot water use



Whether your customer wants only domestic hot water or the advantage of solar energy, Daikin offers a wide range of options, including:

#### Stainless steel domestic hot water tank

The domestic hot water tank can be stacked on top of the indoor unit to save space, or installed next to each other if space is available.

- › Available in 200 or 250 litres
- › Efficient temperature heating: from 10 °C – 50 °C in only 60 minutes\*

\*Test completed with a 16 kW outdoor unit at ambient temperature of 7 °C for a 200 litre tank.



#### ECH<sub>2</sub>O thermal store: hot water savings with solar energy

Combine the Daikin Altherma heat pump with a thermal store to reduce energy costs by taking advantage of the sun's renewable energy. Built for small and large homes, customers can choose from a pressureless or pressurised hot water system.



## ✓ Energy efficiency

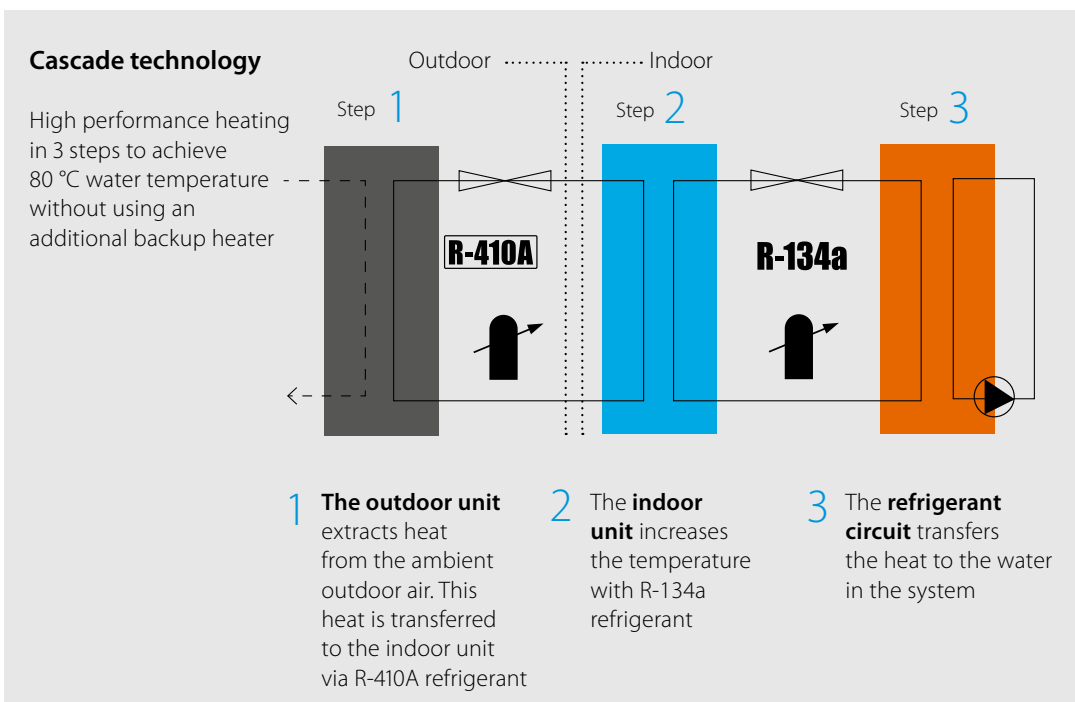
### Powered by renewable energy

Powered by **65% renewable energy** extracted from the air and 35% electricity, our Daikin Altherma high temperature heat pump provides heating and hot water with A+ energy efficiency.

## ✓ Reliability

The Daikin Altherma high temperature split optimises its technology to deliver reliable year-round comfort, even in the most extreme climates.


- › 11-15 kW capacities
- › Low running costs and optimum comfort at even the coldest outdoor temperatures, thanks to the unique cascade compressor approach
- › Works with existing high temperature radiators up to 80 °C without an additional backup heater



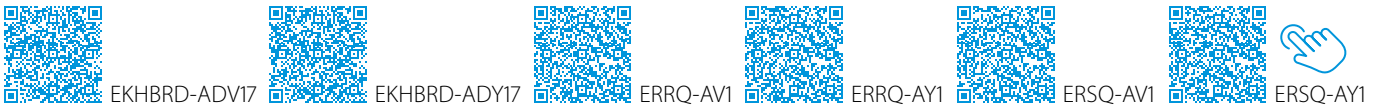

# Daikin Altherma R HT

Floor standing **heating only** air to water heat pump combinable **with existing radiators**

- › Energy efficient heating only system based on air to water heat pump technology
- › Single phase floor standing indoor unit up to 16kW
- › Three phase floor standing indoor unit up to 16kW
- › High temperature application: up to 80 °C without electric heater
- › Easy replacement of existing boiler, without changing heating pipes
- › Combinable with high temperature radiators
- › Low energy bills and low CO<sub>2</sub> emissions
- › Inverter controlled scroll compressor



More details and final information can be found by scanning or clicking the QR codes.



Efficiency data				EKHBRD + ERRQ/ERSQ																			
				011ADV17 + ERRQ011AV1	011ADV17 + ERSQ011AY1	014ADV17 + ERRQ014AV1	014ADV17 + ERSQ014AY1	016ADV17 + ER(R/S) Q016AV1	011ADY17 + ERRQ011AY1	011ADY17 + ERSQ011AY1	014ADY17 + ERRQ014AY1	014ADY17 + ERSQ014AY1	016ADY17 + ER(R/S) Q016AY1										
Heating capacity	Nom.	kW		11.3 (1) / 11.0 (2) / 11.2 (3)		14.5 (1) / 14.0 (2) / 14.4 (3)		16.0 (1) / 16.0 (2) / 16.0 (3)	11.3 (1) / 11.0 (2) / 11.2 (3)		14.5 (1) / 14.0 (2) / 14.4 (3)		16.0 (1) / 16.0 (2) / 16.0 (3)										
Power input	Heating	Nom.	kW		3.80 (1) / 4.40 (2) / 2.67 (3)	3.87 (1) / 4.40 (2) / 2.67 (3)	5.02 (1) / 5.65 (2) / 3.87 (3)	5.09 (1) / 5.65 (2) / 3.87 (3)	5.86 (1) / 6.65 (2) / 4.31 (3)	3.80 (1) / 4.40 (2) / 2.67 (3)	3.87 (1) / 4.40 (2) / 2.67 (3)	5.02 (1) / 5.65 (2) / 3.87 (3)	5.09 (1) / 5.65 (2) / 3.87 (3)	5.86 (1) / 6.65 (2) / 4.31 (3)									
COP				2.97 (1) / 2.50 (2) / 4.20 (3)		2.92 (1) / 2.50 (2) / 4.20 (3)		2.89 (1) / 2.48 (2) / 3.72 (3)		2.85 (1) / 2.48 (2) / 3.72 (3)		2.73 (1) / 2.41 (2) / 3.72 (3)		2.97 (1) / 2.50 (2) / 4.20 (3)		2.92 (1) / 2.50 (2) / 4.20 (3)		2.89 (1) / 2.48 (2) / 3.72 (3)		2.85 (1) / 2.48 (2) / 3.72 (3)		2.73 (1) / 2.41 (2) / 3.72 (3)	
Space heating	Average climate water outlet 55 °C	General	SCOP	2.96		2.98		3.01		2.96		2.98		3.01									
			ηs (Seasonal space heating efficiency)	115		116		117		115		116		117									
	Seasonal space heating eff. class			A+																			
	Average climate water outlet 35 °C	General	SCOP	2.70		2.81		2.88		2.70		2.81		2.88									
ηs (Seasonal space heating efficiency)			105		110		112		105		110		112										
Seasonal space heating eff. class			C		B		C		C		B		B										





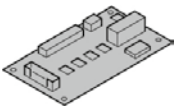
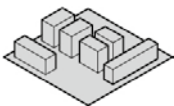


Indoor Unit				EKHBRD	011ADV17	014ADV17	016ADV17	011ADY17	014ADY17	016ADY17					
Casing	Colour	Metallic grey													
	Material	Precoated sheet metal													
Dimensions	Unit	HeightxWidthxDepth	mm		705x600x695										
Weight	Unit	kg		144			147								
Operation range	Heating	Ambient	Min. ~ Max.	°C							-20 / 0 ~ 20				
		Water side	Min. ~ Max.	°C							25 ~ 80				
	Domestic hot water	Ambient	Min. ~ Max.	°CDB							-20 ~ 35				
		Water side	Min. ~ Max.	°C							25 ~ 80				
Refrigerant	Type	R-134a													
	Charge	kg		2.60											
	Charge	TCO:Eq		3.718											
Sound pressure level	Nom.	dBA		43 (4) / 46 (5)		45 (4) / 46 (5)		46 (4) / 46 (5)		43 (4) / 46 (5)		45 (4) / 46 (5)		46 (4) / 46 (5)	
	Night quiet mode	Level 1		dBA		40 (4)		43 (4)		45 (4)		43 (4)		45 (4)	

Outdoor Unit				ERRQ-011AV1	ERSQ-011AV1	ERRQ-014AV1	ERSQ-014AV1	ERRQ-016AV1	ERSQ-011AY1	ERSQ-011AY1	ERRQ-014AY1	ERSQ-014AY1	ERRQ/ERSQ 016AY1			
Dimensions	Unit	HeightxWidthxDepth	mm		1,345x900x320											
Weight	Unit	kg		120												
Compressor	Quantity	1														
	Type	Hermetically sealed scroll compressor														
Operation range	Heating	Min. ~ Max.	°CWB										-20 ~ 20			
	Domestic hot water	Min. ~ Max.	°CDB										-20 ~ 35			
Refrigerant	Type	R-410A														
	GWP	2,087.5														
	Charge	kg		4.50												
	Charge	TCO:Eq		9.40												
Control			Expansion valve (electronic type)													
Sound power level	Heating	Nom.	dBA		68		69		71		68		69		71	
Sound pressure level	Heating	Nom.	dBA		52		53		55		52		53		55	
Power supply	Name/Phase/Frequency/Voltage	Hz/V		V1/1 ~ /50/220-440					Y1/3 ~ /50/380-415							
Current	Recommended fuses		A		25			16								

(1)EW 55 °C; LW 65 °C; Dt 10 °C; ambient conditions: 7 °CDB/6 °CWB | (2)EW 70 °C; LW 80 °C; Dt 10 °C; ambient conditions: 7 °CDB/6 °CWB | (3)EW 30 °C; LW 35 °C; Dt 5 °C; ambient conditions: 7 °CDB/6 °CWB | (4)EW 55°C; LW 65°C; Dt 10°C; ambient conditions 7°CDB/6°CWB | (5)EW 70°C; LW 80°C; Dt 10°C; ambient conditions 7°CDB/6°CWB | This product contains fluorinated greenhouse gases.



# Options

	Type	Material name
Controllers		Remote user interface EKRUHTB
		Room thermostat (wired) EKRTWA
		Room thermostat (wireless) EKTR1
		Centralised controller kit EKCC-W
		DCOM gateway DCOM-LT/IO
Adapter		DCOM gateway DCOM-LT/MB
		Demand PCB EKR1AHTA
Back-up heater		Digital I/O PCB EKR1HBAA
		Back-up heater for HT 1 ~ EKBUHAA6V3
		Back-up heater for HT 3 ~ EKBUHAA6W1
Installation		Bottom plate heater EKBPHTH16A
		UK tank kit EKUHWHTA
Sensor		Stand alone kit EKFMAHTB
Valve		External sensor EKRTETS
Others		Refrigerant stop valves EKRSVHTA
		Compatibility kit 1 EKMKHT1A
		Compatibility kit 2 EKMKHT2A



# New generation of domestic water heat pumps

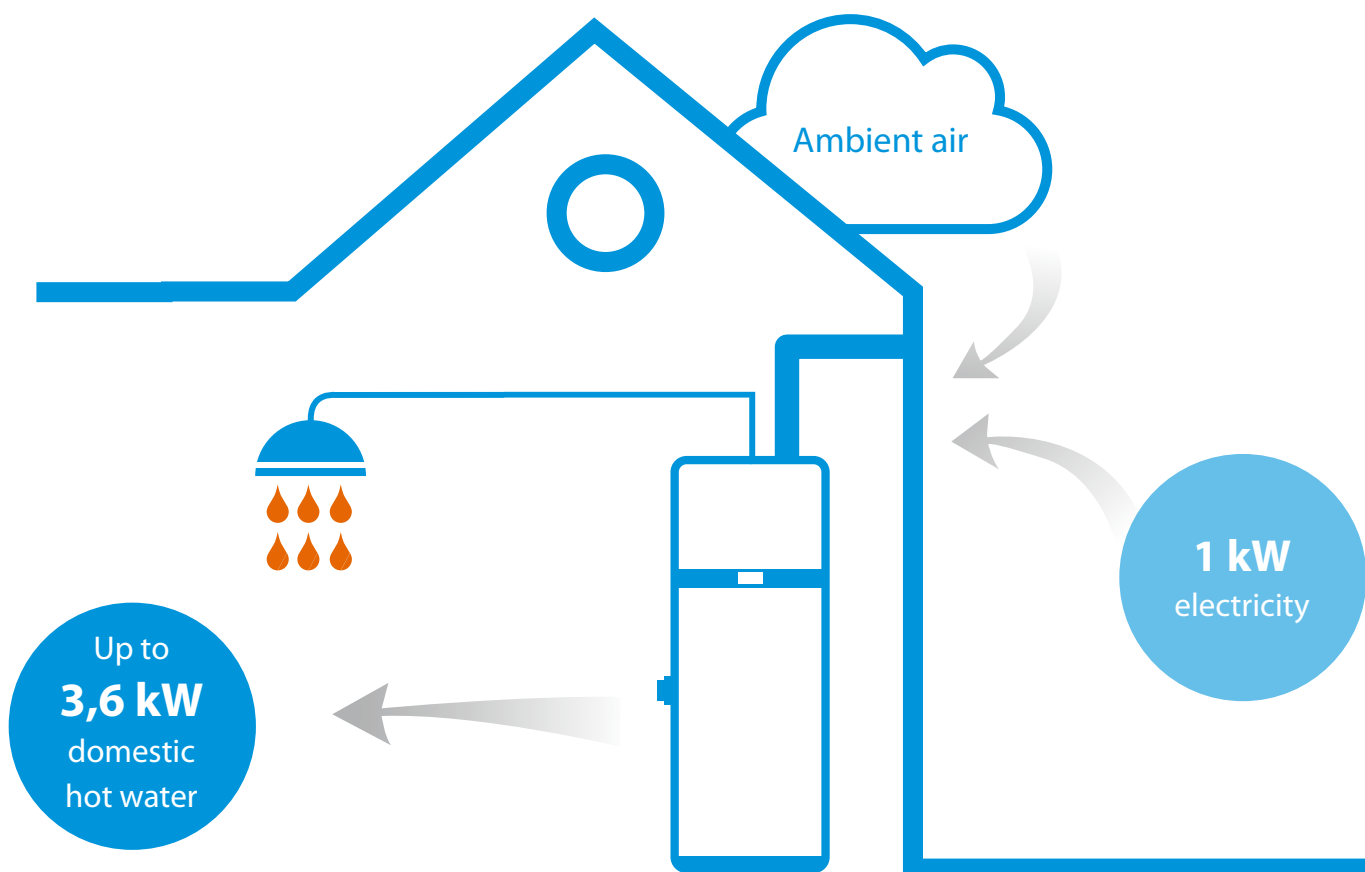


## Why choose Daikin Altherma domestic hot water heat pump?

### How does it work?

The system is made of a singly indoor unit that extracts energy from the air to provide domestic hot water. The unit collects up to 60% of its energy in the air, while the rest is provided by electricity.

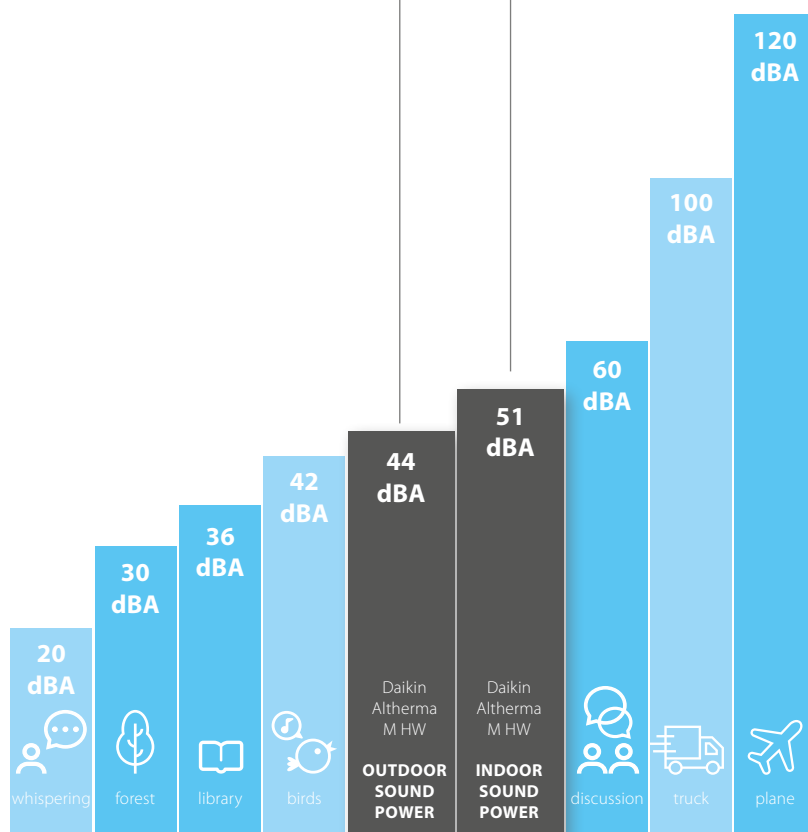
This heat pump relies on a compressor and a refrigerant to transfer the energy from the air to the water, heating the water up to your needs and delivering it into your house.





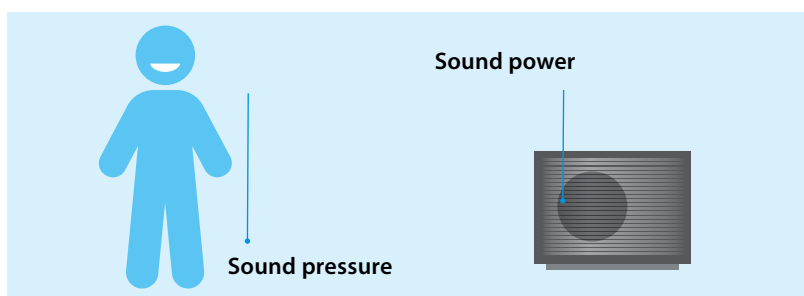
## Remarkably quiet

With a sound power of 51dB(A) indoor, and 44dB(A) outdoor, it is one of the most silent domestic hot water heat pumps.




## The acoustic level can be evaluated in two ways

- › The **sound power** is generated by the unit itself, independently of distance and environment
- › The **sound pressure** is the sound perceived at a certain distance. The sound pressure is usually calculated at between 1 and 5 metres from the unit.



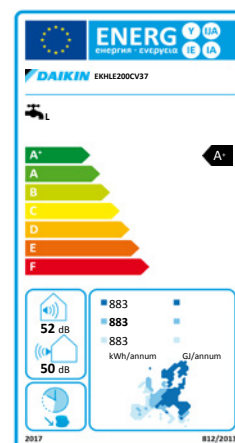
# Product range



These models are connectable to solar thermal or another auxiliary source, thanks to an extra coil, support the heat up of domestic hot water.



High temperature models are dedicated for warm climate conditions.



## Features

**Daikin Altherma M HW is an air-water heat pump for the production of domestic hot water, storage in an enamelled steel tank, with condenser having an external jacket to guarantee top safety and hygiene.**


- › Maximum temperature of 62 °C from renewable energy with heat pump alone or through a heating element (up to 75 °C)
- › Programmable digital interface with TOUCH keys
- › Integration through Solar Thermal energy (-PCV37 model) or through a heating element (up to 75 °C) on all models
- › Integration with Photovoltaic Solar system

# Intuitive controls


## A very simple and intuitive display

- › White backlit LEDs to control temperature and features
- › **Red** backlit LEDs for alarm warnings
- › The 4 side TOUCH keys turn Daikin Altherma M HW on/off (⏻); keys to browse through the MENU (SET) and increase (+) or decrease (-) settings


**Fan mode**  
**Air recirculation only**  
 Daikin Altherma M HW only works in ventilation mode. The heat pump and additional heater are off.




**Eco mode**  
**Renewable energy only**  
 Daikin Altherma M HW only works in heat pump mode. The additional heater turns on as a support only if the outdoor temperature is outside the operating range (setpoint 62 °C).




**Electric mode**  
**Electrical energy only**  
 Daikin Altherma M HW only works with the additional heater. Set point can be up to 75 °C.



**Auto mode**  
**Renewable energy as the preferred option**  
 Daikin Altherma M HW works in heat pump mode by default. The additional heater turns on as a support only if the tank temperature increase is too slow (>4 °C/30 min). Or the outdoor temperature is outside the operating range (setpoint 62 °C).









**Boost mode**  
**Combined use of renewable and electrical energy**  
 Daikin Altherma M HW simultaneously operates as a heat pump and with the additional heater. Setpoint can be up to 75 °C.




## Specifications



Type	Volume (l)	Capacity	Dimensions (mm)	Optimisation from Photovoltaic	Integrated Solar Thermal Control	Legionella Control Sanitisation	Time slot-based operation	OFF PEAK feature	Defrosting on	Holiday Mode
EKHHE-CV37	200		628 x 628 x 1,607	•	-	•	•	•	•	•
	260		628 x 628 x 1,892	•	-	•	•	•	•	•
EKHHE-PCV37	200		628 x 628 x 1,607	•	•	•	•	•	•	•
	260		628 x 628 x 1,892	•	•	•	•	•	•	•
EKHLE-CV3	200		628 x 628 x 1,607	•	-	•	•	•	-	•
	260		628 x 628 x 1,892	•	-	•	•	•	-	•

# Installation

Daikin Altherma M HW can be installed in any room, including non-heated ones like garages and laundry rooms, and does not require any special work, except for the holes for the air intake and exhaust pipes.



## Some installation methods

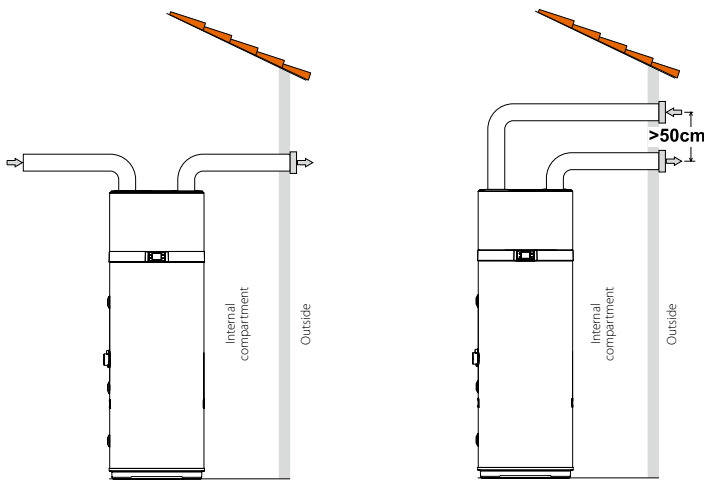


Fig. 1 - Example of air discharge connection

Fig. 2 - Example of air discharge connection

The heat pump requires suitable air ventilation. A suggested method for a designated air duct is provided in Fig. 1. Plus, it is essential to guarantee suitable ventilation in the room where the appliance is installed.

An alternative solution is provided in the picture on the right (Fig. 2): it involves additional ducting that draws air from outdoors, rather than directly from indoors.

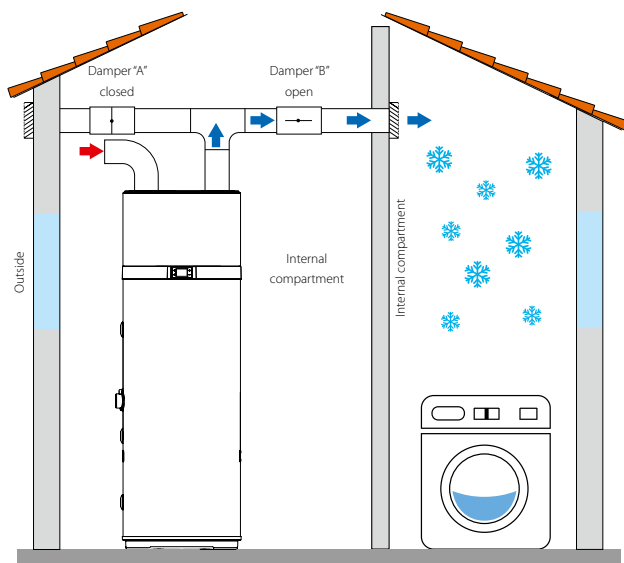


Fig. 3 - Example of installation in summer

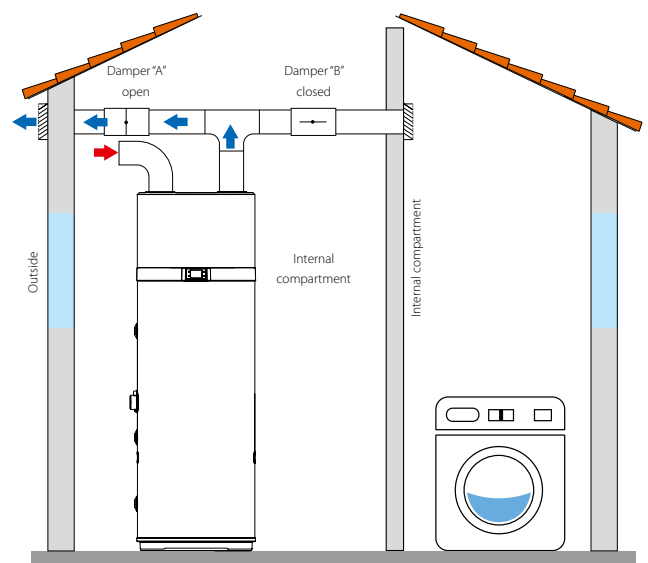


Fig. 4 - Example of installation in winter

One of the unique features of heat-pump heating systems is the fact that these units considerably reduce the temperature of the air, which is usually ejected outdoors. As well as being colder than the air in the room, the ejected air is also completely dehumidified, which is why the airflow can be conveyed back into the home to cool specific areas or rooms in summer. Installation involves doubling the exhaust pipe, on which two dampers ("A" and "B") are applied to convey the airflow either outside (fig. 3) or inside the house (fig. 4).

# Daikin Altherma M HW Second Generation

- › Available in wall mounted (200-260 L)
- › Compact modern design
- › Anti-legionella cycle
- › Scheduled operation
- › Integrated solar thermal control (EKHHE-PCV37)
- › Suitable for warm climate (EKHLE-CV3)



More details and final information can be found by scanning or clicking the QR codes.



EKHHE-CV37



EKHHE-PCV37



EKHLE-CV3

Indoor unit		EK		HHE200CV37	HHE260CV37	HHE200PCV37	HHE260PCV37	HLE200CV3	HLE260CV3	
Heat up time	Max.	hh:mm		06:27	09:29	06:27	09:29	07:16	09:44	
COP				3.23	3.37	3.23	3.37	4.32	4.32	
Domestic hot water	Output	Nom	kW	1.34	1.25	1.34	1.25	1.60		
Equivalent hot water	Max	l		247	340	241	335	247	340	
Dimensions	Unit	Height	mm	1,607	1,892	1,607	1,892	1,607	1,892	
		Diameter	mm	Top: 621, Bottom: 628						
Weight	Unit	Empty	kg	85	97	96	106	86	98	
Installation place			Indoor							
IP class			IP24							
Refrigerant	Type	R-134a								
	GWP	1,430								
	Charge	TCO2Eq	1.43							
Casing			Colour	White						
Defrost method			Hot gas							
Automatic defrost start			°C	-5						
System pressure			Max.	bar		7		4		
Heat pump	Operation range	Ambient	Min.	°CDB		-7		4		
			Max.	°CDB		43				
Power supply	Phase		1							
	Frequency		Hz							
	Voltage		V							
	Maximum running current		A							
Integrated heating element power			Nom.	kW		1.5				
Casing			Material	Enamelled steel						
Tank	Installation		Solar thermal connection possible		-	-	Yes	Yes	-	-
	Standing heat loss		W	63	71	63	71	63	70	
Power supply	Phase		1							
	Frequency		Hz							
	Voltage		V							
Domestic hot water heating	Declared load profile		L	XL	L	XL	L	XL		
	General		Water heating energy efficiency class		A+					
			Thermostat temperature setting		°C					
	Average climate	AEC (Annual electricity consumption)		kWh	761	1,210	761	1,210	883	1,315
		η <sub>wh</sub> (water heating efficiency)		%	135	138	135	138	116	127
Cold climate	AEC (Annual electricity consumption)		kWh	944	1,496	944	1,496	883	1,315	
Warm climate	AEC (Annual electricity consumption)		kWh	631	1,046	631	1,046	883	1,315	
Sound power level	Domestic hot water heating		dBA	53	51	53	51	52		

This product contains fluorinated greenhouse gases.

# Daikin Altherma 3 GEO

Top performance even in coldest climate



The Daikin Altherma ground source heat pump uses geothermal energy and Daikin's inverter heat pump technology to deliver heating and hot water in all climates.



## Space heating

During winter



## Space cooling

Active cooling with high efficiency



## Domestic hot water production

Integrated 180 L stainless steel tank



Leaving water temperature up to 65 °C, so the unit can work with underfloor heating, heat pump convectors but also with radiators.





## Renovation and new build

Suitable for renovation: thanks to a high water temperature of 65 °C output, the unit fits with classic radiators.

Suitable for new build: the Daikin Altherma 3 GEO is also combinable with fan coils and underfloor piping.

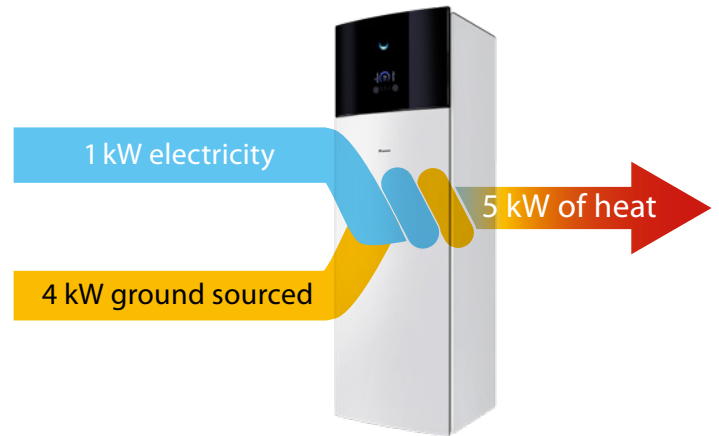
### BLUEEVOLUTION

Bluevolution technology using R-32, environmentally friendly refrigerant with a lower GWP, reducing its CO<sub>2</sub> equivalent by 70% compared to its predecessor R-410A.



## Electricity savings

The continuous inverter operation allows a high modulation range down to 0.85kW, avoiding the unit to use more electricity to stop and start.



Daikin Altherma HPC provides heating or cooling for living rooms.

An 80-100 metre borehole in the ground creates a constant inlet temperature.

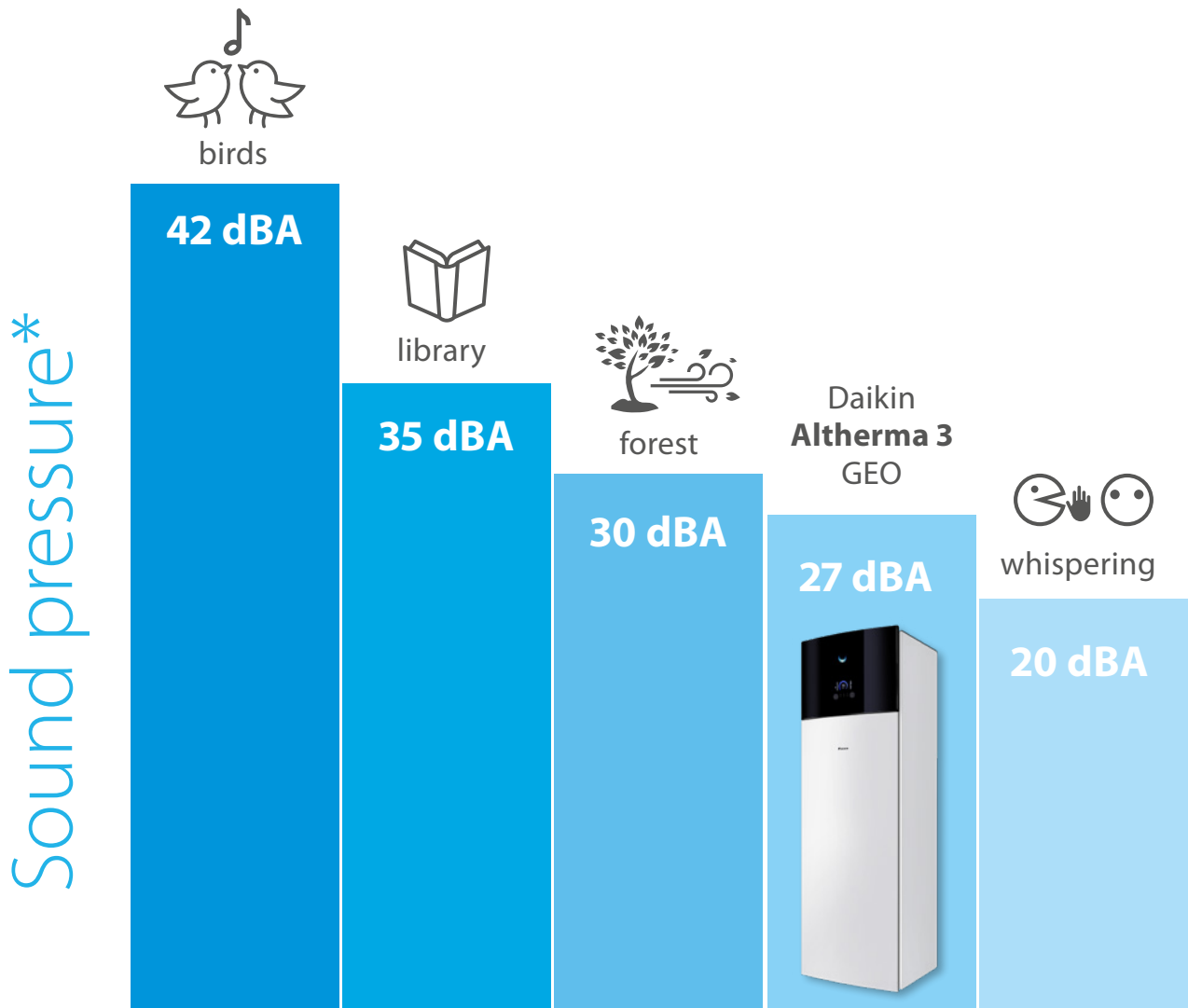
# Care for peace of mind




The Daikin Altherma 3 GEO is designed to perform the best efficiencies in what matter the most: quietness and connectivity.



Extremely quiet operation



\*at 1 meter.



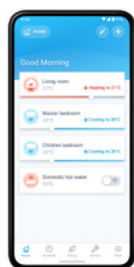
## Built-in connectivity

Control your home climate from any place, at any time

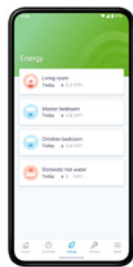


## Onecta App

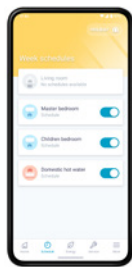
Always in control. Control your climate from any place, at any time.



Control



Monitor



Schedule



Monitor the status of your heating system



Control the operation mode and set temperature



Schedule the set temperature and operation mode



Control your heating system with your voice

## Madoka wired remote controller for Daikin Altherma

A new generation of user interface, designed and intuitive.

- ✓ Intuitive control with a premium design
- ✓ Three colors to match any interior design
- ✓ Easily set operation parameters



BRC1HHDW



BRC1HHDS



BRC1HHDK



# Groundbreaking innovation

Quick and easy installation thanks to factory-fitted piping on top of the unit, pre-cabled electrical connections and reduced overall weight.

All pipe connections on top, paired in and out



Standard electrical connections pre-cabled



Can easily be installed in confined spaces thanks to a small footprint and integrated handles



666 mm



# Advanced user interface

## The Daikin Eye

The intuitive Daikin eye shows you in real time the status of your system.



### Blue

When the Daikin Eye indicates a blue colour, it means the heat pump is functioning properly. The Daikin Eye will flash on and off when it's running on stand by mode.



### Red

When the Daikin Eye indicates a red colour, it means the heat pump is out of commission and requires a maintenance check.

## Quick to configure

Log in and you'll be able to completely configure the unit via the new user interface in 9 steps. You can even check if the unit is ready for use by running test cycles. You can upload the settings on a USB stick and download it directly into the unit.

## Easy operation

Work super-fast with the new user interface. It's easy to use with just a few buttons and 2 navigational knobs.

## Beautiful design

The user interface was especially designed to be very intuitive. The high contrasted colour screen delivers stunning and practical visuals that really help you as installer or service engineer.



1,891 mm

597 mm

Removable compressor module, reducing the overall weight by 70 kg



# Daikin Altherma 3 GEO

Ground source heat pump for heating, cooling & hot water

- › Top-level seasonal efficiency thanks to our inverter heat pump technology providing the highest savings on running costs
- › Delivering temperatures up to 65 °C at high efficiency, the R-32 Daikin Altherma 3 GEO is suitable for underfloor heating/cooling, fan coils and radiators
- › Integrated indoor unit: all-in-one floor standing unit including the stainless steel domestic hot water tank saves space and installation time
- › The unit has a similar footprint when compared to other household appliances
- › Reversible heat pump, allowing heating and cooling



up to



011-1W0337  
011-1W0338

More details and final information can be found by scanning or clicking the QR codes.



EGSAH-D9W



EGSAX-D9W

Indoor Unit				EGSA	H06D9W	X06D9W	H10D9W	X10D9W
Heating capacity	Min.						0.85	
	Nom.				3.35			5.49
	Max.				7.98			9.55
Power input	Nom.				0.74			1.17
COP					4.51			4.70
Space heating	Average climate water outlet 55°C	General	ηs (Seasonal space heating efficiency)	%	141	143	152	154
			Seasonal space heating eff. class		A++		A+++	
Domestic hot water heating	Average climate	General	ηwh (water heating efficiency)	%			117	
			Water heating energy efficiency class				A+	
Space cooling	Medium temperature application	General	SEER		-	15	-	15
			Pdesign	kW	-	8	-	8
		Low temperature application	SEER		-	14	-	14
Casing	Colour	Material						
						White or Silver-grey		
						Precoated sheet metal		
Dimensions	Unit	HeightxWidthxDepth	mm		1,891x597x666			
Weight	Unit		kg		222			
Tank	Water volume			l		180		
		Insulation	Heat loss	kWh/24h		1.20		
			Corrosion protection			Pickling		
Operation range	Installation space		Min. ~ Max.	°C		5 / 35		
		Brine side	Min. ~ Max.	°C		-10 / 30		
	Heating	Water side	Min. ~ Max.	°C		5 / 65		
		Domestic hot water	Water side	Min. ~ Max.	°C		25 / 60	
Refrigerant	Type					R-32		
	GWP					675		
	Charge			kg		1.70		
	Charge			TCO <sub>2</sub> Eq		1.15		
Sound power level	Nom.			dBA	39			41
Sound pressure level at 1 meter	Nom.			dBA	27			29
Power supply	Name/Phase/Frequency/Voltage			Hz/V		3 ~ /50/400 or 1 ~ /50/230		
Current	Recommended fuses			A		3P 16A or 1P 32A		

This product contains fluorinated greenhouse gases.

# Options

	Type	Material name
<b>Controls</b>	Remote user interface	BRCT1HHDAK/S/W
	Room thermostat (wired)	EKRTWA
	Room thermostat (wireless)	EKRTR1
	Cascade control	EKCC8-W
	Gateway	DCOM-LT/IO
<b>Adapter</b>	Demand PCB	EKRP1AHTA
	Digital I/O PCB	EKRP1HBAA
<b>Sensor</b>	Remote indoor sensor	KRCS01-1
	External sensor	EKRTETS
	Reduce power limitation sensor	EKCSSENS
<b>Others</b>	PC cable	EKPCCAB4
	Ground source filling kit	KGSFILL2
	Separate power supply BUH	EKGSPOWCAB
	Magnetic filter Fernox	K.FERNOXTF1
	Magnetic filter Fernox	K.FERNOXTF1FL

# Daikin Altherma

Hybrid heat pump



## Why choose a Daikin Altherma Hybrid heat pump?

The Daikin Altherma Hybrid heat pump is the ideal solution to replace your old gas boiler.

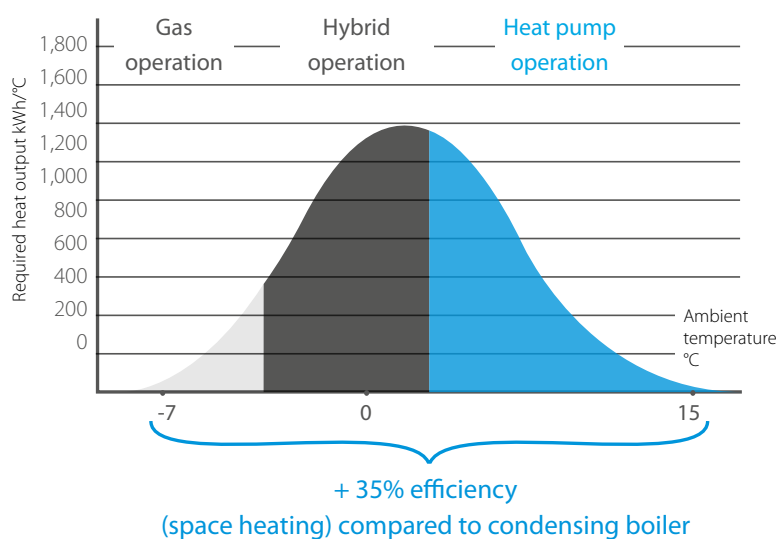
### Comfort

#### Heating

A Daikin Altherma Hybrid heat pump automatically determines the most economic and energy efficient heating combination.

- › **Heat pump operation:** the best available technology for optimising running costs at moderate outdoor temperatures
- › **Hybrid operation:** both the gas boiler and heat pump operate simultaneously to deliver the ultimate comfort for your customer
- › **Gas operation:** when outdoor temperatures drastically drop, the unit will automatically switch to gas operation mode

Illustration of an average European climate


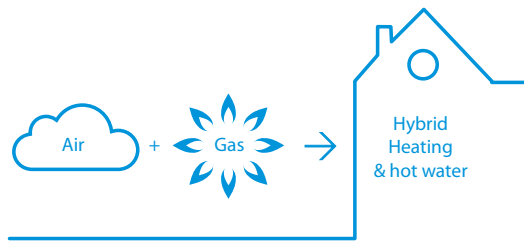


- › Heat load: 14 kW
- › 70% heat pump output
- › 30% gas boiler output

Heat load = the capacity of the space heating system required to maintain comfortable indoor temperatures at any time

Required heat output = heat load x n° of occurring hours per year





### Hot water

The gas condensing boiler's dual heat exchanger increases hot water efficiency by up to 15% when compared with traditional gas boilers.

### Cooling

Incorporate cooling for a total solution that provides all year round comfort.

### Quick and easy installation

As the heat pump indoor unit and gas condensing boiler are delivered as separate units, they are easier to handle, operate and install.

### Investment benefits

- › Combines with existing radiators; reducing the cost and disruption of installations
- › Coverage of heat loads up to 27 kW makes this unit ideal for renovation applications
- › Possible to connect to photovoltaic solar panels to optimise self-consumption of the electricity produced



## ✓ Energy efficiency

### The ideal combination

Depending on the outdoor temperature, energy prices and the internal heat load, the Daikin Altherma Hybrid heat pump smartly chooses between the heat pump and/or the gas boiler, possibly in simultaneous operation, and always selects the most economic operation mode.

### Supported by renewable energy

When working in heat pump mode, the system is powered by renewable energy extracted from the air and can achieve up to **A++ energy efficiency**.


### Hot water produced with gas condensing technology

Unique dual heat exchanger increases efficiency up to 15% compared to traditional gas boilers.

- › Cold tap water flows directly into the heat exchanger
- › Optimal and continuous condensing of the flue gases during domestic hot water preparation

## ✓ Reliability

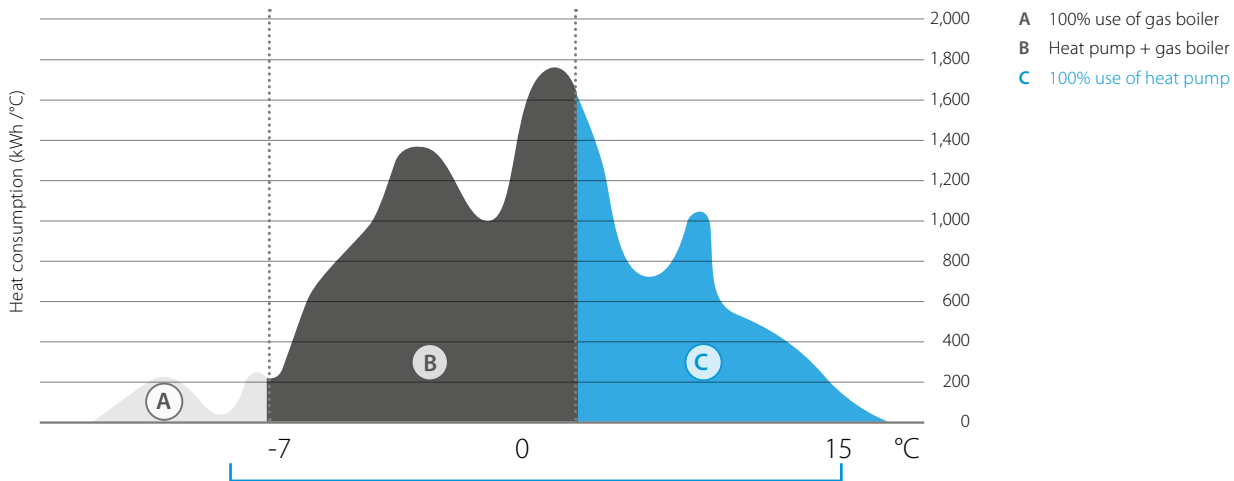
- › Low investment cost with no need to replace existing piping and radiators
- › Low running costs for heating and domestic hot water
- › Compact dimensions
- › Ideal for renovation applications
- › Easy and fast installation



## Case study

Replacing a gas boiler with a Daikin Altherma Hybrid heat pump means saving on running costs for both space heating and domestic hot water supply.

A running costs comparison is made below based on parameters for a typical Belgian winter. As a result of the Hybrid principle, the most cost-efficient operation will be used no matter the ambient outdoor temperature.



+35% efficiency (space heating) compared to existing condensing gas boiler

	Daikin altherma Hybrid heat pump	New gas condensing boiler	Existing gas condensing boiler
<b>Space heating</b>			
Energy supplied by HP	12,800 kWh		
HP efficiency	3.64 Scop		
Energy supplied by gas boiler	6,700 kWh	19,500 kWh	19,500 kWh
Space heating efficiency	90%	90%	75%
Running costs	1,220 €	1,520 €	1,820 €
<b>DHW HEATING</b>			
Energy supplied by gas boiler*	3,000 kWh	3,000 kWh	3,000 kWh
DHW heating efficiency*	90%	80%	65%
Running costs*	230 €	260 €	320 €
<b>TOTAL</b>			
Running costs	1,450 €	1,780 €	2,140 €

### Conditions

Heat load	16 kW
Design temperature	-8 °C
Space heating off temperature	16 °C
Maximum water temperature	60 °C
Minimum water temperature	38 °C
Gas price	0.070 €/kWh
Electricity price (day)	0.237 €/kWh
Electricity price (night)	0.152 €/kWh
Total space heating requirement	19,500 kWh
Total DHW heating requirement (4 persons)	3,000 kWh

\* for combi-boiler, no separate domestic hot water tank

→ Yearly savings:  
for space heating and domestic hot water

-19% versus new gas condensing boiler

330 €/year

-32% versus existing gas condensing boiler

690 €/year

# Daikin Altherma R Hybrid

Hybrid technology combining condensing gas and air to water heat pump for heating and hot water

- › Heating only + heating and cooling models
- › Depending on outdoor temperature, energy prices and internal heat load, Daikin Altherma Hybrid heat pump always selects the most economical mode to operate
- › Low investment cost: no need to replace the existing radiators (up to 80 °C) and pipe work
- › Provides sufficient heat in renovation applications as all heat loads are covered up to 32 kW
- › Easy and fast installation thanks to the compact dimensions and quick interconnections



011-1W0313  
011-1W0314



More details and final information can be found by scanning or clicking the QR codes.



Efficiency data				EHYHBH05AV32 + EVLQ05CV3	EHYHBH08AV32 + EVLQ08CV3	EHYHBX08AV3 + EVLQ08CV3
Space heating	Average climate water outlet 55 °C	General	SCOP	3.28	3.24	3.29
		Seasonal space heating efficiency	%	128	127	129
Domestic hot water heating	Average climate	Declared load profile		A++		
		η <sub>wh</sub> (water heating efficiency)	%	XL		
		Water heating energy efficiency class		83.80		
	Nom.		kW	4.40 (1) / 4.03 (2)	7.40 (1) / 6.89 (2)	7.40 (1) / 6.89 (2)
Cooling capacity	Nom.		kW	-	-	6.86 (1) / 5.36 (2)
Power input	Heating	Nom.	kW	0.870 (1) / 1.13 (2)	1.66 (1) / 2.01 (2)	1.66 (1) / 2.01 (2)
	Cooling	Nom.	kW	-	-	2.01 (1) / 2.34 (2)
COP				5.04 (1) / 3.58 (2)	4.45 (1) / 3.42 (2)	4.45 (1) / 3.42 (2)
EER				-	-	3.42 (1) / 2.29 (2)

Indoor unit (Hydrobox & Boiler)				EHYHBH05AV32	EHYHBH08AV32	EHYHBX08AV3	EHYKOMB33AA2	EHYKOMB33AA3
Central heating	Heat input Q <sub>n</sub> (net calorific value)	Nom	Min/Max	-				6.20 / 7.60 / 7.60 / 22.10 / 27 / 27
	Output P <sub>h</sub> at 80/60 °C	Min/Nom		-				6.70 / 8.20 / 8.20 / 21.80 / 26.60 / 26.60
	Efficiency	Net calorific value	%	-				98 / 107
	Operation range	Min/Max	°C	-				15 / 80
Domestic hot water	Output	Min/Nom		-				7.60 / 32.70
	Water flow	Rate	Nom	-				9 / 15
	Operation range	Min/Max	°C	-				40/65
Gas	Connection	Diameter	mm	-				15
	Consumption (G20)	Min/Max	m <sup>3</sup> /h	-				0.78 / 3.39
	Consumption (G25)	Min/Max	m <sup>3</sup> /h	-				0.90 / 3.93
	Consumption (G31)	Min/Max	m <sup>3</sup> /h	-				0.30 / 1.29
Supply air	Connection		mm	-				100
	Concentric			-				1
Flue gas Casing	Connection		mm	-				60
	Colour			White				White - RAL9010
Dimensions	Unit	HeightxWidthxDepth	Casing	Precoated sheet metal				Precoated sheet metal
Weight	Unit	Empty	kg	30	902x450x164	31.20	710x450x240	
Power supply	Phase/Frequency/Voltage			-				1 ~ /50/230
Electrical power consumption	Max.			-				55
	Standby			-				2
Operation range	Heating	Ambient	Min. ~ Max.	-25 ~ 25				-
		Water side	Min. ~ Max.	25 ~ 55				-
	Cooling	Ambient	Min. ~ Max.	-				10 ~ 43
		Water side	Min. ~ Max.	-				5 ~ 22

Outdoor unit				EVLQ05CV3	EVLQ08CV3
Dimensions	Unit	HeightxWidthxDepth	mm	735x832x307	
Weight	Unit		kg	54	56
Compressor	Quantity			1	
	Type			Hermetically sealed swing compressor	
Operation range	Heating	Min. ~ Max.	°CWB	-25 ~ 25	
	Refrigerant	Type		R-410A	
Charge	GWP			2,088	
	Charge	kg		1.50	1.60
	Charge	TCO:Eq		3	3.30
Sound power level	Heating	Nom.	dBA	2,088	
	Heating	Nom.	dBA	61	62
Sound pressure level	Heating	Nom.	dBA	48	49
Power supply	Name/Phase/Frequency/Voltage			V3/1 ~ /50/230	
Current	Recommended fuses			16	20

(1) Ta DB/WB 7 °C/6 °C - LWC 35 °C (DT = 5 °C) (2) Condition: Ta DB/WB 7 °C/6 °C - LWC 45 °C (DT=5 °C) (3) Cooling Ta 35 °C - LWE 18 °C (DT = 5 °C); heating Ta DB/WB 7 °C/6 °C - LWC 35 °C (DT = 5 °C). (4) Cooling Ta 35 °C - LWE 7 °C (DT = 5 °C); heating Ta DB/WB 7 °C/6 °C - LWC 45 °C (DT = 5 °C). This product contains fluorinated greenhouse gases.

# Daikin Altherma R Hybrid

+ multi



The Daikin Altherma Hybrid heat pump can also be combined with an air-to-air multi system to provide optimal cooling. Easily installed and managed via an app on a smartphone or tablet, the Daikin Altherma Hybrid heat pump + multi is an all-in-one system for heating, cooling and hot water purposes.

## → Multi features

- ✓ Equipped with Bluevolution technology
- ✓ 3, 4 and 5 ports for multi outdoor units
- ✓ Combinable with different Split & Sky Air indoor units:  
One port can be used for hot water production






Control with Onecta App



**BLUEvolution**



# Options

		Type	Material name	
Controllers		LAN adapter	BRP069A62	
		LAN adapter + PV solar connection	BRP069A61	
		Remote user interface (DE, FR, NL, IT)	EKRUCBL1	
		Remote user interface (EN, ES, EL, PT)	EKRUCBL3	
		Remote user interface (EN, SV, NO, FI)	EKRUCBL2	
		Remote user interface (EN, TR, PL, RO)	EKRUCBL4	
		Remote user interface (DE, CS, SL, SK)	EKRUCBL5	
		Remote user interface (EN, HR, HU, BG)	EKRUCBL6	
		Remote user interface (EN, DE, RU, DA)	EKRUCBL7	
		Simplified user interface	EKRUCBSB	
		Room thermostat (wired)	EKRTWA	
			Room thermostat (wireless)	EKRTR1
			Heat meter (EHYHBH* only)	K.HEATMET
			DCOM gateway	DCOM-LT/IO
			DCOM gateway	DCOM-LT/MB
Drain		Drain pan for reversible H/B	EKHYDP1	
Installation		Cover plate 35	EKHY093467	
		Installation jig	EKHYMNT1	
Sensor		External sensor	EKRTETS	
Valve		Valve kit for connection to 3rd party tank with built-in thermostat	EKHY3PART2	
		Valve kit for connection to 3rd party tank with sensor pocket	EKHY3PART	
Propane set		Propane set	EKHY075787	

Type	Material name
Adapter Flex-Fixed PP 100	EKFGP6316
Adapter Flex-Fixed PP 130	EKFGS0252
Chimney Connection 60/100	EKFGP4678
Chimney Connection 60/100	EKFGP4678
Chimney Connection 80/125	EKFGP4828
Chimney Connection 60/10 Air Intake Dn. 80 C83	EKFGV1101
Chimney Top PP 100 incl. Flue Pipe	EKFGP5497
Chimney Top PP 130 incl. Flue Pipe	EKFGP5197
Concentric connection Ø 80/125	EKHY090717
Connector Flex-Flex PP 100	EKFGP6325
Connector Flex-Flex PP 130	EKFGP6366
Connector Flex-Flex PP 80	EKFGP6324
Connection set 60/10-60 Flue/Air intake Dn. 80 C53	EKFGV1102
Eccentric connection Ø 80	EKHY090707
Elbow PP/ALU 80/125 90°	EKFGP4810
Elbow PP/GLV 60/100 30°	EKFGP4664
Elbow PP/GLV 60/100 45°	EKFGP4661
Elbow PP/GLV 60/100 90°	EKFGP4660
Elbow PP/GLV 80/125 30°	EKFGP4814
Elbow PP MB-AIR 80 90°	EKFGW4085
Elbow PP BM-AIR 80 45°	EKFGW4086
Extension Flex PP 100 l=10 M	EKFGP6346
Extension Flex PP 100 l=15 M	EKFGP6349
Extension Flex PP 100 l=25 M	EKFGP6347
Extension Flex PP 130 l=30 M	EKFGS0250
Extension Flex PP 80 l=10 M	EKFGP6340
Extension Flex PP 80 l=15 M	EKFGP6344
Extension Flex PP 80 l=25 M	EKFGP6341
Extension Flex PP 80 l=50 M	EKFGP6342
Extension PP 60 x 500	EKFGP5461
Extension PP/GLV 60/100 x 1,000 mm	EKFGP4652
Extension PP/GLV 60/100 x 500 mm	EKFGP4651
Extension PP/GLV 80/125 x 10,000 mm	EKFGP4802
Extension PP/GLV 80/125 x 500 mm	EKFGP4801
Extension P BM-Air 80 x 500	EKFGW4001
Extension P BM-Air 80 x 1,000	EKFGW4002
Extension P BM-Air 80 x 2,000	EKFGW4004
Filling loop set	EKFL1AA
Flex 100-60 + Support Elbow	EKFGP6354
Flex 130-60 + Support Elbow	EKFGS0257
Flex Kit PP Dn.60-80	EKFGP1856
Flex Kit PP Dn.8	EKFGP2520
Flue Deflector 60 (UK Only)	EKFGP1295
Flue gas non-return flap	EKFGF1A
Gas conversion kit from G20 to G25	EKPS076227
Inspection Elbow Plus PP/ALU 80/125 90° EPDM	EKFGP4820
Meas. Tee with Inspection Panel PP/GLV 60/100	EKFGP4667
Plume Management Kit 60 (UK Only)	EKFGP1294
PMK Elbow 60 45° (2 pcs) (UK Only)	EKFGP1285
PMK Elbow 60 90° (UK Only)	EKFGP1284
PMK Extension 60 l=1,000 incl. breaket (UK Only)	EKFGP1286
Roof Terminal PP/GLV 60/100 AR460	EKFGP6837
Roof Terminal PP/GLV 80/125 AR300 Ral-9011	EKFGP6864
Spacer PP 80-100	EKFGP6333
Support Breaket Top Inox Dn.100	EKFGP6337
Support Breaket Top Inox Dn.130	EKFGP6353
Tee Flex 100 Boiler Connection set 1	EKFGP6368
Tee Flex 130 Boiler Connection set 1	EKFGP6215
Thermistor recirculator	EKTH2
Wall Bracket Dn.100	EKFGP4481
Wall Bracket Dn.100	EKFGP4631
Wall Terminal Kit low profile PP/GLV 60/100	EKFGP1293
Wall Terminal Kit low profile PP/GLV 60/100	EKFGP2977
Wall Terminal Kit PP/GLV 60/100	EKFGP2978
Wall Terminal Kit PP/GLV 60/100	EKFGP1292
Wall Terminal Kit PP/GLV 80/125	EKFGW6359
Wall Terminal Kit low profile PP/GLV 60/100 (UK only)	EKFGP1299
Weather Slate Flat Alu 60/100	EKFGP6940
Weather Slate Flat Alu 60/100 0°-15°	EKFGP1296
Weather Slate Flat Alu 80/125	EKFGW5333
Weather Slate Flat Alu 80/125 0°-15°	EKFGP1297
Weather Slate Steep Pb/GLV 60/100 18°-22°	EKFGS0518
Weather Slate Steep Pb/GLV 60/100 23°-27°	EKFGS0519
Weather Slate Steep Pb/GLV 60/100 43°-47°	EKFGS0523
Weather Slate Steep Pb/GLV 60/100 48°-52°	EKFGS0524
Weather Slate Steep Pb/GLV 60/100 53°-57°	EKFGS0525
Weather Slate Steep Pb/GLV 80/125 18°-22°	EKFGT6300
Weather Slate Steep Pb/GLV 80/125 23°-27°	EKFGT6301
Weather Slate Steep Pb/GLV 80/125 43°-47°	EKFGT6305
Weather Slate Steep Pb/GLV 80/125 48°-52°	EKFGT6306
Weather Slate Steep Pb/GLV 80/125 53°-57°	EKFGT6307
Weather Slate Steep PF 60/100 25°-45°	EKFGP7910
Weather Slate Steep PF 80/125 25°-45° Ral-9011	EKFGP7909
Elbow PP 60/100 90° + MP Generic	DR90ELBO60100AA
Wall term Mugro STD 60/100 Telescopic	DRWTER60100AA

Flue gas connections



# Daikin Altherma H Hybrid

The best of 2 worlds

## Heat pump



H<sub>2</sub>O

## Condensing boiler



### Environmentally friendly

- › Reduced environmental impact thanks to the usage of **R-32 refrigerant**
- › Outdoor unit with **sealed refrigerant circuit**, which greatly reduces the risk of refrigerant leakage



### Easy & Quick installation

All hydraulics components are outside.



### No F-gas licence required

Only water connections between outdoor and indoor unit. Therefore no F-gas certification is needed for the installer.

### Safety in every conditions

The unit can work down to -15 °C outside thanks to multiple freeze-up protections




### Flexible installation

Compact indoor unit can be installed in a cupboard.



### Condensing technology

The condensing technology uses optimum fuel efficiency, with reduced emissions of NOx and CO, to ensure high cost savings and environmentally-friendly operation.



### Plug & play

No need of other parts, the pump group is integrated inside.


## BLUEVOLUTION

The Bluevolution technology combines very high efficient compressors developed by Daikin with the future of refrigerants: R-32.



# Installation possibilities

The Daikin Altherma H Hybrid is made of an outdoor unit of 4 kW



The Daikin Altherma H Hybrid is made of a boiler of 28 or 32 kW



**For more domestic hot water production, you can combine the Daikin Altherma H Hybrid with multiple tank options:**

## Pressureless tanks with solar support

Connect your unit to a ECH<sub>2</sub>O thermal store and take advantage of the energy of the sun.



EKHWP-(P)B  
300 LT or 500 LT

EKS(H/V)-P

## Pressurized tanks

Connect your unit with our full range of stainless steel tanks to answer all needs.



EKHWS(P)-D3V3  
from 150 LT up to 300 LT

# Controllers

## EKRUHML1/2

### Control

- › Manage space heating and domestic hot water and among others, booster mode
- › User-friendly remote control with contemporary design
- › Easy to use with direct accessibility to all main functions

### Comfort

- › An additional user interface can include a room thermostat in the space to be heated
- › Easy commissioning: intuitive interface for advanced menu settings



## Onecta App

The Onecta App is a multifaceted programme that allows customers to control and monitor the status of their heating system.

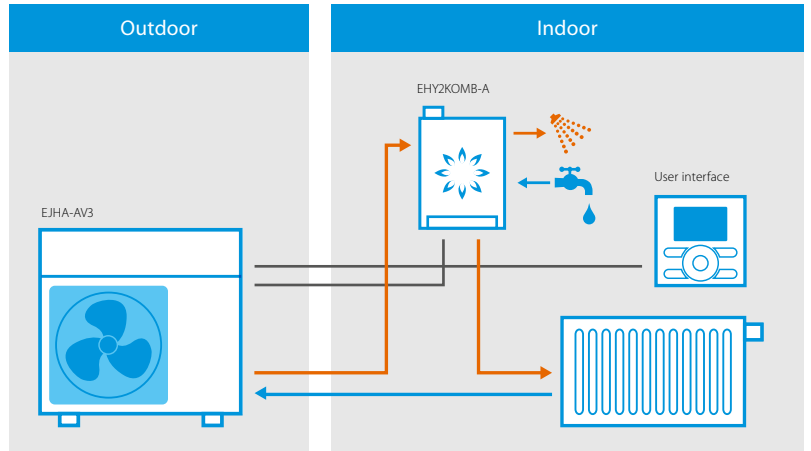


Control your heating system with your voice

# Applications

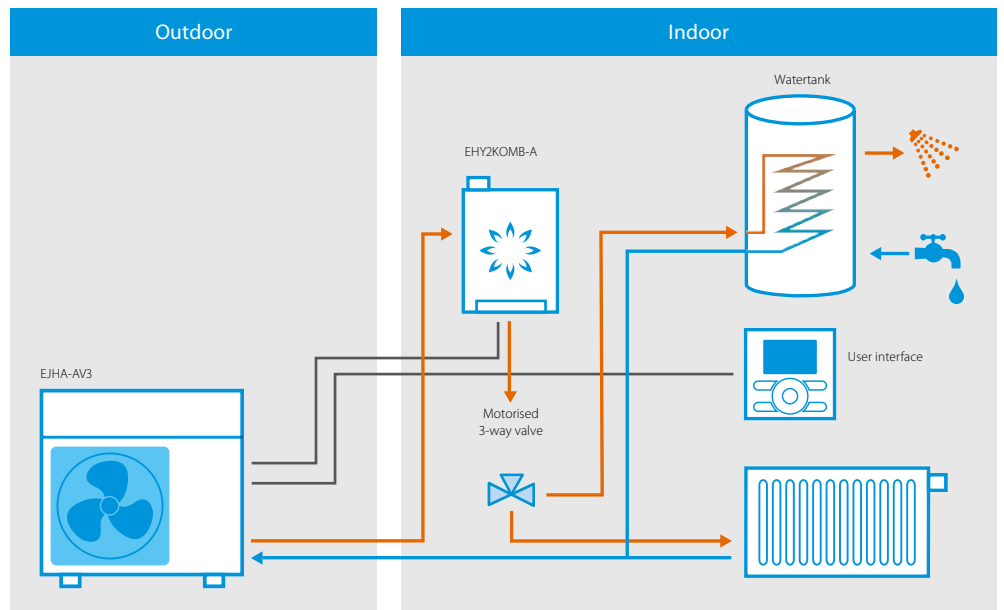
## 1. Standard Hybrid operation

With this application, the system works in a perfect balance between the gas boiler and the heat pump to provide space heating and domestic hot water. Here, the boiler is able to heat directly the water without a tank.



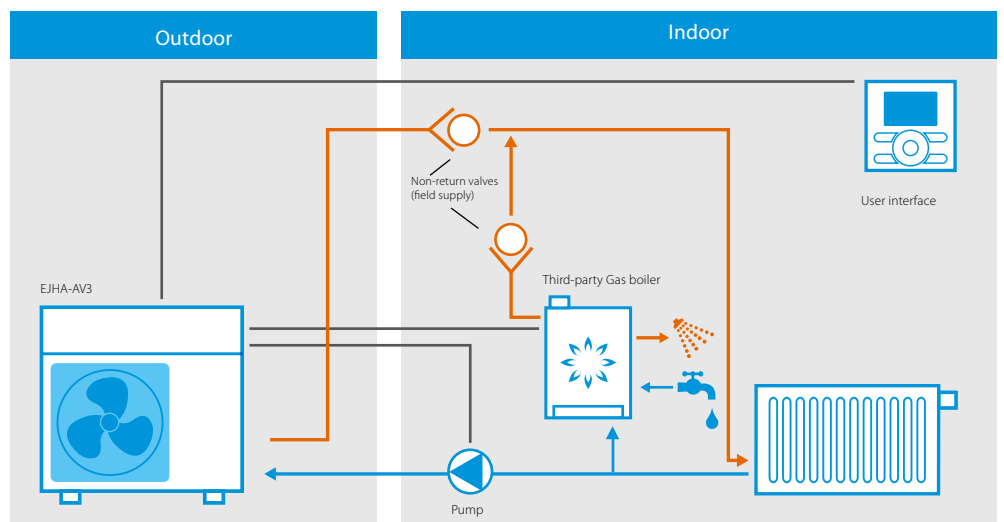
### 1.1 Standard Hybrid operation with a tank

In this application, a domestic hot water tank can be added if the system needs to provide high quantity of domestic hot water produced either by the heat pump or by the boiler.



## 2. Add-on operation

Daikin Altherma H Hybrid outdoor unit can be combined with an existing boiler. In such application, the system works in bivalent operation, meaning that this is strictly the heat pump or the boiler that is providing the required heat while in the standard applications, both can work at the same time.



# Daikin Altherma H Hybrid

Hybrid technology combining condensing gas and air to water heat pump for **heating and hot water**

- › Heating only models
- › Depending on outdoor temperature, energy prices and internal heat load, the Daikin Altherma H Hybrid always selects the most economical mode to operate
- › Low investment cost: no need to replace the existing radiators (up to 80 °C) and pipe work
- › Provides sufficient heat in renovation applications as all heat loads are covered up to 32 kW
- › Easy and fast installation thanks to the compact dimensions and water connections



More details and final information can be found by scanning or clicking the QR codes.



EHY2KOMB-A




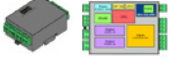
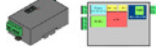






EJHA-AV3



Efficiency data					EHY2KOMB28AA + EJHA04AAV3		EHY2KOMB32AA + EJHA04AAV3	
Heating capacity	Nom.			kW			3.83 (1)	
Power input	Heating	Nom.		kW			0.85 (1)	
COP							4.49 (1)	
Space heating	Average climate water outlet 55 °C	General	SCOP		3.26		3.28	
			ηs (Seasonal space heating efficiency)	%			128	
				Seasonal space heating eff. class			A++	
	Average climate water outlet 35 °C	General	SCOP		4.14		4.15	
ηs (Seasonal space heating efficiency)			%			163		
			Seasonal space heating eff. class			A++		
Domestic hot water heating	General	Declared load profile					XL	
	Average climate	ηwh (water heating efficiency)		%			87	
		Water heating energy efficiency class					A	
Indoor unit					EHY2KOMB28AA		EHY2KOMB32AA	
Central heating	Heat input Qn (net calorific value)	Nom	Min/Max	kW	7.10 / 23.70		7.60 / 27	
	Output Pn at 80/60 °C	Nom		kW	23.10		26.60	
	Efficiency	Net calorific value 80/60		%	98		99	
	Efficiency	Net calorific value 37/30 (30%)		%			108	
	Operation range	Min/Max		°C			30 / 90	
Domestic hot water	Output	Min/Nom		kW	7.10 / 29.10		7.60 / 32.70	
	Water flow	Rate 40/10 °C		l/min	12.50		15	
	Operation range	Min/Max		°C			40 / 65	
Gas	Connection	Diameter		mm			15	
	Consumption (G20)	Min/Max		m³/h	0.74 / 3.02		0.79 / 3.39	
	Consumption (G31)	Min/Max		m³/h	0.28 / 1.15		0.30 / 1.29	
Supply air	Connection			mm			100	
	Concentric						1	
Flue gas	Connection			mm			60	
Casing	Colour						White - RAL9010	
	Material						Precoated sheet metal	
Dimensions	Unit	HxWxD	Casing	mm	650x450x240		710x450x240	
Weight	Unit	Empty		kg	33		36	
Power supply	Phase/Frequency/Voltage			Hz/V			1 ~ /50/230	
Electrical power consumption	Max.			W			110	
	Standby			W			2	
Outdoor unit					EJHA04AAV3			
Dimensions	Unit	HxWxD		mm	745x845x329			
Weight	Unit			kg	45			
	Quantity				1			
Compressor	Type				Hermetically sealed swing compressor			
Operation range	Heating	Min. ~ Max.		°CWB	-14 ~ 25			
Refrigerant	Type				R-32			
	GWP				675			
	Charge			kg	0.56			
	Charge			TCO <sub>2</sub> Eq	0.38			
Sound power level	Heating	Nom.		dBA	58.70			
Sound pressure level	Heating	Nom.		dBA	37			
Power supply	Name/Phase/Frequency/Voltage			Hz/V	V3/1 ~ /50/220-240			
Current	Recommended fuses			A	20			

(1) Ta DB/WB 7 °C/6 °C - LWC 35 °C (DT = 5 °C).  
This product contains fluorinated greenhouse gases.

# Options - system












Group		Description	Material name	Pair Hybrid	Add-on Hybrid
Controllers		User interface: English – Dutch – Italian – French	EKRUHML1	•	•
		User interface: English – Dutch – Italian – German	EKRUHML2	•	•
		Gateway 1: I/O version	DCOM-LT/IO <sup>(2)</sup>	•	•
		Gateway 2: Modbus version	DCOM-LT/MB <sup>(2)</sup>	•	•
		LAN + PV Solar	BRP069A61	•	•
		LAN only	BRP069A62	•	•
		Wired room thermostat	EKRTWA	•	
		Wireless room thermostat	EKRTR1	•	
		External room sensor	EKRTETS <sup>(4)</sup>	•	
	Sensor		Remote outdoor sensor	EKRSCA1 <sup>(3)</sup>	•
Other		Thermistor kit for pressurised tanks & 3rd party tank	EKTH3	•	
		Bottom plate heater (dedicated type)	EKBPH04JH	•	•
		Ball valves	EKBALLV1	•	•
		Add-on: pump	EKADDONJH		•
		Add-on: cable + 2 non-return valves	EKADDONJH2		•
		PC USB cable	EKPCCAB(4)	•	
		Connection kit for 3 <sup>rd</sup> party tank	EKHY3PART	•	
		Connection kit for pressureless tank	EKEPHYHT35H	•	
		Freeze protection valve for field piping	AFVALVEHY2	•	•

(2) Compatible with EKRUHML user interface.

(3) Only 1 sensor can be connected: indoor OR outdoor sensor.

(4) Can only be used in combination with the wireless room thermostat EKRTR1.

# Options - boiler

Accessory		Sales region	Material name			
Boiler options		IT, ES, CZ, GR, PL, PT	EKFJM1A	•		
		IT, ES, CZ, GR, PL, PT	EKFJL1A		•	
		FR, BE	EKFJM2A	•		
		FR, BE	EKFJL2A		•	
		DE	EKFJM6A	•		
		DE	EKFJL6A		•	
		IT, ES, CZ, GR, PL, PT	EKVK4A	•	•	
		DE	EKVK6A	•	•	
	Filling loop set		All	EKFL1A	•	•
	Solar water heater connection set (cable + probe sensor)		All	EKSH1A	•	•
Concentric connection Ø 80/125		All	EKH-Y090717	•	•	
Eccentric connection Ø 80		All	EKH-Y090707	•	•	
Dongle set (wireless connection from PC to boiler)		All	EKDS1A	•	•	
Cover plates		All	EKCP1A	•	•	
		All	EKH-Y093467 <sup>(1)</sup>	•	•	
Propane sets (G31)		All	EKH-Y075787		•	
		All	EKPS075867	•		
Conversion kits (G25)		DE, BE, FR	EKPS076217	•		
		DE, BE, FR	EKPS076227		•	

(1) Cannot be used in combination with B-packs.

Type	Material name
Adapter Flex-Fixed PP 100	EKFGP6316
Adapter Flex-Fixed PP 130	EKFGS0252
Chimney Connection 60/100	EKFGP4678
Chimney Connection 60/100	EKFGP4678
Chimney Connection 80/125	EKFGP4828
Chimney Connection 60/10 Air Intake Dn. 80 C83	EKFGV1101
Chimney Top PP 100 incl. Flue Pipe	EKFGP5497
Chimney Top PP 130 incl. Flue Pipe	EKFGP5197
Concentric connection Ø 80/125	EKH-Y090717
Connector Flex-Flex PP 100	EKFGP6325
Connector Flex-Flex PP 130	EKFGP6366
Connector Flex-Flex PP 80	EKFGP6324
Connection set 60/10-60 Flue/Air intake Dn. 80 C53	EKFGV1102
Eccentric connection Ø 80	EKH-Y090707
Elbow PP/ALU 80/125 90°	EKFGP4810
Elbow PP/GLV 60/100 30°	EKFGP4664
Elbow PP/GLV 60/100 45°	EKFGP4661
Elbow PP/GLV 60/100 90°	EKFGP4660
Elbow PP/GLV 80/125 30°	EKFGP4814
Elbow PP MB-AIR 80 90°	EKFGW4085
Elbow PP BM-AIR 80 45°	EKFGW4086
Extension Flex PP 100 l=10 M	EKFGP6346
Extension Flex PP 100 l=15 M	EKFGP6349
Extension Flex PP 100 l=25 M	EKFGP6347
Extension Flex PP 130 l=30 M	EKFGS0250
Extension Flex PP 80 l=10 M	EKFGP6340
Extension Flex PP 80 l=15 M	EKFGP6344
Extension Flex PP 80 l=25 M	EKFGP6341
Extension Flex PP 80 l=50 M	EKFGP6342
Extension PP 60 x 500	EKFGP5461
Extension PP/GLV 60/100 x 1,000 mm	EKFGP4652
Extension PP/GLV 60/100 x 500 mm	EKFGP4651
Extension PP/GLV 80/125 x 10,000 mm	EKFGP4802
Extension PP/GLV 80/125 x 500 mm	EKFGP4801
Extension P BM-Air 80 x 500	EKFGW4001
Extension P BM-Air 80 x 1,000	EKFGW4002
Extension P BM-Air 80 x 2,000	EKFGW4004
Filling loop set	EKFL1AA
Flex 100-60 + Support Elbow	EKFGP6354
Flex 130-60 + Support Elbow	EKFGS0257
Flex Kit PP Dn.60-80	EKFGP1856
Flex Kit PP Dn.8	EKFGP2520
Flue Deflector 60 (UK Only)	EKFGP1295
Flue gas non-return flap	EKFGF1A
Gas conversion kit from G20 to G25	EKPS076227

Flue gas connections

Type	Material name
Inspection Elbow Plus PP/ALU 80/125 90° EPDM	EKFGP4820
Meas. Tee with Inspection Panel PP/GLV 60/100	EKFGP4667
Plume Managment Kit 60 (UK Only)	EKFGP1294
PMK Elbow 60 45° (2 pcs) (UK Only)	EKFGP1285
PMK Elbow 60 90° (UK Only)	EKFGP1284
PMK Extension 60 l=1,000 incl. breaket (UK Only)	EKFGP1286
Roof Terminal PP/GLV 60/100 AR460	EKFGP6837
Roof Terminal PP/GLV 80/125 AR300 Ral-9011	EKFGP6864
Spacer PP 80-100	EKFGP6333
Support Breaket Top Inox Dn.100	EKFGP6337
Support Breaket Top Inox Dn.130	EKFGP6353
Tee Flex 100 Boiler Connection set 1	EKFGP6368
Tee Flex 130 Boiler Connection set 1	EKFGP6215
Thermistor recirculator	EK TH2
Wall Bracket Dn.100	EKFGP4481
Wall Bracket Dn.100	EKFGP4631
Wall Terminal Kit low profile PP/GLV 60/100	EKFGP1293
Wall Terminal Kit low profile PP/GLV 60/100	EKFGP297 7
Wall Terminal Kit PP/GLV 60/100	EKFGP2978
Wall Terminal Kit PP/GLV 60/100	EKFGP1292
Wall Terminal Kit PP/GLV 80/125	EKFGW6359
Wall Terminal Kit low profile PP/GLV 60/100 (UK only)	EKFGP1299
Weather Slate Flat Alu 60/100	EKFGP6940
Weather Slate Flat Alu 60/100 0°-15°	EKFGP1296
Weather Slate Flat Alu 80/125	EKFGW5333
Weather Slate Flat Alu 80/125 0°-15°	EKFGP1297
Weather Slate Steep Pb/GLV 60/100 18°-22°	EKFGS0518
Weather Slate Steep Pb/GLV 60/100 23°-27°	EKFGS0519
Weather Slate Steep Pb/GLV 60/100 43°-47°	EKFGS0523
Weather Slate Steep Pb/GLV 60/100 48°-52°	EKFGS0524
Weather Slate Steep Pb/GLV 60/100 53°-57°	EKFGS0525
Weather Slate Steep Pb/GLV 80/125 18°-22°	EKFGT6300
Weather Slate Steep Pb/GLV 80/125 23°-27°	EKFGT6301
Weather Slate Steep Pb/GLV 80/125 43°-47°	EKFGT6305
Weather Slate Steep Pb/GLV 80/125 48°-52°	EKFGT6306
Weather Slate Steep Pb/GLV 80/125 53°-57°	EKFGT6307
Weather Slate Steep PF 60/100 25°-45°	EKFGP7910
Weather Slate Steep PF 80/125 25°-45° Ral-9011	EKFGP7909
Elbow PP 60/100 90° + MP Generic	DR90ELBO60100AA
Wall term Mugro STD 60/100 Telescopic	DRWTERT60100AA

Flue gas connections

# Boilers

Condensing boilers	194
Gas condensing boilers	196
Daikin Altherma 3 C Gas (D2C/TND*)	196
Daikin Altherma 3 C Gas (D2CNL)	202
Daikin Altherma C Gas W	204
Flue-gas evacuation system	206



# Condensing boilers

## Why choose a condensing boiler?

Daikin's gas or oil condensing boilers are the best option for individual that plan to replace an existing boiler with a more energy efficient and cost-saving alternative. Our wall mounted boilers provide end users with reliable performance and efficient heating and hot water.

### ✓ Comfort

Daikin's gas condensing boilers deliver the ultimate in comfort. Optimal heating ensures seamless operation to deliver reliable year-round heating, even in extreme weather conditions. Instant hot water is possible with our combi range, but also possible with a separate thermal store featuring the ECH<sub>2</sub>O tank.

### ✓ Energy efficiency

#### Condensing technology

Using latent heat in the flue gas, our condensing technology achieves 109% more energy efficiency by using renewable energy to produce hot water.

#### Condensing technology

Premix Technology incorporates a modulation fan to perfectly combine combustion air and fuel before it reaches the burner (air/gas mixer), to ensure a high efficiency combustion.

With the combustion of 1 m<sup>3</sup> natural gas, 1.7 kg of water vapour is released in the flue gas as latent heat. Instead of being disposed through the flue, the water vapour containing latent heat is then recirculated, and subsequently reheated by a uniquely designed exchanger.

Condensation forms as a result of the water vapour being cooled to a temperature just below dew point, and subsequently drained via a siphon. The condensing technology uses optimum fuel efficiency, with reduced emissions of NO<sub>x</sub> and CO, to ensure high cost savings and environmentally-friendly operation.





## ✓ Flexibility

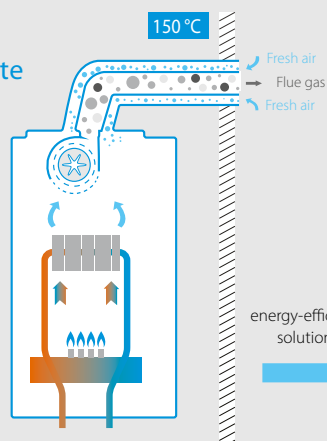
### Easy installation and service

All parts are accessible from the front and are low maintenance. The flue gas installation can be adapted to all kinds of configuration thanks to its flexibility.

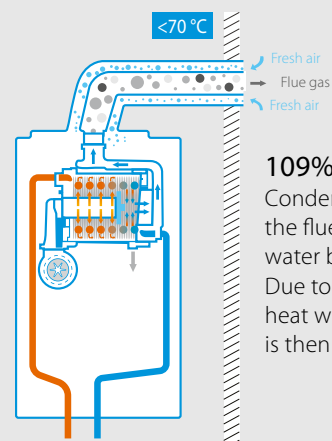

#### Energy waste

#### 93% efficiency

Conventional combi boilers: Water vapour is discharged through the flue in vaporising phase and latent heat within the water vapour is ignored.



energy-efficient solution



#### 109% efficiency

Condensing combi boilers: the flue gas collides with influent water before being discharged. Due to this occurrence, latent heat within the water vapour is then released.

# Daikin Altherma 3 C Gas (D2C/TND\*)

Wall mounted gas condensing boiler

## Why choose the Daikin gas condensing boiler?

### Low weight

27 kg

### Connectivity/Cloud Service

Always in control, no matter where you are.

### Easy installation and service

All parts are accessible from the front. The gas-adaptive combustion system (Lambda Gx) means lower maintenance and installation time in a minimalist space. The Lambda Gx is compatible with wall mounted and floor standing units.

### Solar thermal connection

Usable in combination with solar thermal store (renewable energy)

- › Combi boiler: solar preheating
- › Heating only boiler: solar controller input



### Flexible in use

Thanks to IPX5D standard and its compact dimensions, it's possible to install in nearly all room conditions, such as kitchen cupboards, bathroom, utility room, heating room, balcony (in-wall kit).

### Modulation 1:8

Capacity adapts to required heat of 4 to 28 kW and 5 to 35 kW.

### Daikin eye

Monitor the operating status of your combi boiler with the Daikin Eye.

### Unique interface


- › Stylish interface appeals to all end-users
- › State-of-the-art technology meets user-friendly design
- › The side details and convex front panel deliver an integrated view

### Most compact

12, 18, 24 kW: 400 x 255 x 580 mm  
28, 35 kW: 450 x 288 x 666 mm

## ✓ High modulation rate

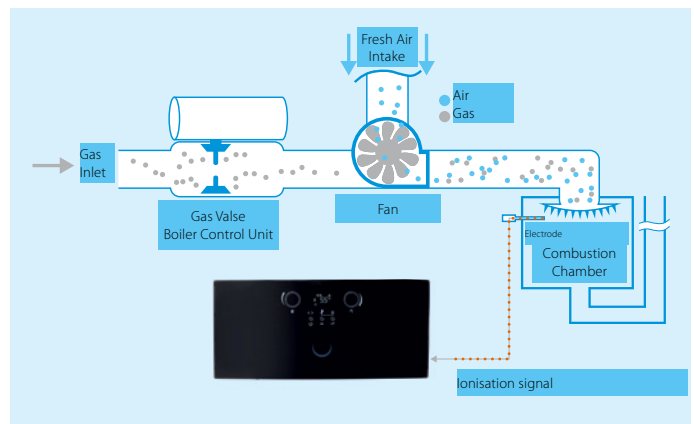
The opportunity to adjust the burner power ensures the seamless and continuous operation of the device. Smooth functioning of the system means increased comfort, a low risk for system failure and the ability to neutralise harmful substance emissions that may occur during ignition. Modulation is also automatically provided by the electronic control.





## ✓ Lambda Gx: automatic gas adaptation system

With the Lambda GX, the correct combination of air and gas is regulated to achieve efficient combustion, which leads to higher cost savings and less installation and adjustment effort. With Lambda Gx, you have the advantage that you need no other parts like a gas cover to change from natural gas (NG) to liquid gas (LPG).



## ✓ Daikin Eye

You can monitor the operating status of your combi boiler with the Daikin Eye.

**Blue**  
When the Daikin Eye indicates a blue colour, it means the boiler is functioning properly. The Daikin Eye will flash on and off when it's running on stand by mode.

**Red**  
When the Daikin Eye indicates a red colour, it means the boiler is out of commission and requires a maintenance check.

## ✓ Product features

### Flue Adapter 60/100

- › Factory mounted
- › Compatible with top adapters/elbows of different flue gas manufacturers
- › With measurement holes for air and flue gas

### Heat Exchanger

- › Daikin design
- › Material: Aluminium
- › Modulation:  
12-18-24 kW (1:4 - 1:6 - 1:8)  
28-35 kW (1:4 - 1:7)

### Expansion Vessel

- › Integrated
- › 12-18-24 kW: 8 liters  
28-35 kW: 10 liters

### Gas Valve

- › Less maintenance needed
- › Automatic gas adaptive system
- › No additional parts/tools for changing from NG to LPG

### Domestic Hot Water Plate Heat Exchanger

Increased number of plates to provide

faster hot water production at high efficiency including warm start function.

### Pump & Return Hydroblock

- › Includes filter and flow restrictor
- › Air vent, drain tap and Internal bypass
- › Low energy pump

### Fan

- › Wide modulation range
- › Low noise

## ✓ Small gas condensing combi boiler

Heating only: 12-18 kW  
Combi: 24 kW

Combi: 28-35 kW

Occupies only  
**0.06 m<sup>3</sup>**

**27 kg**

**37 kg**

590 mm

690 mm

256 mm

400 mm

295 mm

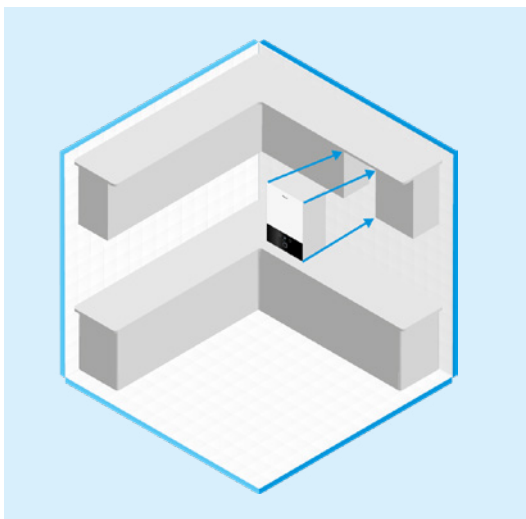
440 mm



reddot award 2018  
winner

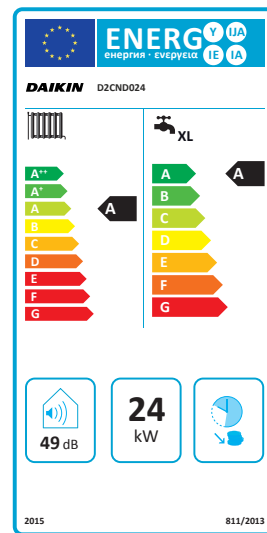
### Easy installation & maintenance

The small and lightweight combi boiler guarantees fast installation, minimal maintenance and a flexible system to adapt to various rooms.



### High energy class

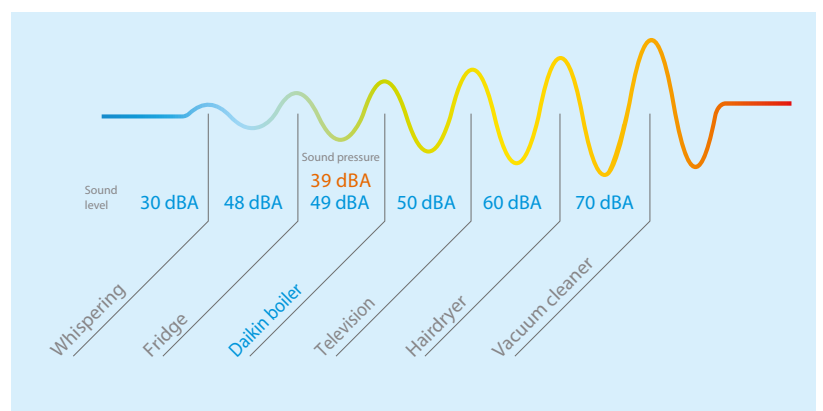
Energy Class A adheres to European ERP Standards.



### Silence

Sound power: 49 db(A): The sound power is the sound level heard when you are close to the unit. The sound level is similar to a dishwasher operating in an adjacent room.

Sound Pressure: 39 db(A): The sound pressure is the sound level heard when you are standing 1 meter from the unit. The sound level is akin to the quiet environment of a library.





## Best for your home with compact dimensions



**Capacity**  
T-Model: 12-18-24-28-35 kW.  
C-Model: 24-28-35 kW.



**Compact size**  
Measuring only 0.06 m<sup>3</sup>, this slim, state-of-the-art design combines power with aesthetics.



**Modulation**  
The device can drop down to 3 kW with a modulation ratio of 1:8. This ensures minimal energy is consumed during start/stop operations.



**High energy class**  
Efficiency class according to EU Ecodesign Lot1 (A).



**Full condensation**  
Latent heat from the flue gas is obtained and added to the system, leading to both increased efficiency and energy savings.



**Lambda Gx system**  
Superior combustion technology delivers unparalleled efficiency and energy savings.



**Comfort mode**  
The DK combi boiler is designed to provide optimal comfort levels.



**Premix combustion**  
Achieves an efficient combustion process by creating the perfect combination of air and gas before it reaches the burner.



**Electrical Protection**  
Safe combi boiler with a protection class of IP5D.



**Lcd display**  
Eye-catching and user-friendly design.



**Efficiency**  
Achieves up to 109% efficiency with full condensation.



**Double heat exchanger**  
The device uses a Daikin-specific main exchanger equipped with in-house technology and a stainless steel domestic water exchanger.



**Frequency controlled pump**  
The frequency control monitors power consumption to boost efficiency and save energy.



**Easy maintenance**  
Details in design allows for easy maintenance.



**Quiet**  
Delivers a very low sound level that reflects the new EU standards.



**Onecta App**  
Control your indoor unit from any location via app (optional LAN adapter).



**Thermo regulation**  
The device runs the system based on data obtained from the outside temperature sensor and room thermostat.

# Daikin Altherma 3 C Gas

Supremely compact gas condensing boiler providing heating and hot water

- › Very compact unit and flexible in use: possible to install in nearly all room conditions (inside the house as well as outside) thanks to freeze protection for water piping
- › Easy to service: all parts are accessible by only removing the front panel
- › High heating efficiency up to 109%
- › High modulating range 1:8: the capacity is adapted based on the required heat load of the house from 3 to 24 kW and 5 to 35 kW
- › Combine it with solar heating for even better energy efficiency
- › C-model: The combi model means that the boiler has a plate heat exchanger to provide instant domestic hot water
- › T-model (tank): The tank model means that the boiler does not have a plate heat exchanger. Domestic hot water is provided by an external storage tank heated by the boiler
- › A1 model means that the filling loop is internal
- › A4 model means that the filling loop is external















up to

More details and final information can be found by scanning or clicking the QR codes.

Indoor unit				D2	TND012A4A	TND018A4A	TND024A4A	TND028A4A	TND035A4A	CND024A1A	CND028A4A	CND035A1A	
Central heating	Heat input Qn (net calorific value)	Nom	Min/Max	kW	2.90 / 11.20	2.90 / 17	2.90 / 23.50	4.80 / 27	4.80 / 34	2.90 / 23.5	4.80 / 27	4.80 / 34	
	Heat input Qn (gross calorific value)	Nom	Min/Max	kW	3.20 / 12.40	3.20 / 18.90	3.20 / 26.10	5.30 / 30	5.30 / 37.80	3.20 / 26.10	5.30 / 30	5.30 / 37.80	
	Output Pn at 80/60 °C	Min/Nom		kW	2.80 / 10.90	2.80 / 16.60	2.80 / 22.80	4.60 / 26.30	4.60 / 33.20	2.80 / 22.80	4.60 / 26.30	4.60 / 33.20	
	Output Pnc at 50/30 °C	Min/Nom		kW	3.10 / 12	3.10 / 18	3.10 / 24	5.20 / 28.20	5.20 / 35	3.10 / 24	5.20 / 28.20	5.20 / 35	
	Water pressure (PMS)	Max		bar	3								
	Water temperature	Max		°C	100								
	Efficiency	Net calorific value		%	98.60	98.20	97.90	98.20		97.90	-	-	
	Operation range	Min/Max		°C	30 / 80								
	Piping connections				19 (3/4") Male								
	Domestic hot water	Heat input (net calorific value) Qnw	Nom	Min/Max	kW	2.90 / 11.20	2.90 / 17	2.90 / 23.50	4.80 / 29.50	4.80 / 34	2.90 / 23.50	4.80 / 29.50	4.80 / 34
Heat input (gross calorific value) Qnw		Nom	Min/Max	kW	3.20 / 12.40	3.20 / 18.10	3.20 / 26.10	5.30 / 32.70	5.30 / 37.70	3.20 / 26.10	5.30 / 32.70	5.30 / 37.70	
Domestic hot water threshold				L/min	-				2.50		2		
Temperature		Factory setting		°C	50								
Operation range		Min/Max		°C	35 / 60								
Gas	Gas connection diameter			mm	19 (3/4") Male								
	Consumption (G20)	Min/Max		m³/h	0.31 / 1.18	0.31 / 1.80	0.31 / 2.48	0.511 / 2.89	0.511 / 3.63	0.31 / 2.48	0.511 / 2.89	0.511 / 3.63	
	Consumption (G25)	Min/Max		m³/h	0.36 / 1.38	0.36 / 2.09	0.36 / 2.89	0.59 / 3.32	0.59 / 4.19	0.36 / 2.89	0.59 / 3.32	0.59 / 4.19	
	Consumption (G31)	Min/Max		m³/h	0.12 / 0.46	0.12 / 0.69		0.20 / 1.10	0.20 / 1.38	0.12 / 0.96	0.20 / 1.10	0.20 / 1.38	
Supply air	Connection			mm	100								
	Concentric				Yes								
Flue gas	Connection			mm	60								
	Space heating			%	93								
Space heating	General			ηs (Seasonal space heating efficiency)	A								
	General			Seasonal space heating eff. class	A								
Domestic hot water heating	General			Declared load profile	-				XL				
	General			ηwh (water heating efficiency)	-				84		83		
Casing	General			Water heating energy efficiency class	-								
	Casing			Colour	Titanium White (RAL9003)								
Dimensions	Material				Sheet metal		Powder painted galvanised steel plate		Sheet metal		Powder painted galvanised steel plate		
	Unit	HeightxWidth x Depth	Casing	mm	590x400x256		690x440x295		590x400x256		690x440x295		
Weight	Unit	Empty	kg	27		36		27		37			
Power supply	Phase/Frequency/Voltage			Hz/V	1 ~ /50/230		1 ~ /50/230		1 ~ /50/230		1 ~ /50/230		
Electrical power consumption	Max.			W	86		92 112		86		92 112		
	Standby			W	3.50		2.70		3.50		2.70		

# Options

Category		Description	Material Nr
Controllers		Outdoor sensor	150042
		Solar Temperature Sensor	DRSLRTESENSAA
		Daikin OT+ room thermostat	DOTROOMTHEAA
		Communication gateway	DRGATEWAYAA
System control - Cascade		Cascade Controller (E8.5064 V1)	DRCASCACONTAA
		Zone Controller (E8.1124)	DRZONECCONTAA
		CoCo OT-CAN Adapter	DRCOCOADPTRAA
		Lago CAN BUS room thermostat	DRCBROOMTHEAA
		Flow temperature sensor (Cascade)	DRFLWTESENSAA
		Outdoor temperature sensor (Cascade)	DRODRTESENSAA
		Storage Tank Temperature Sensor (Cascade)	DRSTKTESENSAA
Flue gas		Connector Elbow PP 60/100 + MP(0 mm)	DRMEEA60100BA
		Twin Box Adapter 80/80 + MP(0 mm)	DRDECOP8080BA
		Vert. Conn. 60/100-80/125 + MP(0 mm)	DRDECO80125BA
Mechanical		Cover plate (12-18-24 kW)	DRCOVERPLATAA
		Cover plate (28-35 kW)	DRCOVERPLA2AA
		Antifreezing set	DRANTIFREEZAB
Valve kit		Valve Kit C1 - 90° valves	DRVALVEKIC1AA
		Valve Kit C2 - 90° valves	DRVALVEKIC2AA
		Valve Kit T1 - 90° valves	DRVALVEKIT1AA
		Valve Kit T2 - 90° valves	DRVALVEKIT2AA
Pump Groups & Other		Seperator for mud and magnetit	SAS1 156021
		Seperator for mud and magnetit	IT.DEFANG-TP
		Seperator for mud and magnetit	IT-DEFANG-OT
		Unmixed Pump Group	DRUPUMPGRUPAA
		Mixed Pump Group	DRMPUMPGRUPAA
For service		Service box	DRSERVCBOX1AA - 5020177



# Daikin Altherma 3 C Gas (D2CNL)

Base model - Wall mounted gas condensing boiler

The new gas condensing boiler D2CNL-A1A integrates what is essential: neat design, ease of use and installation to provide heating and hot water.

## Neat design

The product enjoys the black and white design DNA introduced with the third generation of Daikin Altherma products. Its dimensions and weight make it one of the most compact product of its category.

## All-in-one comfort

The product provides space heating and instantaneous domestic hot water without tank, both with an A energy label.



## As simple as A+B

The product is really simple to control via its interface. It is also very easy to install and service since all parts are available from the front.



# Daikin Altherma 3 C Gas

Supremely compact gas condensing wall mounted boiler  
providing heating and hot water

- › Easy to service: all parts are accessible by only removing the front panel
- › Very compact unit and flexible in use: possible to install in nearly all room conditions (inside the house as well as outside) thanks to freeze protection for water piping









More details and final information can be found by scanning or clicking the QR codes.



D2CNL-A1A



Indoor unit		D2		CNL024A1A	
Central heating	Heat input Qn (net calorific value)	Nom	Min/Max	kW	4 / 23.50
	Heat input Qn (gross calorific value)	Nom	Min/Max	kW	4.40 / 26.10
	Output Pn at 80/60°C	Min/Nom		kW	3.80 / 22.80
	Output Pnc at 50/30°C	Min/Nom		kW	4.40 / 24
	Water pressure (PMS)	Max		bar	3
	Water temperature	Max		°C	100
	Operation range	Min/Max		°C	30 / 80
Domestic hot water	Heat input (net calorific value) Qnw	Nom	Min/Max	kW	4 / 25.50
	Heat input (gross calorific value) Qnw	Nom	Min/Max	kW	4.40 / 28.30
	Domestic hot water threshold			L/min	2.30
	Temperature	Factory setting		°C	50
	Operation range	Min/Max		°C	35 / 60
Gas	Consumption (G20)	Min/Max		m <sup>3</sup> /h	0.40 / 2.50
Supply air	Connection			mm	100
	Concentric				Yes
Flue gas	Connection			mm	60
Space heating	General	Seasonal space heating efficiency class			A
		$\eta_{s}$ (Seasonal space heating efficiency)		%	93
Domestic hot water heating	General	Declared load profile			XL
		Water heating energy efficiency class			A
		$\eta_{wh}$ (water heating efficiency)		%	87
Casing	Colour				Titanium White (Ral9003)
	Material				Powder painted galvanised steel plate
Dimensions	Unit	HxWxD	Casing	mm	590x400x256
Weight	Unit	Empty		kg	27
Power supply	Phase/Frequency/Voltage			Hz/V	1 ~ /50/230
Electrical power consumption	Max.			W	100
	Standby			W	3

Category	Description	Material Nr
Valve Kit	 Valve Kit for Combi Boiler	DRVALVEKIC1AA
Wall Rack	 Wall Rack for small boilers	DRWALLRACK1AA
Cover Plate	 Bottom cover plate	DRCOVERPLATAA
Flue Gas	 Connector Elbow PP 60/100	DRMEEA60100BA
	 Twin Box Adapter 80/80	DRDECOP8080BA
	 Vert. Conn. 60/100-80/125	DRDECO80125BA

# Daikin Altherma C Gas W

High efficiency gas condensing boiler for heating and hot water

- › High efficiency gas condensing boiler
- › Top efficiency gas condensing boiler thanks to labyrinth fin heat exchanger for improved heat exchange
- › Low running costs for both heating and hot water thanks to new dual heat exchanger
- › Maximum heating comfort and domestic hot water when it is most needed
- › Quick, easy and compact installation thanks to our optional pre-assembled B-pack, containing all auxiliary components



More details and final information can be found by scanning or clicking the QR codes.



EHOBG-A



EHOB-AH



EKOMBG-A



EKOMB-AH



Indoor unit		EHOB			G12A	G18A	12AH	18AH	42AH
Central heating	Heat input Qn (net calorific value)	Nom	Min/Max	kW	3.80 / 12.50	5.60 / 18.70	3.50 / 11.80	5.60 / 18.70	7.80 / 42.50
	Heat input Qn (gross calorific value)	Nom	Min/Max	kW	4.20 / 13.90	6.20 / 20.80	3.90 / 13.10	6.20 / 20.80	8.70 / 47.20
	Output Pn at 80/60 °C	Min/Nom		kW	- / 12.20	- / 18.20	3.40 / 11.50	5.40 / 17.80	7.70 / 40.90
	Output Pnc at 50/30 °C	Min/Nom		kW		- / -	3.80 / 12	5.90 / 18.70	8.50 / 42.20
	Water pressure (PMS)	Max		bar	3				
	Water temperature	Max		°C	90				
Gas	Operation range	Min/Max		°C	30 / 90				
	Connection	Diameter		mm	15				
	Consumption (G20)	Min/Max		m³/h	0.36 / 1.30	0.58 / 1.94	0.36 / 1.22	0.55 / 1.94	0.81 / 4.41
	Consumption (G25)	Min/Max		m³/h	0.42 / 1.50	0.67 / 2.25	0.42 / 1.42	0.64 / 2.25	0.94 / 5.10
Supply air	Consumption (G31)	Min/Max		m³/h	0.14 / 0.49	0.22 / 0.74	0.14 / 0.47	0.21 / 0.74	0.31 / 1.68
	Concentric				60 / 100				
Flue gas	Connection			mm	60				
Space heating	General	ηs (Seasonal space heating efficiency)		%	92			91	
		Seasonal space heating eff. class			A				
Casing	Colour				White - RAL9010				
	Material				Precoated sheet metal				
Dimensions	Unit	HeightxWidthxDepth	Casing	mm	590x450x240				710x450x240
Weight	Unit	Empty		kg	30				36
Power supply	Phase/Frequency/Voltage			Hz/V	1 / 50 / 230				
Electrical power consumption	Max.			W	80				135
	Standby			W	2				4

Indoor unit		EKOMB			22AH	28AH	33AH	G22A	G28A	G33A
Central heating	Heat input Qn (net calorific value)	Nom	Min/Max	kW	5.60 / 18.70	7.10 / 23.70	7.20 / 27.30	5.50 / 23.30	7.10 / 29.10	7.60 / 32.70
	Heat input Qn (gross calorific value)	Nom	Min/Max	kW	6.20 / 20.80	7.90 / 26.30	8 / 30.30	6.10 / 25.90	7.90 / 32.30	8.40 / 36.30
	Output Pn at 80/60 °C	Min/Nom		kW	- / 17.80	- / 22.80	- / 26.30	- / 22.70	- / 28.40	- / 32.10
	Water pressure (PMS)	Max		bar	3					
Domestic hot water	Water temperature	Max		°C	90					
	Heat input (net calorific value) Qnw	Nom	Min/Max	kW	5.60 / 22.10	7.10 / 28	7.20 / 32.70	5.50 / 23.30	7.10 / 29.10	7.60 / 32.70
	Heat input (gross calorific value) Qnw	Nom	Min/Max	kW	6.20 / 24.60	7.90 / 31.10	8 / 36.30	6.10 / 25.90	7.90 / 32.30	8.40 / 36.30
	Domestic hot water threshold			L/min	2			-		2
	Temperature	Factory setting		°C	60					
	Operation range	Min/Max		°C	40 / 65					
Gas	Connection	Diameter		mm	15					
	Consumption (G20)	Min/Max		m³/h	0.58 / 2.29	0.74 / 2.91	0.75 / 3.39	0.58 / 2.42	0.74 / 3.02	0.79 / 3.39
	Consumption (G25)	Min/Max		m³/h	0.67 / 2.65	0.85 / 3.26	0.86 / 3.93	0.62 / 2.82	0.84 / 3.46	0.89 / 3.92
	Consumption (G31)	Min/Max		m³/h	0.22 / 0.87	0.28 / 1.11	0.28 / 1.29	0.21 / 0.94	0.29 / 1.19	0.30 / 1.29
Supply air	Concentric				60 / 100					
Flue gas	Connection			mm	60					
Space heating	General	ηs (Seasonal space heating efficiency)		%	91	92	93	91	92	93
		Seasonal space heating eff. class			A					
Domestic hot water heating	General	Declared load profile			L	XL		L	XL	
		ηwh (water heating efficiency)		%	78	81		90	83	84
Casing	Water heating energy efficiency class				A					
	Colour				White - RAL9010					
Dimensions	Material				Precoated sheet metal					
	Unit	HeightxWidth x Depth	Casing	mm	590x450x240	650x450x240	710x450x240	590x450x240	650x450x240	710x450x240
Weight	Unit	Empty		kg	30	33	36	30	33	36
Power supply	Phase/Frequency/Voltage			Hz/V	1 ~ /50/230					
Electrical power consumption	Max.			W	80					
	Standby			W	2					

(1) Setpoint 40 °C (2) Setpoint 60 °C

# Options

Type	Material name	Condensing boilers								
		EKOMB*				EHOB*				
		Combi 22kW TOP Grade	Combi 22kW HIGH Grade	Combi 28kW TOP Grade	Combi 28kW HIGH Grade	Combi 33kW	H/O 12kW	H/O 18 kW	H/O 42kW	
<b>Controllers</b>	Rf-wlan converter	EKRFLAN1A	•	•	•	•	•	•	•	•
	Dongle set	EKDS1A	•	•	•	•	•	•	•	•
<b>Installation</b>	Cover plate 35	EKCP1A	•	•	•	•	•	•	•	•
	Solar water heater connection set	EKSH1A	•	•	•	•	•	•	•	•
<b>Sensor</b>	Outdoor sensor	EKOSK1A	•	•	•	•	•	•	•	•
<b>Valve</b>	Valve kit (IT, ES, CZ, GR, PL, PT)	EKVK4A	•	•	•	•	•	•	•	•
	Valve kit (DE)	EKVK5A						•	•	
	Valve kit (DE)	EKVK6A	•	•	•	•	•			
	Valve kit 3-way	EK3WV1A	•	•	•	•	•	•	•	•
<b>B-pack</b>	B-pack for combi (IT, ES, CZ, GR, PL, PT)	EKFJS1A	•	•					•	•
	B-pack for combi (IT, ES, CZ, GR, PL, PT)	EKFJM1A			•	•				
	B-pack for combi (IT, ES, CZ, GR, PL, PT)	EKFJL1A						•		•
	B-pack for combi (FR, BE)	EKFJS2A	•	•						
	B-pack for combi (FR, BE)	EKFJM2A			•	•				
	B-pack for combi (FR, BE)	EKFJL2A						•		•
	B-pack for combi (UK)	EKFJS3A	•	•						
	B-pack for combi (UK)	EKFJM3A			•	•				
	B-pack for combi (UK)	EKFJL3A						•		
	B-pack for combi (DE)	EKFJS4A							•	•
	B-pack for combi (DE)	EKFJS6A	•	•						
	B-pack for combi (DE)	EKFJM6A			•	•				
	B-pack for combi (DE)	EKFJL6A								•
<b>Propane set</b>		EKHV075787	•							
		EKPS075867					•	•		•
		EKPS075877	•							
		EKPS075917							•	
<b>Conversion set</b>		EKPS076197							•	
		EKPS076207	•							•
		EKPS076217		•	•					•
		EKPS076227		•					•	•
<b>Flue gas</b>	Flue gas non return flap (flue gas cascade)	EKFGF1A	•	•	•	•	•	•	•	•
	Horizontal straight flue terminal (low profile) (UK)	EKFGP1A	•		•			•		
<b>Others</b>	Concentric connection (Ø 80/125)	EKHV090717								
	Eccentric connection (Ø 80)	EKHV090707								
	Adaptor set concentric 60/100	EKAS1A	•	•	•	•	•			

# Flue-gas evacuation system

## Hybrid heat pump



Daikin Altherma Hybrid

## Wall mounted gas condensing boilers



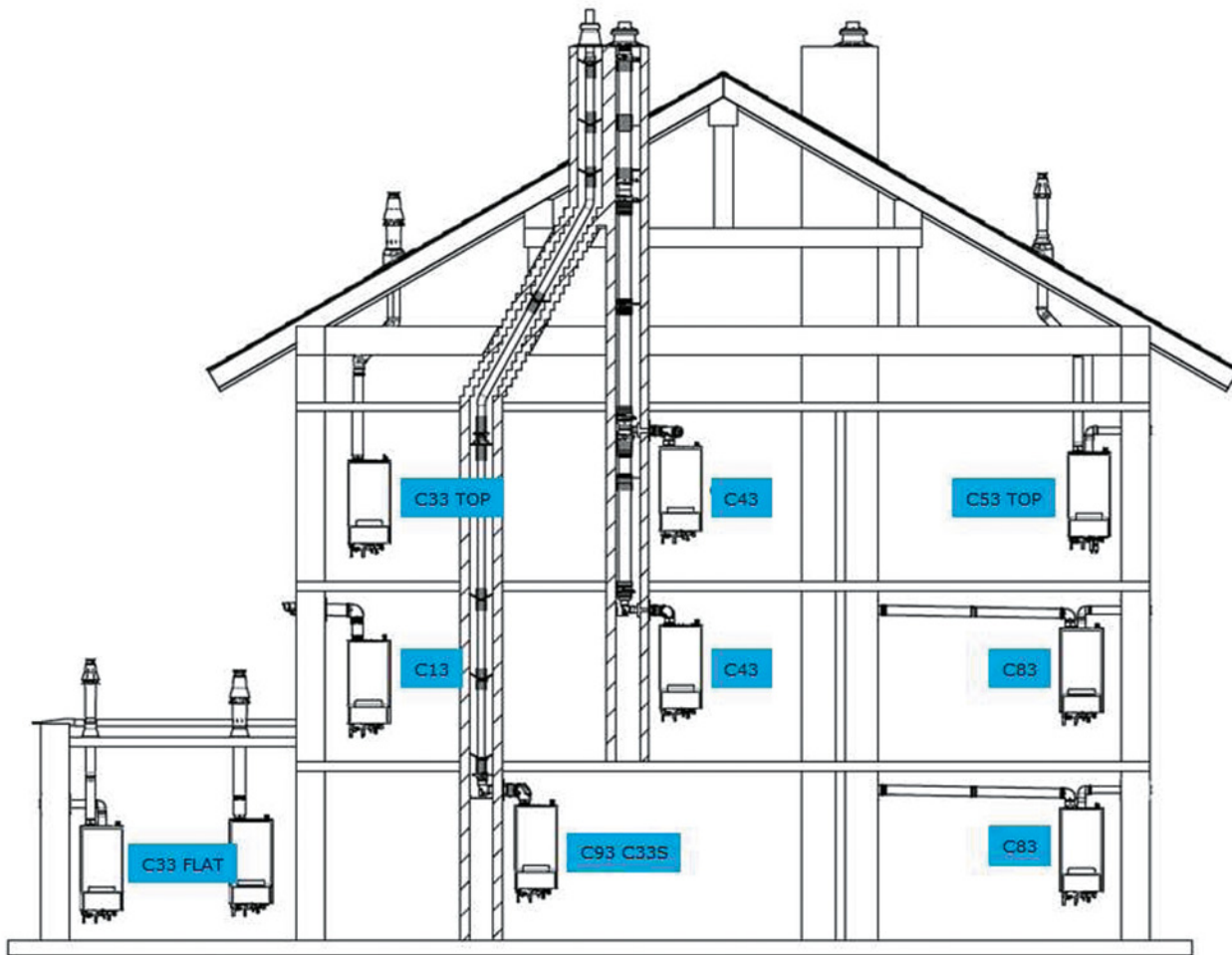
Daikin Altherma C Gas W



Daikin Altherma 3 C Gas W

# Overview of Daikin Altherma C Gas W and Daikin Altherma R/H Hybrid

Your guarantee of proper operation, especially in terms of the noise level of our heat generators, depends on the use of our own brand of flue-gas evacuation systems. All our condensing gas- and oil-fired boilers are optimized and adjusted for this use.



**1-8** Variants for Daikin Altherma C Gas W and Daikin Altherma R/H Hybrid

**CA** Air (combustion) inlet

**FG** Flue gas

**RV** Ventilation

**B<sub>xx</sub>** Type CEN/TR1749:2009 for operation dependent on ambient air

**C<sub>xx</sub>** Type CEN/TR1749:2009 for suction operation

**a** Variant for suction connection (flue gas/concentric air inlet)

**b** Variant for partial suction connection (flue gas/separated air inlet)


**c** Variant for connection dependent on ambient air

**d** Ventilated vertical flue ducts with fire-resistance duration of 90 minutes (30 minutes for low-rise buildings). Respect the locally applicable standards!

**e** Ventilation opening (1 x 150 cm<sup>2</sup> or 2 x 75 cm<sup>2</sup>)

**f** Ventilation (150 cm<sup>2</sup>)

- › All flue-gas ducts approved for condensing operation can be installed – an adapter may be needed
- › Requirements according to EN 14471: Temperature class T 120, pressure class P1, condensate consistence class W, corrosion-resistance class 2



## Selection tool

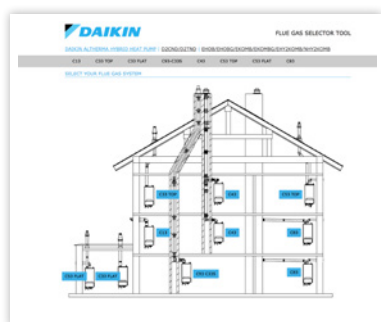
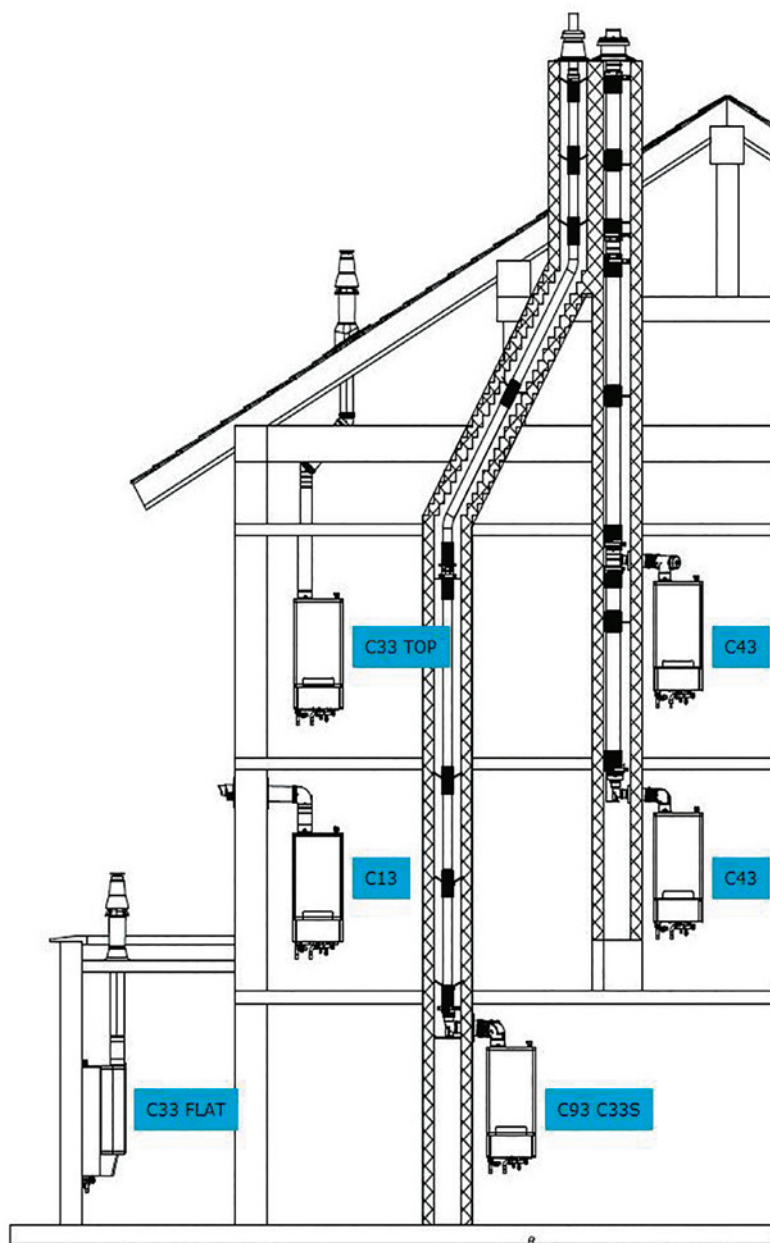
You can determine the optimal solution for your projects using the software for selecting smoke-evacuation accessories.

You can specify suitable flue-gas accessories (obligatory and necessary), depending on the products selected and the installation configurations.

You can also opt to make your selection online using our tool at <http://fluegas.daikin.eu>



## Overview of Daikin Altherma C Gas W and Daikin Altherma R/H Hybrid



### Selection tool


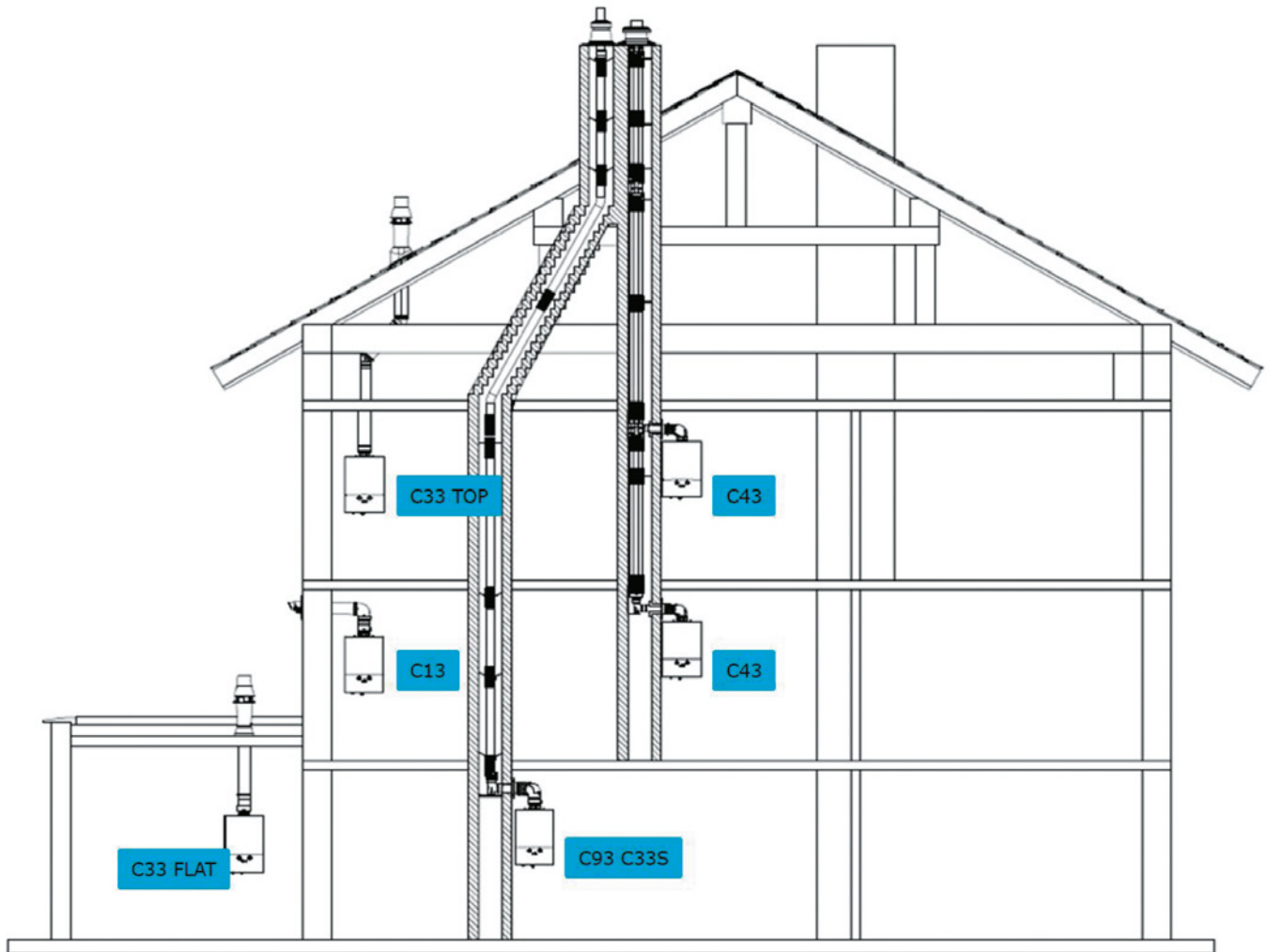
You can determine the optimal solution for your projects using the software for selecting smoke-evacuation accessories.

You can specify suitable flue-gas accessories (obligatory and necessary), depending on the products selected and the installation configurations.

You can also opt to make your selection online using our tool at <http://fluegas.daikin.eu>



# Overview of Daikin Altherma 3 C Gas W



## Selection tool

You can determine the optimal solution for your projects using the software for selecting smoke-evacuation accessories.

You can specify suitable flue-gas accessories (obligatory and necessary), depending on the products selected and the installation configurations.

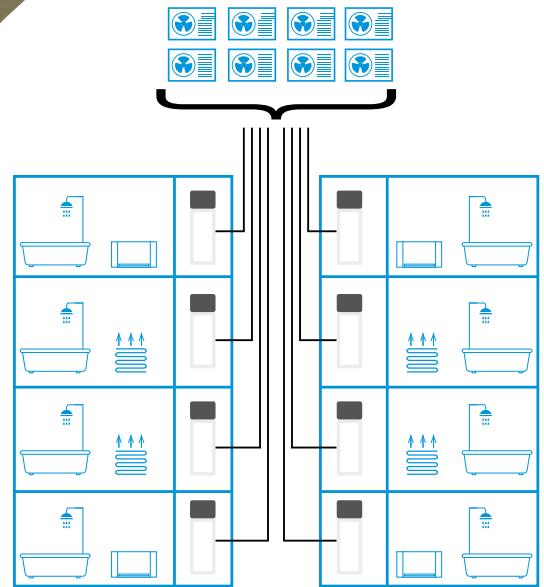
You can also opt to make your selection online using our tool at <http://fluegas.daikin.eu>





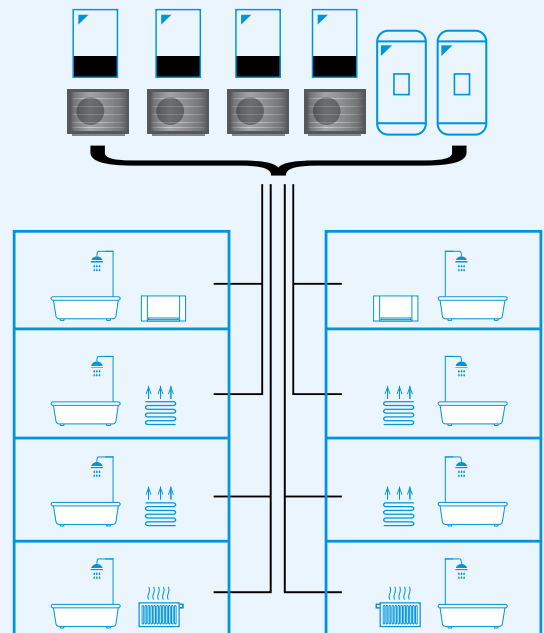
P. 214

## Decentralised



## Centralised

P. 215



# Daikin solutions for collective buildings

Thanks to a wide range of individual heat pumps, Daikin has always been present in collective buildings with decentralised solutions.

With the long lasting Daikin Altherma Flex Type series, a central solution for hot water production is also part of the portfolio.

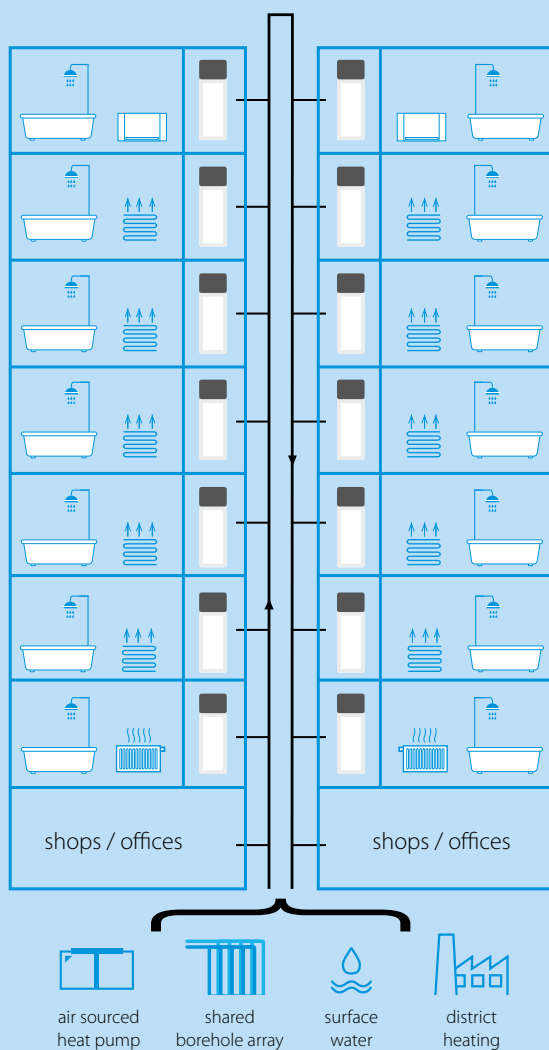
Recently, Daikin Altherma 3 WS was launched: a dedicated water loop solution for high-rise buildings.

In that way, Daikin provides multiple flexible solutions for collective buildings.



# Semi-centralised: Water loop

P. 218





# Collective solutions

Decentralised solutions	214
Centralised solutions	215
Daikin Altherma R Flex Type HT HW	216
Water loop	218
Daikin Altherma 3 WS	218



Check out our collective solutions on:  
[https://collectivehousing.daikin.eu/  
en-GB/high-rise](https://collectivehousing.daikin.eu/en-GB/high-rise)





# Decentralised solutions

In a decentralised set-up, each apartment of the building is equipped with an individual heat pump. The end customer has total control over it's system and consumption. The outdoor unit is often installed on the balcony, or on the roof.

## A large choice of Daikin solutions

Thanks to a wide range of heat pumps, Daikin is able to provide multiple solutions decentralised applications in apartments buildings.

In each apartment, an individual product is installed: air-to-water split heat pump, a hybrid heat pump...

### Inside the apartment:

In decentralised solutions, only an indoor unit can be found inside the apartment. Usually installed in a technical or utility room, it takes as much as space as other household appliances such as a washing machine.

It allows the end-user to totally control its energy consumption and answers its needs in the most efficient way, whether it is for space heating, cooling or domestic hot water..

### Outside the apartment:

The heat pump outdoor unit can be installed in different locations in order to save as much space as possible.

For example, on a balcony:



Or on the roof:





Centralised applications integrate a central source of energy for heating and hot water. Cascade solution is a type of centralised system in which one outdoor unit supplies energy to multiple apartments. Each apartment still includes an indoor unit as control center.

## ✓ Another purpose for Daikin high capacity heat pumps

In a cascade solution, one larger capacity outdoor unit provides energy to multiple apartments. This larger outdoor unit ranges from 11 to 18 kW class, compared to individual heat pumps up to 8 kW. Each outdoor unit is connected to the other in order to form a central source of energy that is suitable for a total of up to 50 kW. Specific rules apply for the installation of such a system.

### Applicable units

- Daikin Altherma 3 H HT + wall mounted indoor unit
- Daikin Altherma 3 R + wall mounted indoor unit
- Daikin Altherma 3 M monobloc
- Daikin Altherma Flex HT for DHW production only

### Hydrosplit connection

With Daikin Altherma 3 H HT, you only get water connections to install the outdoor and the indoor units.

The unit is available in class 14, 16 and 18 kW and delivers a LWT up to 70°C, fitting with radiators.



### Refrigerant connection

Daikin Altherma 3 R refrigerant split unit is available in class 11, 14 and 16 and delivers a LWT under 60°C.

The possibility to run low LWT allows for further energy saving by using underfloor heating or heat pump convectors as heating or cooling emitters.



### Monobloc

Daikin Altherma 3 M also runs low LWT under 60°C. The monobloc has the extra advantage to save space inside: indeed no indoor unit is necessary if the domestic hot water tank is installed in the communal space.



### Cascade controller

Daikin provides a universal centralised controller for cascade EKCC8-W to be used in combination with the gateway DCOM-LT/IO.

The DCOM gateway is an interface for the BMS integration. It offers:

- Modbus communication including the compatibility with EKCC8-W for sequencing applications
- Voltage control
- Modbus control



# Daikin Altherma R Flex Type HT HW

## Why choose a Daikin Altherma HT Flex Type?

Daikin Altherma HT Flex Type is a centralised solution ideal for large requirements of domestic hot water like apartment buildings or commercial spaces.

### ✓ Comfort

#### Domestic hot water

- › Equipped with air-to-water heat pump technology
- › Best system to meet high demands for hot water
- › Using renewable energy from the heat pump, the system can heat the hot water tank up to 75 °C without using an electric heater

### ✓ Energy efficiency

- › High energy efficiency achieves high sustainability and low operation costs
- › Inverter compressor continuously adjusts the compressor speed to meet actual demand. Fewer power-consuming starts and stops result in decreased energy consumption (up to 30%) and more stable temperatures

### ✓ Reliability

#### Modular system

One or more outdoor units can be connected to several indoor units (maximum 10 indoor units per outdoor unit)



# Daikin Altherma R Flex Type HT HW

- › Low energy bills and low CO<sub>2</sub> emissions
- › Easy installation and maintenance
- › Customised to meet your building's needs:  
up to 10 indoor units can be connected to 1 outdoor unit



More details and final information can be found by scanning or clicking the QR codes.



Outdoor Unit		EMRQ		8AB	10AB	12AB	14AB	16AB
Heating capacity	Nom.	kW		22.40 (1)	28 (1)	33.60 (1)	39.20 (1)	44.80 (1)
Seasonal efficiency	Domestic hot water heating	General climate	Declared load profile	XL				
			η <sub>wh</sub> (water heating efficiency)	93		83.70		93
			Water heating energy efficiency class	A				
Casing	Colour	Daikin White						
	Material	Painted galvanized steel plate						
Dimensions	Unit	HeightxWidthxDepth		1,680x1,300x765				
Weight	Unit	kg		331		339		
Operation range	Domestic hot water Ambient	Min. ~ Max.		-20 ~ 35				
Refrigerant	Type	R-410A						
	GWP	2,087.5						
	Charge	kg		10.30	10.60	10.80	11.10	
		TCO <sub>2</sub> eq		21.50	22.10	22.50	23.20	
Piping connections	Liquid	OD	mm	9.52		12.7		
	Suction	OD	mm	19.10	22.20		28.60	
	High and low pressure gas	OD	mm	15.90	19.10		22.20	
	Piping length	OU - IU	Max.	m	100			
System		Equivalent	m	120				
Total piping length		System	Actual	300				
Sound power level	Heating	Nom.	dBA	78	80		83	84
Sound pressure level	Heating	Nom.	dBA	58	60		62	63
Power supply	Phase/Voltage		V	3 ~ /380-415				
Current	Recommended fuses		A	20	25		40	

(1) Condition: Ta=7 °CDB/6 °CWB, 100% connection ratio  
This product contains fluorinated greenhouse gases.

## Options

Type	Material name	EMRQ-AB	
Drain	Central drain pan kit	KWC25C450	•
	Refnet header	KHRQ(M)22M29H8	•
	Refnet header	KHRQ(M)22M64H8	•
Refnet	Refnet joint	KHRQ(M)22M20T8	•
	Refnet joint	KHRQ(M)22M29T8	•
	Refnet joint	KHRQ(M)22M64T8	•

# Water loop solution Daikin Altherma 3 WS



**Daikin Altherma 3 WS for Collective Housing provides an innovative approach to reducing the carbon footprint of apartment buildings. Individual heat pumps deliver economical heating, hot water and optional cooling for each apartment connected via a central water loop. So use of renewable energy is optimised and heat losses in distribution are minimised, improving the environmental performance of the apartment building.**

The number of people living in urban areas is continuously increasing in the recent years. Multi-family dwellings in Europe are a good portion of the European building stock. Especially if we consider that, in 2018, 46.0 % of the EU-27 population lived in flats. (\*) Therefore, apartment buildings are among the most relevant contributors to the energy consumption and CO<sub>2</sub> emissions of the EU building sector.

As a consequence, the higher demand for living space makes the collective building sector grow in the future cities. Building sector plays a significant role for the energy consumption as it represents 40% of energy used in the EU.

New European Directives are driving the efficiency of modern buildings in order to reach future goals. In this perspective, heat pumps play a key role to achieve these goals not only in single dwellings but also in multi-family apartment buildings.

Daikin, the innovation leader for more than 90 years, takes the challenge in multi-family apartment building to apply full renewable solutions based on in-house heat pump technology. From low to high-rise apartment buildings, from individual to centralised heating systems, from retrofit to new built Daikin has the units, the experience and the solution for you.

(\*) [https://ec.europa.eu/eurostat/statistics-explained/index.php?title=Living\\_conditions\\_in\\_Europe\\_-\\_housing\\_quality](https://ec.europa.eu/eurostat/statistics-explained/index.php?title=Living_conditions_in_Europe_-_housing_quality)



# Efficiency and environmental performance all in one

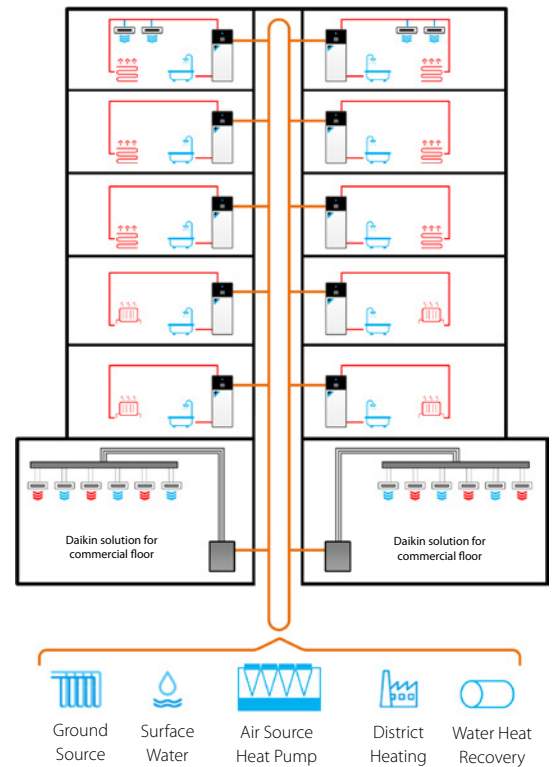
## Individual heat pumps connected to a central loop

This innovative system consists of a network of heat pumps connected to a common central water loop. In each apartment is a Daikin Altherma 3 WS unit - a high-efficiency water-to-water heat pump with integrated domestic hot water (DHW) tank.

The heat pump in each apartment works independently, but is connected to a common central water loop to form a communal system. The central water loop must be maintained between +10°C and below +30°C. Thanks to this wide temperature range, the central water loop can be warmed/or cooled via several different means:

- › Ground or air source heat pump
- › Shared ground array, borehole or thermal piles
- › Surface water source such as a river, canal or seawater
- › District heat network
- › Waste heat recovery

This offers the designer full flexibility to select the most appropriate form of renewable energy available to the site: ground, water or air



## Low ambient temperatures for minimal heat loss

This highly efficient heat pump network can provide economical heating, hot water and optional cooling for an entire apartment building at relatively low ambient water temperatures.

Compared with the high distribution losses that occur in typical communal heating systems - which lead to overheated buildings and wasted energy - the low ambient loop means that heat losses are reduced by more than 90%. Hence it is a much more economical solution, that reduces the carbon footprint of the entire building.

### Key system advantages:

- › Utilises renewable (or recovered) energy
- › Low carbon heat pump solution delivers significant CO<sub>2</sub> reductions over traditional systems
- › Low carbon solution helps reduce carbon offset payments
- › Energy centre not required, saving valuable space
- › Heating, hot water & cooling via a 2 pipe network offers capital savings over a traditional 4 pipe solution
- › Intuitive user controls and internet connectivity as standard
- › In-apartment heat pump has integrated back up heater, so heating & hot water is maintained in any eventuality.
- › Simplified connection with water loop thanks to the embedded pressure independent control, for automatic flow from the heat pump
- › Pressure rating of 16 bar (water loop side) to simplify installation in high-rise buildings: no need of pressure breakers up to 20 floors

# Designed to suit modern living



## Optimised for comfort

With a leaving water temperature up to 65°C and high efficiencies, the Daikin Altherma 3 WS is designed to ensure the lowest running costs and highest comfort levels for each apartment.



## Versatility by design

Daikin Altherma 3 WS is highly versatile and works with various heat emitters, such as radiators, underfloor heating, heat pump convectors or fan coil units for maximum design flexibility.



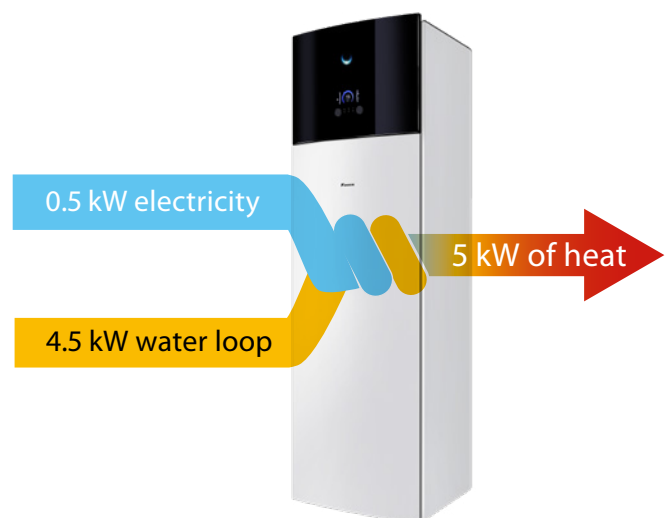
## All in one integrated model

The floor standing indoor unit with integrated DHW tank has a minimal footprint, utilising as little floorspace as possible.



## Delivering decarbonisation

Compared with a typical Combined Heat & Power (CHP) and boiler system often used in apartments, the Daikin Altherma 3 WS system delivers a reduction in carbon emissions of 143 tonnes.<sup>1</sup>



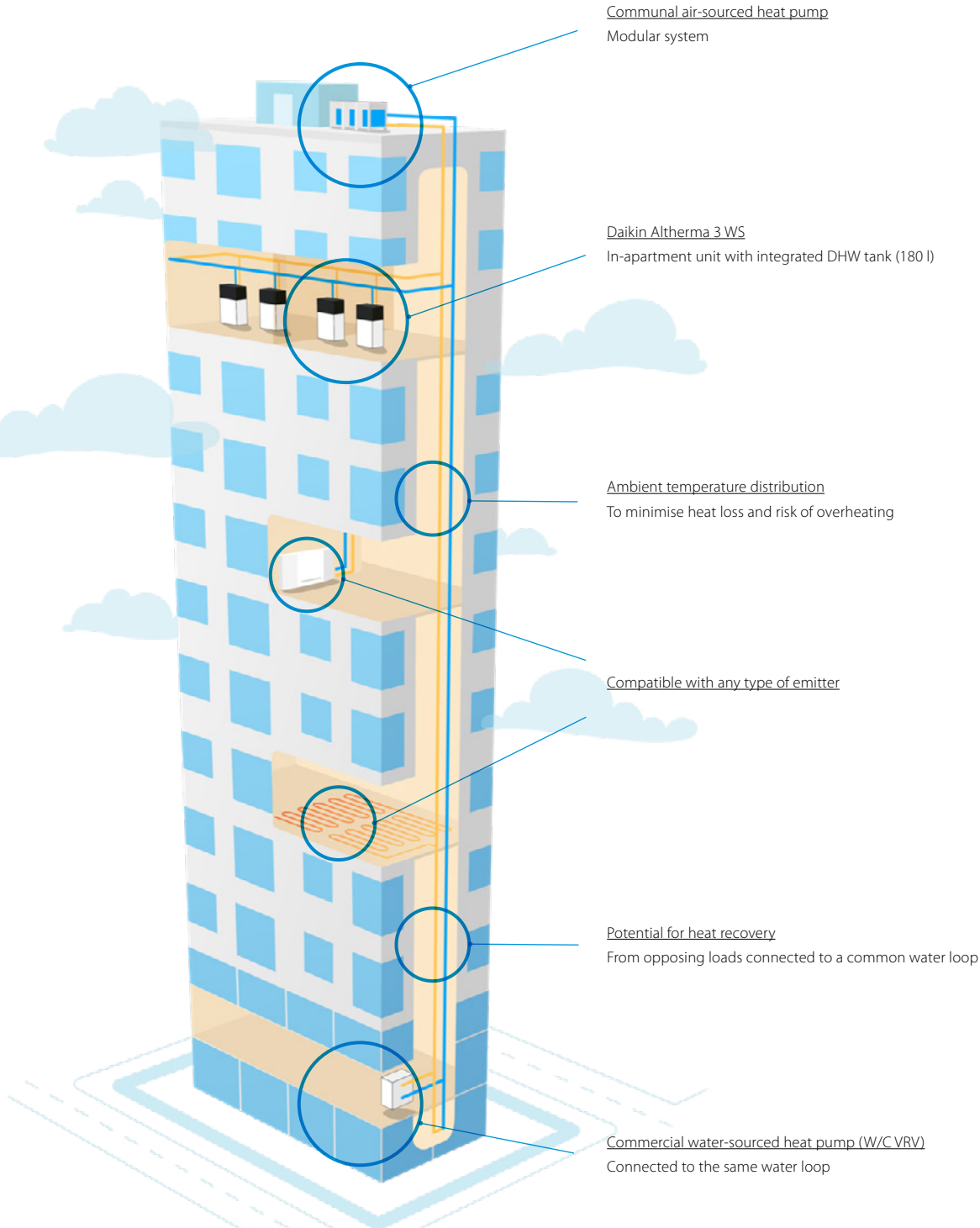


## Reduction in capital costs

With a low temperature water loop connected to a heat pump chiller on the roof or in the plant rooms, plus a Daikin Altherma 3 WS unit in each apartment linked to Daikin heat pump convectors or fan coil units, the total system will deliver lower carbon emissions compared with a typical heating system. This could reduce a developer's carbon offset payments, so delivering a low carbon heating and cooling system makes both excellent environmental and economic sense.

## BLUEEVOLUTION

Heat pump technology reduces carbon emissions compared with any traditional fossil fuel heating system. But the Daikin Altherma 3 WS goes further to reduce the Global Warming Potential (GWP) of system, as it features Daikin's Bluevolution technology which uses R-32 refrigerant. R-32 has a lower GWP than other refrigerants typically used in heat pump systems - and less refrigerant is required too - so it's more environmentally friendly overall.



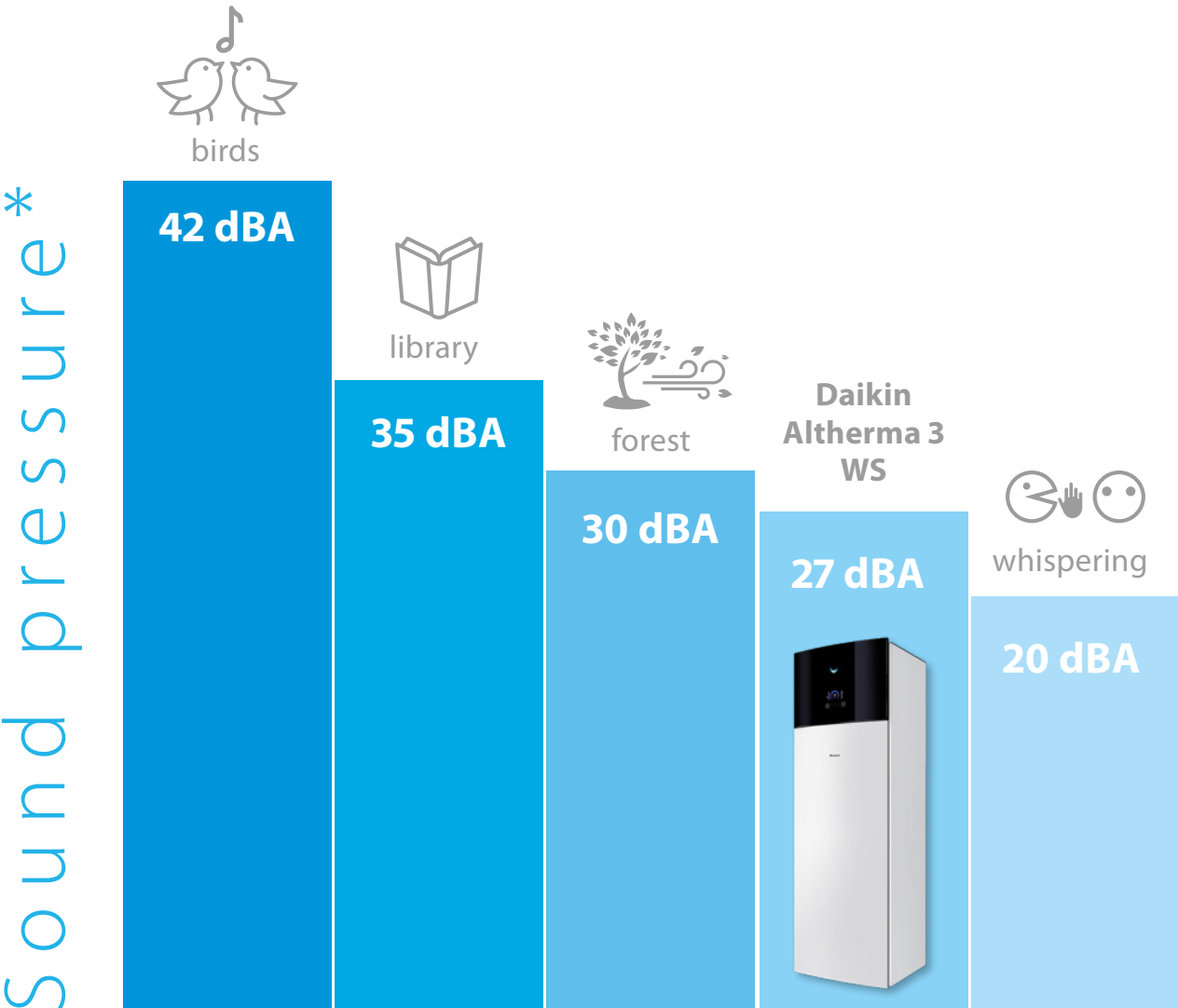
<sup>1</sup> Based on a block of 277 apartments with a Combined Heat & Power (CHP) system and Heat Interface Units (HIU) with CHP thermal efficiency of 48% and electrical efficiency of 32%, 60% CHP / 40% boiler, compared with a Heat Pump with a SCOP of 3.7 based on SAP2012

# Caring for customers' peace of mind

Daikin Altherma 3 WS promises almost silent operation, thanks to a specially designed swing compressor module, which limits vibrations and is sound insulated, to minimise noise levels.



Exceptionally quiet operation



\*at 1 meter.

Daikin offers a range of control options, so residents can enjoy full control of their heating system, anywhere, at any time.



## Smart control

Daikin' smart control offers the end user full control of the heating and hot water system, as well as saving money on energy bills, thanks to Daikin's modulating room control logic.

## Madoka for heating

Increase end user energy savings even further, with the elegant Madoka controller. Madoka ensures a more stable room temperature, by adjusting the water temperatures depending on room temperature requirement, as well as reducing on/off cycling times.



BRC1HHDW



BRC1HHDS



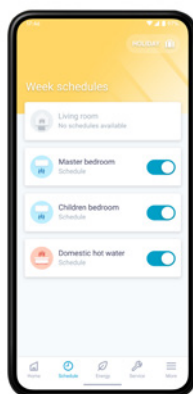
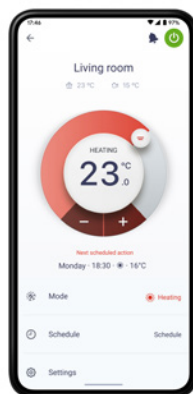
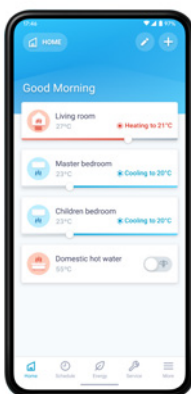
BRC1HHDK




- ✓ Sleek and elegant design
- ✓ Match any interior scheme
- ✓ Easy to use with intuitive controls



## Onecta app

The Daikin Residential Controller is a smart phone app that allows end users to monitor and control their heating system, whenever and wherever they wish.



-  Monitor the status of the heating system
-  Control the operation mode and set temperature
-  Schedule the set temperature and operation mode

# Quick and easy installation



Each apartment unit consists of a sealed R-32 low GWP heat pump, a highly insulated, integrated DHW tank and an electrical back up heater, so no F-gas qualifications are required to install and service the unit. Installation and servicing are quick and easy too, thanks to a small footprint, factory-fitted piping on top of the unit, and a swappable hydro module.

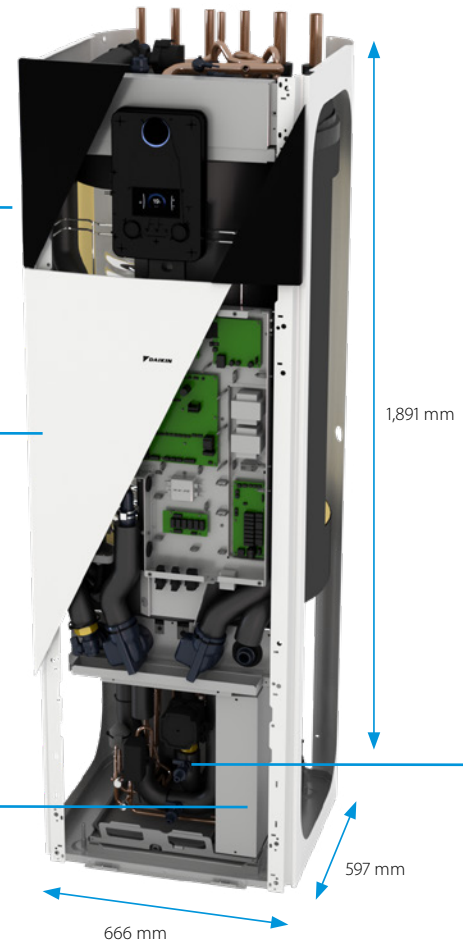


All pipe connections on top, paired in and out

Standard electrical connections pre-cabled



Removable compressor module reduces the overall weight by 70 kg



# Intuitive interface

## The Daikin Eye

The intuitive Daikin Eye shows in real time the status of the system.



### Blue:

When the Daikin Eye indicates a blue colour, it means the boiler is functioning properly. The Daikin Eye will flash on and off when it's running on stand by mode.



### Red:

When the Daikin Eye indicates a red colour, it means the boiler is out of commission and requires a maintenance check.



## Quick to configure

Log in and you'll be able to completely configure the unit via the new user interface in 9 steps. You can even check if the unit is ready for use by running test cycles. You can upload the settings on an USB stick and download it directly into the unit, or via the cloud.


## Easy operation

Work super-fast with the new user interface. It's easy to use with just a few buttons and two navigational knobs.

## Beautiful design

The user interface is especially designed to be very intuitive. The high contrasted colour screen delivers stunning and practical visuals that really help you as installer or service engineer.

Can be installed easily in confined spaces thanks to a small footprint and integrated handles



16 bar pressure rating of all hydraulic components on water loop side, to best fit high-rise buildings

Factory fitted pressure independant control valve for flow regulation from the common water loop (design flow: 9,6 L/min)




## A complete package from Daikin

The beauty of the Daikin Altherma 3 WS system is that each in-apartment heat pump can connect to a wide variety of heat emitters and controls, all of which can be provided as a complete package by Daikin. This ensures seamless integration and consistency of the heating solution within each apartment.

Similarly, the communal water loop can be powered by range of different heat pump solutions. And once again, Daikin can offer a wide range of water source heat pumps, 2 and 4 pipe air source heat pumps, in an even wider range of configurations, to provide the central energy source for the collective heating system.

So for a highly efficient system that reduces the carbon footprint and offset payments of your apartment building, Daikin has the total solution.





## EWSA(H/X)-D9W for Collective Housing

More details and final information can be found by scanning or clicking the QR codes.



EWSAH-D9W



EWSAX-D9W

Indoor Unit	EWSA			H06D9W	X06D9W
B0/W35	Heating capacity	Nom.	kW		6.44
	Power input	Max.	kW		1.67
	COP				3.85
W10/W35	Heating capacity	Nom.	kW		6.13
	Power input	Nom.	kW		1.15
	COP				5.33
W10/W55	Heating capacity	Nom.	kW		5.61
	Power input	Nom.	kW		1.72
	COP				3.27
W20 / W35	Heating capacity	Nom.	kW		6.17
	Power input	Nom.	kW		0.82
	COP				7.49
W20 / W55	Heating capacity	Nom.	kW		6.30
	Power input	Nom.	kW		1.48
	COP				4.26
W25 / W35	Heating capacity	Nom.	kW		5.80
	Power input	Nom.	kW		0.6
	COP				9.62
W25 / W55	Heating capacity	Nom.	kW		6.36
	Power input	Nom.	kW		1.35
	COP				4.71
Space heating according to EN14825 and EN14511:2018	Average climate Water in 10°C Water out 55°C	ηs (Seasonal space heating efficiency)	%	158	162
		Efficiency class			A+++
		sCOP		4.15	4.24
	Average climate Water in 10°C Water out 35°C	ηs (Seasonal space heating efficiency)	%	253	260
	Efficiency class			A+++	
	sCOP		6.51	6.70	
Space heating according to real application conditions	Average climate water in 20°C water out 35 °C (fixed)	Average space heating efficiency	%		360.4
		Average COP			9.21
Space cooling W30 / W7	Cooling capacity	Nom.	kW	-	5.81
	Power input	Nom.	kW	-	1.38
	EER			-	4.21
Space cooling W30 / W18	Cooling capacity	Nom.	kW	-	6.11
	Power input	Nom.	kW	-	1.21
	EER			-	5.07
Domestic hot water	General	Declared load profile			L
	Average climate	ηwh	%		115
		Efficiency class			A+
Casing	Colour				White + Black
	Material				Precoated sheet metal
Dimensions	Unit	HeightxWidthxDepth	mm		1,891x597x666
Weight	Unit		kg		222
Hot water tank	Material				Stainless steel (EN 14521)
	Water volume		l		180
	Insulation	Heat loss	kWh/24h		1.2
	Corrosion protection				Pickling
Operation range	Installation space	Min. ~ Max.	°C		5 / 35
	Water inlet	Min. ~ Max.	°C		-10 / +30
	Heating	Water side	Min. ~ Max.	°C	5 / 65
	Domestic hot water	Water side	Min. ~ Max.	°C	25 / 60
Refrigerant	Type				R-32
	GWP				675
	Charge		kg		1.70
	Charge		TCO <sub>2</sub> Eq		1.15
Water loop side	Pressure rating		bar		16
Design flow rate	Independent control valve		l/min		9.6
Sound power level	Nom.		dBA		39.0
Sound pressure level at 1 meter	Nom.		dBA		27.0
Power supply	Name/Phase/Frequency/Voltage		Hz/V		3 ~ /50/400 or 1 ~ /50/230
Current	Recommended fuses		A		3P 16A or 1P 32A

This product contains fluorinated greenhouse gases.

## Accessories

Type	Description	Product name	Note
Controller	Madoka wired room thermostat	BRC1HHDK/S/W	
	Wireless room thermostat	EKRTR1	
	Wired digital thermostat	EKRTWA	
	LAN Adapter	BRP069A61	Equivalent of BRP069A61 built-in.
	Daikin Altherma Modbus Gateway	DCOM-LT/MB-IO	
Sensors	Remote indoor sensor	KRCS01-1	
	External sensor for EKRTWA	EKRTETS	Can only be used in combination with the wireless room thermostat EKRTWA
	Current sensor	EKCSSENS	
Heat pump convector	Floor standing / wall mounted / concealed	FWXV/T/M*	Multi combination (quantity, depends on capacity class). EKVKHPC needs to be installed mandatory on heat pump convectors (exception: LT - H/O)
	Digital I/O PCB	EKRP1HBAA	Additional relays to allow bivalent control in combination with external room thermostat are field supply.
	Demand PCB	EKRP1AHTA	
Other options	Power cable for back-up heater	EKGSPWCAB	
	Fernox magnetic filter 1"	K.FERNOXTF1	
	Fernox magnetic filter 1" and F1 inhibitor fluid (500ml)	K.FERNOXTF1FL	
	G3 kit 8 liter	EKUHWG3DS	For UK, mandatory combination. Recommended option.
	G3 kit 18 liter	EKUHWG3D	For UK, mandatory combination. Alternative to EKUHWG3DS.

# Daikin Eco-system

Daikin is a one-stop-shop for heating by providing all equipments from the heat generators to the peripherals.

Domestic hot water tanks and thermal stores with solar panels are official combinations in our energy label website.

Heating systems are never complete without emitters, that's why Daikin provides all the underfloor heating accessories as well as heat pump convectors. The floor standing convector can optionally be equipped with an indoor air quality feature, allowing fresh air to enter the room when the CO<sub>2</sub> level is too high, thanks to a ventilation system.

Recently, Daikin partnered up with Duco to add a range of residential ventilation units (CHRV) that synergize with the convector range.

Since indoor air quality is a key topic for Daikin, the air purifier range was also extended to provide end-users with best air possible.

P. 236

**Stainless steel tanks**




P. 232

**Thermal stores**



**PERIPH**

P. 265



**Thermal solar panels and accessories**

## Wired room thermostats

P. 239



P. 244


## Onecta app



HERALS

## Heat pump convectors and underfloor heating

P. 256





# Tanks

Thermal stores and tanks

232

# Thermal stores and tanks

Hot water heating installation solutions



## Why choose a Daikin Altherma ST thermal store or domestic hot water tank?

Whether you only need hot water or you want to combine your hot water with solar systems, we offer you the best solutions to the highest levels of comfort, energy efficiency and reliability.



Thermal store



Stainless steel tank



## Domestic hot water tanks

### Stainless steel tanks

#### Comfort

- › EKHTS-AC: available in 200 and 260 L in stainless steel
- › EKHWS(U)-BA: available in 150, 200 and 300 litres in stainless steel
- › EKHWS-BA: available for 400V applications
- › EKHWS(P)(U)-D: available in 150, 180, 200, 250 and 300 litres in stainless steel

#### Efficiency

- › High-quality insulation keeps heat loss to a minimum
- › Efficient temperature heating: from 10 °C to 50 °C in only 60 minutes
- › Available as an integrated solution or separate tank

#### Reliability

- › At necessary intervals, the unit can heat up water up to 60 °C to prevent the risk of bacteria growth



# The ECH<sub>2</sub>O thermal store range

## ECH<sub>2</sub>O thermal store: additional hot water comfort

Combine your monobloc with a thermal store to achieve the ultimate comfort at home.

- › Fresh water principle: receive domestic hot water on demand while eliminating the risk of contamination and sedimentation
- › Optimal domestic hot water performance: the low temperature evolution enables high tapping performance
- › Fit for the future: possibility to integrate with renewable solar energy and other heat sources, e.g. fireplace
- › Lightweight and robust build of the unit combined with the cascade principle offers flexible installation options

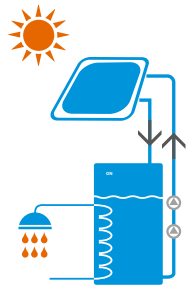
Built for small and large homes, customers can choose between a pressureless and a pressurised hot water system.

## Efficiency

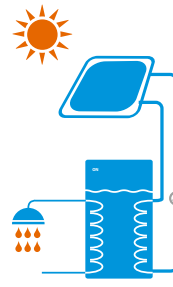
- › Fit for the future: maximise renewable energy sources
- › Intelligent Heat Storage Management: ensures continuous heating during defrost mode, and uses stored heat for space heating
- › High-quality insulation keeps heat loss to a minimum

## Reliability

- › Maintenance-free tank: no corrosion, anode, scale or lime deposits, and no water loss through the safety valve



Drain-back solar system



Pressurised solar system

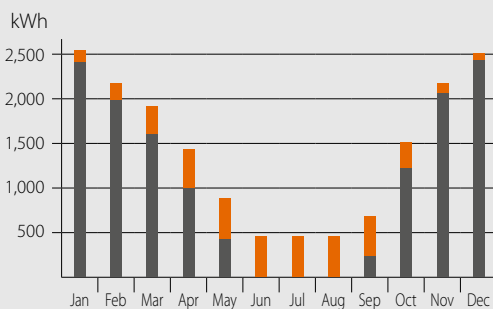
### Pressureless (drain-back) solar system

- › The solar collectors are only filled with water when sufficient heating is provided by the sun
- › The pumps in the control and pump unit switch on briefly and fill the collectors with storage tank water
- › After filling, water circulation is maintained by the remaining pump

### Pressurised solar system

- › System is filled with heat transfer fluid with the correct amount of antifreeze to avoid freezing in winter
- › System is pressurised and sealed

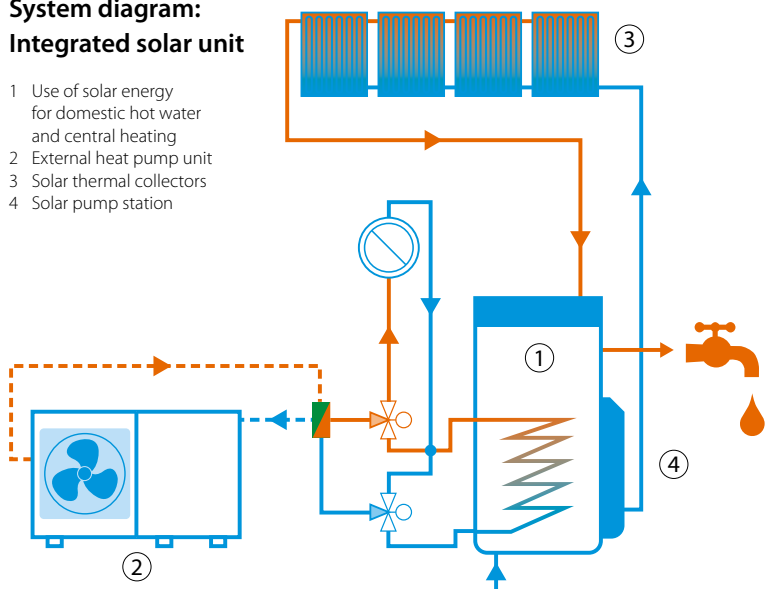
### Monthly energy consumption of an average detached house



- Utilisation of solar energy for domestic hot water and central heating
- Heat pump (environmental heat)
- Auxiliary energy (electricity)

### System diagram: Integrated solar unit

- 1 Use of solar energy for domestic hot water and central heating
- 2 External heat pump unit
- 3 Solar thermal collectors
- 4 Solar pump station



# Daikin Altherma ST Thermal store

Plastic domestic hot water tank with solar support

- › The thermal store EKHWP\* is designed to work with Daikin Altherma heat pumps
- › Fresh water principle: receive domestic hot water on demand while eliminating the risk of contamination and sedimentation
- › Optimal domestic hot water performance: the low temperature evolution enables high tapping performance
- › Fit for the future: possibility to integrate with renewable solar energy and other heat sources, e.g. fireplace
- › Lightweight and robust build of the unit combined with the cascade principle offers flexible installation options
- › Available in 300 and 500 liters



More details and final information can be found by scanning or clicking the QR codes.



EKHWP-B



EKHWP-PB

Accessory		EKHWP	300B	500B	300PB	500PB	54419B	
Casing	Colour	Traffic white (RAL9016) / Dark grey (RAL7011)						
	Material	Impact resistant polypropylene						
Dimensions	Unit	Width	mm	595	790	595	790	
		Depth	mm	615	790	615	790	
	Height	mm	1,646	1,658	1,646	1,658		
Weight	Unit	Empty	kg	53	76	56	82	71
	Tank	Water volume	L	294	477	294	477	
	Material		Polypropylene					
	Maximum water temperature		°C	85				
	Insulation	Heat loss	kWh/24h	1.50	1.70	1.50	1.70	
	Energy efficiency class		B					
	Standing heat loss		W	64	72	64	72	
	Storage volume		L	290	393	290	393	
Heat exchanger	Domestic hot water	Quantity	1					
		Tube material	Stainless steel (DIN 1.4404)					
		Face area	m <sup>2</sup>	5.60	5.80	5.60	5.90	5.80
	Internal coil volume		L	27.80	28.90	27.80	29	28.90
	Operating pressure		bar	10				
	Charging	Quantity	1					
		Tube material	Stainless steel (DIN 1.4404)					
		Face area	m <sup>2</sup>	2.66	3.70	2.66	3.70	1.95
		Internal coil volume	L	12.90	18.10	12.90	18.10	10
	Operating pressure		bar	6				
Auxiliary solar heating	Tube material		-	Stainless steel (DIN 1.4404)	-	Stainless steel (DIN 1.4404)		
	Face area	m <sup>2</sup>	-	0.76	-	0.76		
	Internal coil volume	L	-	3.90	-	3.90		
	Operating pressure	bar	-	3	-	3		



# Daikin Altherma ST Thermal store

Plastic domestic hot water tank with solar support

- › The thermal store EKHW\* is designed to work with a gas/oil boiler
- › The thermal store EKHWD\* is designed to work with boilers as well as with Daikin Altherma High Temperature
- › Fresh water principle: receive domestic hot water on demand while eliminating the risk of contamination and sedimentation
- › Optimal domestic hot water performance: the low temperature evolution enables high tapping performance
- › Fit for the future: possibility to integrate with renewable solar energy and other heat sources, e.g. fireplace
- › Lightweight and robust build of the unit combined with the cascade principle offers flexible installation options
- › Available in 300 or 500 liters



More details and final information can be found by scanning or clicking the QR codes.



Accessory				EKHWHD 500B	EKHWDB 500B	EKHWCH 300B	EKHWCH 300PB	EKHW 500B	EKHWCH 500B	EKHWCH 500PB	EKHWCB 500B	EKHWCB 500PB	
Casing	Colour	Traffic white (RAL9016) / Dark grey (RAL7011)											
	Material	Impact resistant polypropylene											
Dimensions	Unit	Width	mm	790		595				790			
		Depth	mm	790		615				790			
Weight	Unit	Empty	kg	73	76	51	53	69	74	79	80	86	
		Water volume	L	477		294				477			
Tank	Material	Polypropylene											
	Maximum water temperature	°C	85										
	Insulation	Heat loss	kWh/24h	1.70		1.50				1.70			
	Energy efficiency class	B											
	Standing heat loss	W	72		64				72				
	Storage volume	L	477		294				477				
Heat exchanger	Domestic hot water	Quantity	1										
		Tube material	Stainless steel (DIN 1.4404)										
		Face area	m²	4.90		3.80				4.90			
		Internal coil volume	L	23.80		18.60		23.80		25.80			
		Operating pressure	bar	6									
		Average specific thermal output	W/K	2,580		1,890		2,450		2,580			
	Charging	Quantity	1										
Tube material		Stainless steel (DIN 1.4404)											
Face area		m²	2						2				
Internal coil volume		L	11		9				9				
Operating pressure		bar	3										
	Average specific thermal output	W/K	1,030		920				1,030				
Auxiliary solar heating	Tube material	Stainless steel (DIN 1.4404)											
	Face area	m²	1										
	Internal coil volume	L	4										
	Operating pressure	bar	6						6				
	Average specific thermal output	W/K							350				

# Domestic hot water tank

## Stainless steel domestic hot water tank

- › EKHTS-AC: available in 200 and 260 L in stainless steel
- › EKHWS(U)-BA: available in 150, 200 and 300 litres in stainless steel
- › EKHWS-BA: available for 400V applications
- › EKHWS(P)(U)-D: available in 150, 180, 200, 250 and 300 litres in stainless steel



More details and final information can be found by scanning or clicking the QR codes.



EKHTS-AC



EKHWS-BA



EKHWS-D



EKHWS-P-D

Accessory		EKHTS				200AC		260AC	
Casing	Colour	Metallic grey							
	Material	Galvanised steel (precoated sheet metal)							
Dimensions	Unit	Height	Integrated on indoor unit	mm	2,010		2,285		
		Width			600				
	Depth	695							
	Height	1,470		1,745					
Weight	Unit	Empty	kg		70		78		
		Water volume	L		200		260		
Tank	Material	Stainless steel (EN 1.4521)							
	Maximum water temperature	°C		75					
	Insulation	Heat loss	kWh/24h		12		15		
	Energy efficiency class	B							
	Standing heat loss	W		50		63			
	Storage volume	L		200		260			
Heat exchanger	Quantity	1							
	Tube material	Duplex steel (EN 1.4162)							
	Face area	m <sup>2</sup>		1.560					
	Internal coil volume	L		7.50					
Accessory		EKHWS(P)		150D3V3	180D3V3	200D3V3	250D3V3	300D3V3	
Casing	Colour	Neutral white							
	Material	Epoxy coated steel / Epoxy-coated mild steel							
Dimensions	Unit	Height	Tank	mm	1,000	1,164	1,264	1,535	1,745
		Empty	kg		45	50	53	58	63
Weight	Unit	Water volume	L		145	174	192	242	292
		Material	Stainless steel (EN 1.4521)						
Tank	Maximum water temperature	°C		75					
	Insulation	Heat loss	kWh/24h		1.10	1.20	1.30	1.40	1.60
	Energy efficiency class	B							
	Standing heat loss	W		45	50	55	60	68	
	Storage volume	L		145	174	192	242	292	
	Heat exchanger	Quantity	1						
Domestic hot water		Tube material	Stainless steel (EN 1.4521)						
Face area		m <sup>2</sup>		1.050	1.400	1.800			
Internal coil volume		L		4.90	6.50	8.20			
Operating pressure		bar		10					
Booster heater	Capacity	kW		3					
Power supply	Phase/Frequency/Voltage	Hz/V		1 ~ /50/230					

# Controllers

Wired remote controller	239
Individual room controllers	242
Onecta App	244

# Controls

With Daikin controllers, you're in full control of your Daikin heat pump. The wired controller range features easy-to-use thermostats to control the temperature of different rooms. The intuitive Daikin apps offer even more features to help schedule and manage the energy consumption of your units.

## Onecta App

Requires WLAN Module (BRP069A71), WLAN cartridge (BRP069A78) or LAN Adapters (BRP069A61/2)



## Wired remote controller

Madoka



## Wired digital thermostat

EKWCTRD1V3



## Wired analog thermostat

EKWCTRAN1V3

## Combination table



			BRC1HHDW/S/K	EKRUCB*	EKRUHML*	EKRUAHTB	DOTROOMTHEAA
Daikin Altherma 3 H HT (F/W)	14-16-18 kW	EPRA14-18D7 + ETV/B*-E7	•				
Daikin Altherma 3 H HT ECH2O	14-16-18 kW	EPRA14-18E + ETS*-E7	•				
Daikin Altherma 3 H MT (F/W)	8-10-12 kW	EPRA08-12E + ETV/B*-E	•				
Daikin Altherma 3 H MT (ECH2O)	8-10-12 kW	EPRA08-12E + ETS*-E	•				
Daikin Altherma 3 R (F/W)	4-6-8kW	ERGA-E* + EHV/B*-E	•				
Daikin Altherma 3 R ECH2O	4-6-8kW	ERGA-E* + EHS*-E	•				
Daikin Altherma 3 R (F/W)	11-14-16 kW	ERLA-D* + EBV/B*-D	•				
Daikin Altherma 3 R ECH2O	11-14-16 kW	ERLA-D* + EBS*-D	•				
Daikin Altherma R HT	11-14-16 kW	EKHBRD-ADV/Y17 + ER(R/S)Q-AV/Y1				•	
Daikin Altherma 3 M	4-6-8-9-11-14-16 kW	E(B/D)LA-E/D*	•				
Daikin Altherma R Hybrid	5-8 kW	EVLQ-CV3		•			
Daikin Altherma H Hybrid	4 kW	EJHA-AV3			•		
Daikin Altherma 3 GEO	6-10 kW	EGSA(H/X)-D9W	•				
Daikin Altherma 3 C Gas W	12-35 kW	D2CND-A1A/A4A					•



## Madoka. The beauty of simplicity

# Madoka



**Black**  
RAL 9005 (matt)  
BRC1HHDK



**White**  
RAL9003 (glossy)  
BRC1HHDW



**Silver**  
RAL 9006 (metallic)  
BRC1HHDS

### Madoka combines refinement and simplicity

- > Sleek and elegant design
- > Intuitive touch-button control
- > Three colours to match any interior
- > Compact: measures only 85 x 85 mm

### Easy update via Bluetooth

It is strongly recommended to make sure that the user interface is up to date. To update the software or check if updates are available, all you need is a mobile device and the Madoka Assistant app. The app is available on Google Play and in the App Store.



### Award-winning design

Madoka received an IF Design Award and Reddot Product Design Award for its innovative design. These awards represent two of the most prestigious and largest design competitions in the world.



reddot award 2018  
winner



# Wired remote controller



## For Daikin Altherma 3 heat pumps

A new generation of user interfaces: redesigned and intuitive

### Intuitive control with a premium design

The smooth curves of the Madoka controller offer a sleek, refined shape which is distinguished by its striking blue circular display. Presenting a clear visual reference with large, easy-to-read numbers, the controller features are accessed through three touch buttons, which combine intuitive control with easy adjustability for an enhanced user experience.

### Three colours to match any interior design

Whatever your interior design, Madoka will fit in. Silver will stand out in any home decor, while Black is a perfect match for darker, stylish interiors. White offers a sleek, modern look.

### Easily set operation parameters

Setting and finetuning your controller is simple and helps you attain higher energy savings and more comfort. The system enables you to select the space operation mode (heating, cooling or automatic), set the desired room temperature and control the domestic hot water temperature.

## Wired remote control for heating

### EKRUCB

#### Control

- › Manage space heating, cooling, domestic hot water and booster mode
- › User-friendly remote control with contemporary design
- › Easy to use with direct access to all main functions

#### Comfort


- An additional user interface can be configured to include a room thermostat in the space
- › Easy commissioning: intuitive interface for advanced menu settings


#### General features

Several languages available depending on the model, including English, German, Dutch, Spanish, Italian, French, Greek, Russian, etc.

#### Applicable Daikin units

- › Daikin Altherma R Hybrid
- › Daikin Altherma GEO





# System controller for Daikin Altherma

## EKRUHTB

### Control

#### Reduce installation time

- › Program all installation settings on a laptop computer and simply upload them to the controller during commissioning
- › Reuse similar settings for related installations

#### Improve service diagnostics and maintenance

- › The controller records the time, date and nature of the last 20 error occurrences

### Comfort

#### Maximise comfort with stable room temperatures

- › Raise or lower water temperature based on the actual room temperature
- › Manage energy consumption
- › The intuitive display shows the output and input energy of the unit to provide consumption transparency

### General features

#### Weather-dependent floating set point

When the floating set point function is enabled, the set point for the leaving water temperature will be dependent on the outside ambient air temperature. At low outside ambient air temperatures, the leaving water temperature will increase to satisfy the rising heat requirement of the building. At warmer temperatures, the leaving water temperature will decrease to save energy.



### Applicable Daikin units

- › Daikin Altherma R HT

				BRC1HHDW/S/K	EKRUCB <sup>1)</sup>	EKRUHML <sup>1)</sup>	EKRUHTB	EKWCTRD1V3	EKWCTRAN1V3
Casing	Colour			Black / White / Silver	White	White	-	-	-
	Operation LED	Colour		Blue status indicator	Green	Green	-	-	-
Dimensions	Unit	Height	mm	85	120	120	-	86	86
		Width	mm	85	120	120	-	86	86
		Depth	mm	25	12	12	-	31	29
	Packed unit	Height	mm	50	-	-	-	-	-
		Width	mm	217	-	-	-	-	-
		Depth	mm	161	-	-	-	-	-
Weight	Unit	kg		0.11	-	-	-	-	-
	Packed unit	kg		0.317	-	-	-	-	-
Packing	Material			Cardboard	-	-	-	-	-
	Weight	kg		0.085	-	-	-	-	-
LCD	Type			100 x 150 dots	-	-	-	-	-
	Dimensions	Height	mm	40.70	46	46	-	-	-
		Width	mm	28	72	72	-	-	-
	Back light	Colour		White	White	White	-	-	-
Ambient temperature	Operation	Min.	°C	-10	-	-	-	-	-
		Max.	°C	50	-	-	-	-	-
	Storage	Min.	°C	-20	-	-	-	-	-
		Max.	°C	70	-	-	-	-	-
Relative humidity	%		95	-	-	-	-	-	
Backup for power failure			Yes (the clock will keep functioning for period not exceeding 48 hours)	-	-	-	-	-	
Control systems	Class of temperature control			VI	VI	VI	VI	-	-
	Contribution to seasonal space heating efficiency	%		4	4	4	4	-	-
Wiring connections	Type of wires			Sheathed vinyl cord or cable	-	-	-	-	-
	Size	mm <sup>2</sup>		0.75 - 1.25	-	-	-	-	-
	For connection with indoor	Quantity		2	-	-	-	-	-
		Remark			P1-P2 wired connection from indoor unit	-	-	-	-
	Wiring length	Max.	m	500	500	500	-	-	-

# Individual wired room controllers

For the temperature adjustment of heating and cooling systems



## General features

- › Improve the energy efficiency of the home
- › Universally deployable and scalable
- › Easy and intuitive installation, operation and maintenance
- › Cost-effective and convenient for the end-user

## System components



### Base station EKWUFHTA1V3

The Daikin Wired Base Station is the central connection unit of a room-by-room temperature control for the surface temperature adjustment of heating and cooling systems.



### Wired analog thermostat EKWCTRA1V3

An optimum price-performance ratio is offered for rooms where only temperature control is desired, without the comfort function of the display variant.



### Wired digital thermostat EKWCTRD1V3

The desired room temperature can be set comfortably via a rotary control with rotary-push action and soft ratchet. The well-structured and language-neutral symbols of the display clearly indicate all settings.



### Valve actuator EKWCVATR1V3

The Daikin Valve Actuator is a thermoelectric valve drive used to open and close valves on heating circuit distributors of concealed heating and cooling systems.

## Accessory list

With the help of an electronic room-by-room control system, users can regulate the temperature individually in each room. In addition to the warmth output of the actual heating surfaces, the room temperature control system also takes all other heat sources into account, such as sunshine, warmth from lights or people, and other sources of warmth, such as a fireplace or a tiled stove. On the basis of a continuous comparison of the target and current temperatures, the room temperature control system opens and closes the individual heating circuits by way of electrical valve actuators.

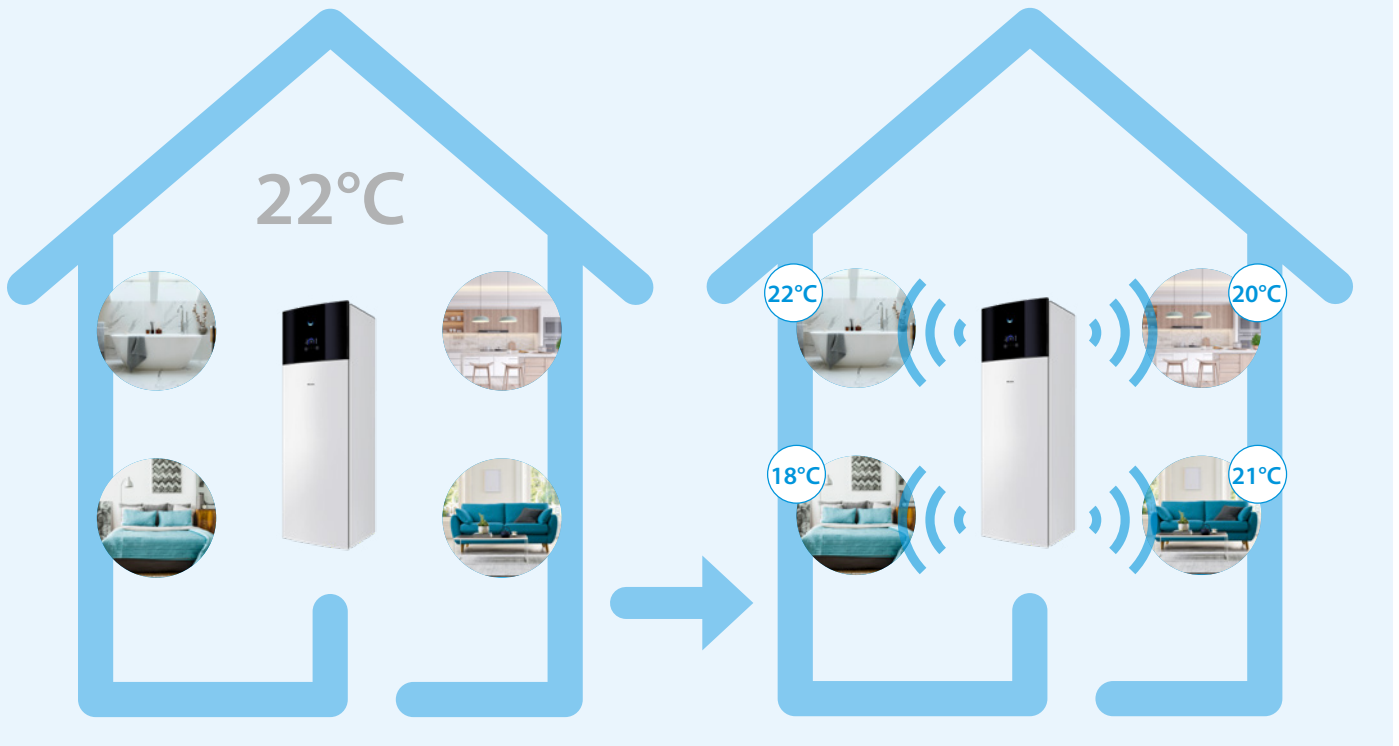
## Applicable Daikin units

Combinable with all Daikin Altherma units.



# Individual wireless room controllers

Our individual wireless room controllers allow for a total flexibility in heating your home.



## ✓ Make energy savings

A traditional heating system makes you manage one temperature for your entire home. In most cases, you will be heating empty rooms, making you waste energy.

To avoid heating empty rooms, the alternative is to shut them off manually.

## ✓ Wireless control for a better flexibility

**Get rid of cables and interconnect all your devices thanks to the cloud.**

Our wireless range of controllers makes your life easier. As soon as they are installed, you can combine them in Onecta app.

You can then control them directly from the device itself, or from the Onecta app.

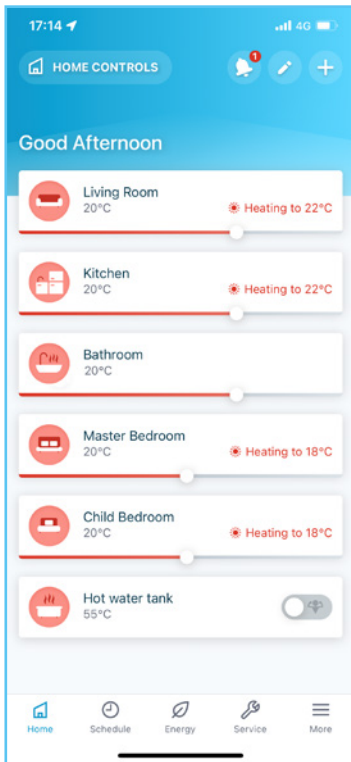


# Always in control

onecta

Jump into a fully connected system!

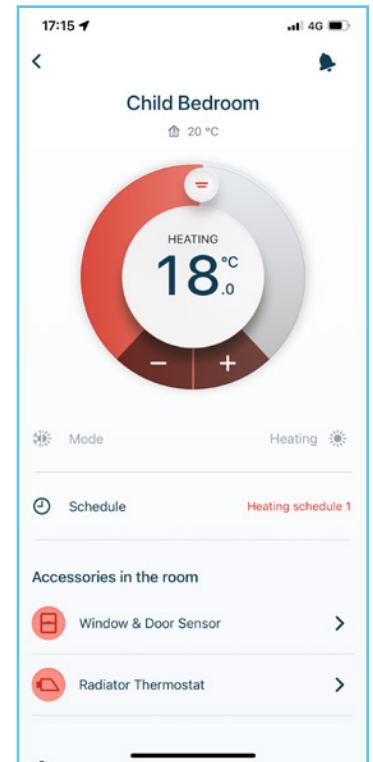
With Onecta app, you have an overview of all rooms temperatures. You can manage them individually, at home or remotely.



Room overview



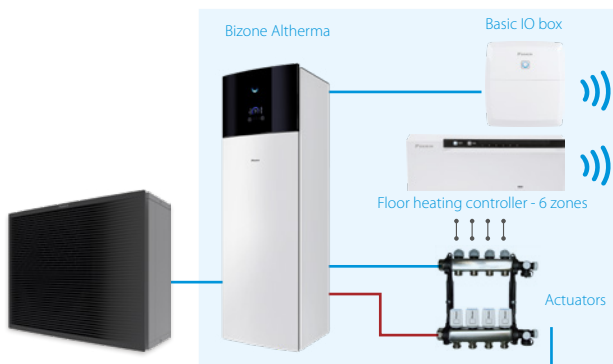
Individual room overview



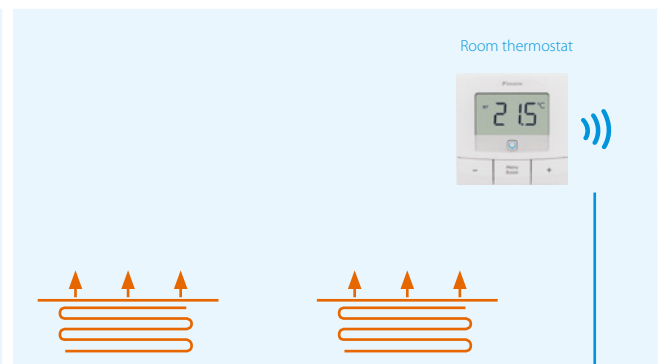
## Room control made easy

You can install multiple accessories and gather them per room. They will all work according to your instructions.

Open or close the radiator valve to reach the correct set point in each room

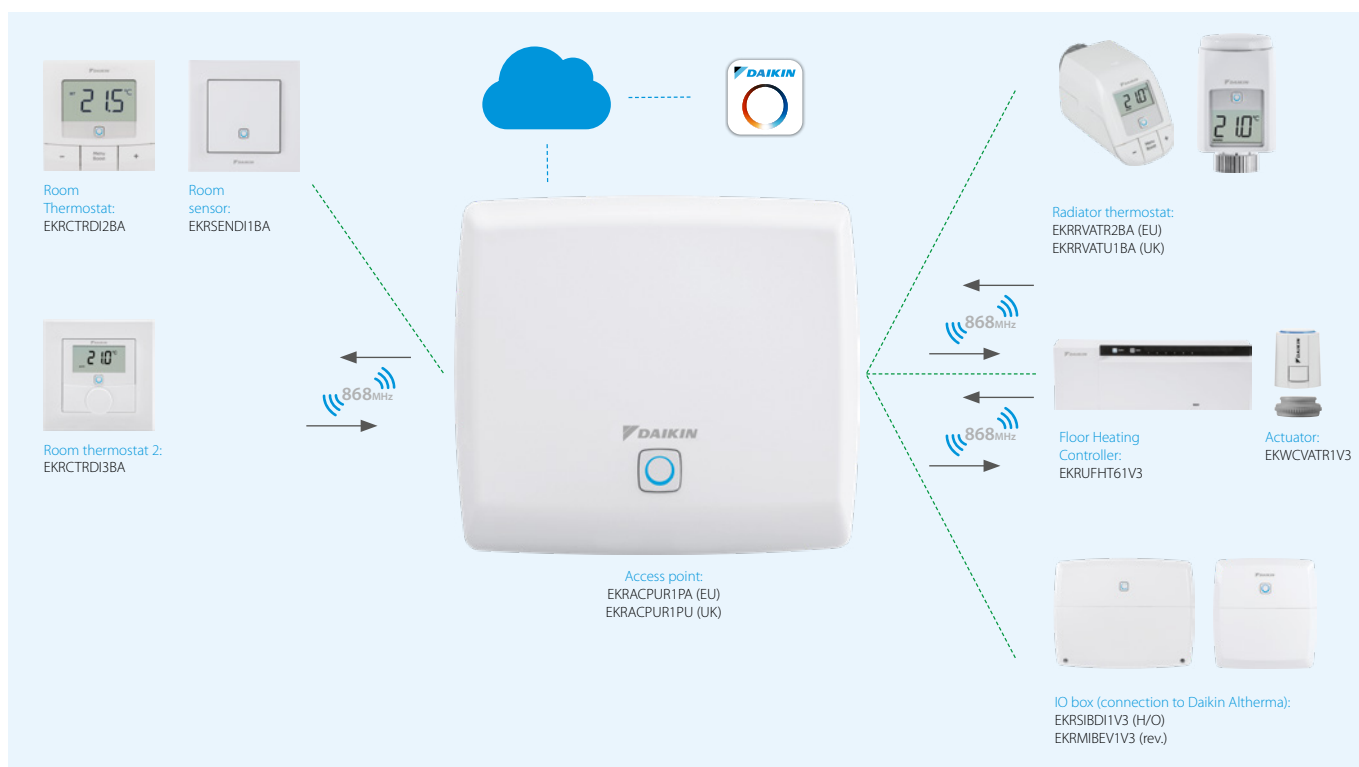


Open or close the corresponding actuator to reach the correct set point in each room



Measure the room temperature in each room for precise room v room control

# Portfolio overview



# Combination table

		Outdoor unit	Indoor unit	
Air-to-water heat pump	Daikin Altherma 3 H MT Class 08-10-12	EPRA-E	Floor standing	ETVH/X/Z-E
			ECH <sub>2</sub> O	ETSH(B)/X(B)-P-E
			Wall mounted	ETBH/X-E
	Daikin Altherma 3 H HT Class 14-16-18	EPRA-DV37/W17	Floor standing	ETVH/X/Z-E
			ECH <sub>2</sub> O	ETSH(B)/X(B)-P-E
			Wall mounted	ETBH/X-E
	Daikin Altherma 3 R 4-6-8 kW	ERGA-EV(H)(7)	Floor standing	EHVH/X/Z-E
			ECH <sub>2</sub> O	ETSH(B)/X(B)-P-E
			Wall mounted	EBBH/X-E
	Daikin Altherma 3 R 11-14-16 kW	ERLA-D	Floor standing	EBVH/X/Z-D
			ECH <sub>2</sub> O	EBSH/X-D
			Wall mounted	EBBH/X-D
Daikin Altherma 3 M 4-6-8 kW	EBLA-E EDLA-E			
Daikin Altherma 3 M 9-11-14-16 kW	EBLA-D EDLA-D			
Ground source heat pump	Daikin Altherma 3 GEO		Floor standing	EGSAH/X-D
	Daikin Altherma 3 WS		Floor standing	EWSAH/X-D9W
Hybrid heat pump	Daikin Altherma R Hybrid	EVLQ-CV3	Wall mounted	EHYHBH-AV32 + EHYKOMB-A
	Daikin Altherma H Hybrid	EJHA-AV3	Wall mounted	EHY2KOMB28/32A A

# Onecta App

Now available with voice control

The Onecta App is for those who live their life on the go and who want to manage their heating system from their smartphone.



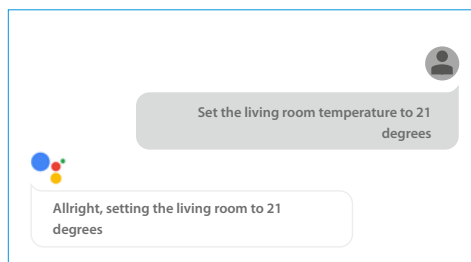
# onecta

**NEW**

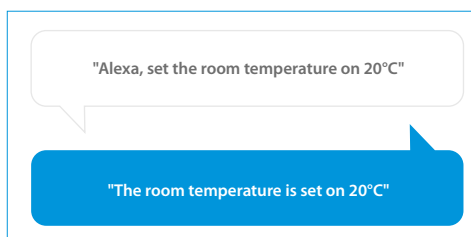
## Voice control

To provide users with even more comfort and ease, the Onecta App now offers voice control. This hands-free feature cuts down on clicks to manage units faster than ever before.

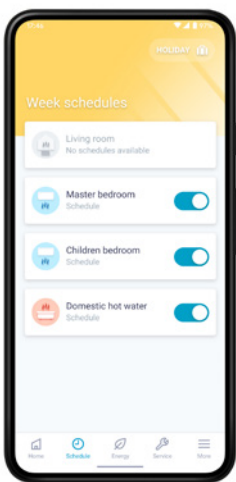
Cross-functional and multilingual, voice control pairs well with any smart device, including Google Assistant and Amazon Alexa.



Example of using the voice control via Google Assistant



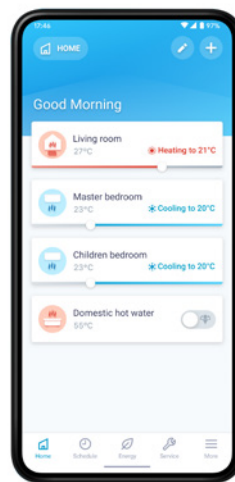
Example of using the voice control via Amazon Alexa



## Schedule

Set up a programme outlining when the system should operate, and create up to six actions per day.

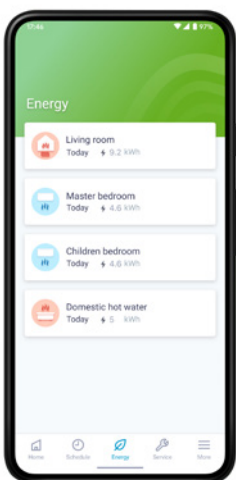
- Schedule room temperature and operation mode
- Enable holiday mode to save costs



## Control

Customise the system to fit your lifestyle and year-round comfort levels.

- Change room and domestic hot water temperature
- Turn on powerful mode to boost hot water production



## Monitor

Receive a thorough overview of how the system is performing and how much energy it consumes.

- Check the status of the heating system
- Access energy consumption graphs (day, week, month)

Function availability depends on the system type, configuration and operation mode. The app functionality is only available if both the Daikin system and the app have a reliable internet connection.



Scan the QR code to download the app now





# Heating & cooling emitters

Daikin Altherma UFH	250
Daikin Altherma HPC floor standing	256
Daikin Altherma HPC wall mounted	258
Daikin Altherma HPC concealed	259

# Daikin Altherma UFH

## Underfloor heating

# Your comfortable climate, day after day

### Desired temperature at any time of year

Our heating systems make for a comfortable home. Heat generators such as an air-water heat pump use regenerative environmental energy as a heat source and so reduce energy consumption and keep costs to a minimum. But what about air conditioning of the rooms in summer? Very few residential buildings have air conditioning for a pleasant and comfortable temperature even on hot summer days and nights. That's changing now. With a heating system that not only provides comfortable warmth in winter, but also gentle cooling in summer throughout the entire building. And all this with very economical operation and no additional purchase costs.

### Regenerative heating in winter, gentle cooling in summer

The Daikin heat pump really comes into its own when combined with a Daikin underfloor heating system. For cooling, the heat pump process is simply reversed, i.e. heat is extracted from the building and released into the environment. The room is cooled mainly by the underfloor heating system. The large surface makes for a very pleasant and draught-free room climate. Invisible and noiseless, even in cooling mode.

### Clever combination: Underfloor heating and convector fan

A convector fan is used in rooms without underfloor heating to handle the dual functions of heating and cooling. It is the ideal complement to the Daikin heat pump if not all rooms have underfloor heating. Its very quiet operation means it can even be used in bedrooms. The integrated electronic room temperature control unit ensures an optimal climate in every room.

### Maximum comfort and maximum savings – all-inclusive

With the existing or optionally available cooling function of the Daikin air-water heat pump, you can enjoy both heating and cooling in rooms with underfloor heating without any further outlay or investment. The operating costs for this additional comfort are also low.

### Daikin Altherma ST solar thermal system: Minimizes energy costs

The integration of a solar system, which additionally contributes heating in winter from free solar energy, offers maximum living comfort with minimal energy costs.

Areas of application:	System temperatures 35 °C - 45 °C			System temperatures 55 °C - 70 °C		Option
	Monopex	Monopex cut	Monopex Industrial	System 70	System 70 Industrial	Heat pump convector
New building	•			(e)*		•
Modernisation with additional height						•
Modernisation without additional height		•				•
Underfloor heating combined with radiator				•	•	•
Heating and cooling (in combination with heat pump)	•	•	•			•
Wall heating						
Large areas			•		•	
Heat generators						
Boilers	•	•	•	•	•	•
Heat pump (low-temperature heating)	•	•	•			•

\* If system temperature of the heat generator requires 55 °C - 70 °C in the flow line





### Monopex

The underfloor heating for low system temperatures. Ideal in combination with heat pumps.


- › Monopex 14 for floor structures with system or tacker panel, wall heating and the Daikin milling system
- › Monopex 16 (for France) for floor installation with system or tacker panels
- › Monopex 17 for floor installation with system or tacker panels
- › Monopex 20 for commercial and industrial surfaces



### Clip rail for wall heating

Clip rail combined with Monopex 14 for wall heating.


**Systems:** Monopex 14



### Protect system plate

The Protect system plate consists of a nub plate with an additional surface protection layer made of deep-drawn polystyrene to protect the heating pipe during installation.

**Systems:** Monopex



### Tacker system

The Daikin tacker panel for underfloor heating pipes is available as a folding panel and roller track with laminated, high-strength film, and is ideal for laying heating pipes over large surfaces (e.g. commercial buildings).

**Systems:** Monopex



### RMV heating circuit distributor

Heating circuit manifold in stainless steel. For all Daikin underfloor heating and radiator connection systems.



### RMX heating circuit manifold

Heating circuit manifold made of heat-stabilised, glass fiber reinforced polyamide. For all Daikin underfloor heating and radiator connection systems.



### Room controller

The room thermostat ensures convenient and individual control of the room temperature and impresses with its flat design and construction. Versions:

#### Wireless version

- › Wireless without battery

#### Wired version

- › LED display:
  - Heating/cooling (red/blue)
- › Read all status messages



### Basic module with integrated power pack and clock module

- › Basic module with integrated power pack to supply the control unit (wireless and wired) plus optional clock module
- › Optimal interface to Daikin heat generators



### Clock module to supplement basic module:

- › 2 reduction times for heating circuits
- › Pump stopping time
- › Removable from the basic module for easy operation



### Daikin Altherma HPC heat pump convector

- › Slim design
- › Heating and cooling
- › Integrated electronic room temperature controller with timer
- › Very quiet and compact
- › Also suitable for bedrooms
- › Ideal in buildings with underfloor heating and radiators

Segmentation 1	Segmentation 2	Segmentation 3	Description	Product Name	Material Name	
<b>Piping</b>						
UFH heating pipes	PEHD-Xc	Single pipe	MONOPEX® ø14 X 2 DD - 120	EMOPX14120AA	EMOPX14120A	
			MONOPEX® ø14 X 2 DD - 240	EMOPX14240AA	EMOPX14240A	
			MONOPEX® ø14 X 2 DD - 600	EMOPX14600AA	EMOPX14600A	
			MONOPEX® ø17 X 2 DD - 120	EMOPX17120AA	EMOPX17120A	
			MONOPEX® ø17 X 2 DD - 240	EMOPX17240AA	EMOPX17240A	
			MONOPEX® ø17 X 2 DD - 600	EMOPX17600AA	EMOPX17600A	
			MONOPEX ø20 X 2 DD - 400	EMOPX20400AA	EMOPX20400A	
<b>Floorplates</b>						
Wet system Floorplates	Napplates	Diagonal With insulation	Protect Integral 27-2	EPROTECTIN272AA	EPROTECTIN272A	
			Protect 11	EPROTECT11AA	EPROTECT11A	
	Tacker	Tacker System	Tackerplate	ETACKERPLATEAA	ETACKERPLATEA	
			Tackerplate roll	ETACKERPLATERAA	ETACKERPLATERA	
Pipe accessories	Protection Pipe		Protection pipe 16/21	EPROTEPIP1621AA	EPROTEPIP1621A	
			Protection pipe 19/25	EPROTEPIP1925AA	EPROTEPIP1925A	
			Protection pipe 23/28	EPROTEPIP2328AA	EPROTEPIP2328A	
<b>Wall/side-strips</b>						
Installation accessory	Plate accessories	Wall/side-strips	Side-strip for screed floor RDS	ESIDESTRIPRDSAA	ESIDESTRIPRDSA	
			Closing cord floating screed floor RDS (in knob plate)	ESEALLINERDSAA	ESEALLINERDSA	
			Side-strip for concrete floor RDS-I	ESIDESTRPRDSIAA	ESIDESTRPRDSIA	
			Extension joint profile - carton	EXPANSIOJOICAA	EXPANSIOJOICA	
			Extension joint profile - PP or PE	EXPANSIOJOIPEAA	EXPANSIOJOIPEA	
	<b>Screed Material</b>					
	Installation accessory	Screed		Screed Estrolith H2000	ESCREDEST2000AA	ESCREDEST2000A
				Screed Temporex	ESCREDEMPREXAA	ESCREDEMPREXA
				Screed Estrotherm S	ESCREDESTROSA	ESCREDESTROSA
		Plate accessories	Primer	Surface primer 3,5kg	ESURFPRIMER35AA	ESURFPRIMER35A
Surface primer 15kg				ESURFPRIMER15AA	ESURFPRIMER35A	
In pipe protection fluid			Freeze and corrosion protection	EFREZCOPROTECAA	EFREZCOPROTECA	
<b>Accessories</b>						
Tacker accessories	Tacker installation	System tacker STAC (tacker gun)	ESYSTACERSTACAA	ESYSTACERSTACA		
	Tacker nail	Tacker nail TN40	ETACKERNAIL40AA	ETACKERNAIL40A		
		Tacker nail TN60	ETACKERNAIL60AA	ETACKERNAIL60A		
Wall system accessories	Tape	Tape KB50	ETAPEKB50AA	ETAPEKB50A		
	Cliprail accessories	Cliprail	ECLIPRAILAA	ECLIPRAILA		
		Cliprail nail	ECLIPRAILNAILAA	ECLIPRAILNAILA		
		Cliprail plug	ECLIPRAILPLUGAA	ECLIPRAILPLUGA		
Accessory	Pipe clips	Pipe clips (Monopex 17/20)	EPIPECLIPMOPXAA	EPIPECLIPMOPXA		
		Pipe clips (DUO25)	EPIPECLIPDUOAA	EPIPECLIPDUOA		
	Manual pipe handling	Pipe fixation for steel frame	EPIPEFIXSTEELAA	EPIPEFIXSTEELA		
		Pipe damage recoverator	EPIPEDAMGERECAA	EPIPEDAMGERECA		
		Combined pipe cutter and stripping pilers RAZ1	EPIPCUTSTRAZ1AA	EPIPCUTSTRAZ1A		
		Pipe cutter	EPIPECUTTERAA	EPIPECUTTERA		
	PE Foil	PE Foil, 0,2 mm, 5 cm Raster	EPEFOILRASTERAA	EPEFOILRASTERA		
	<b>Pipe rolling machine</b>					
	Accessory	Pipe roll out	Pipe rolling machine 1 (Service)	915038	915038	
			Pipe rolling machine 2 (Service)	915039	915039	
Pipe rolling machine 3 (Service)			915040	915040		
<b>Pipe bend</b>						
Accessory	Pipe bend	Pipe bend for 14-18	EPIPEBEND1418AA	EPIPEBEND1418A		
		Pipe bend for 20-22	EPIPEBEND2022AA	EPIPEBEND2022A		

UFH collector							
Collector	RMV/RMX collector	RMV collector (Stainless steel)	RMV 2	ECOLLECTRMV2AA	ECOLLECTRMV2A		
			RMV 3	ECOLLECTRMV3AA	ECOLLECTRMV3A		
			RMV 4	ECOLLECTRMV4AA	ECOLLECTRMV4A		
			RMV 5	ECOLLECTRMV5AA	ECOLLECTRMV5A		
			RMV 6	ECOLLECTRMV6AA	ECOLLECTRMV6A		
			RMV 7	ECOLLECTRMV7AA	ECOLLECTRMV7A		
			RMV 8	ECOLLECTRMV8AA	ECOLLECTRMV8A		
			RMV 9	ECOLLECTRMV9AA	ECOLLECTRMV9A		
			RMV 10	ECOLLECTRMV10AA	ECOLLECTRMV10A		
			RMV 11	ECOLLECTRMV11AA	ECOLLECTRMV11A		
			RMV 12	ECOLLECTRMV12AA	ECOLLECTRMV12A		
			RMX Collector (Plastic)	RMX 2	ECOLLECTRMX2AA	ECOLLECTRMX2A	
		RMX 3		ECOLLECTRMX3AA	ECOLLECTRMX3A		
		RMX 4		ECOLLECTRMX4AA	ECOLLECTRMX4A		
		RMX 5		ECOLLECTRMX5AA	ECOLLECTRMX5A		
		RMX 6		ECOLLECTRMX6AA	ECOLLECTRMX6A		
		RMX 7		ECOLLECTRMX7AA	ECOLLECTRMX7A		
		RMX 8		ECOLLECTRMX8AA	ECOLLECTRMX8A		
		RMX 9		ECOLLECTRMX9AA	ECOLLECTRMX9A		
		RMX 10		ECOLLECTRMX10AA	ECOLLECTRMX10A		
		RMX 11		ECOLLECTRMX11AA	ECOLLECTRMX11A		
		RMX 12		ECOLLECTRMX12AA	ECOLLECTRMX12A		
		<b>UFH collector Accessories</b>					
		Collector acc	HKV	Collector acc	Extension 1 zone	EXTENSIONZONEAA	EXTENSIONZONEA
	Flow sensor DMR RMX				EFLOSENDRMRMXAA	EFLOSENDRMRMXA	
	COUPLING NIPPLE ¾" EUROCONE SKU				ECLUTCHNIPSKUAA	ECLUTCHNIPSKUA	
	Shut off valve				ESHUTOFVALVEAA	ESHUTOFVALVEA	
AlPex coupling	EAIPEXCOUPLINAA				EAIPEXCOUPLINA		
Set ring	HKV	Set ring	Set ring DUO 17	ESERIMOPXDU17AA	ESERIMOPXDU17A		
			Set ring Monopex 14 x 2,2	ESERIMOPX14AA	ESERIMOPX14A		
			Set ring Monopex 16 x 2,2	ESERIMOPX1622AA	ESERIMOPX1622A		
			Set ring Monopex 17	ESERIMOPX17AA	ESERIMOPX17A		
			Set ring DUO 25	ESERIMOPXDU25AA	ESERIMOPXDU25A		
			Set ring Monopex 16 x 1,5	ESERIMOPX1615AA	ESERIMOPX1615A		
			Set ring Monopex 20	ESERIMOPX20AA	ESERIMOPX20A		
Collector acc	Connection set ASH1	ECONECSETASH1AA	ECONECSETASH1A				
Set ring	Shut of for set ring	ESETRINGSHTOFAA	ESETRINGSHTOFA				
Calorimeter		Combi box	Calorimeter	ECALORIMETERAA	ECALORIMETERA		
		Combi box	Combi box	ECOMBIBOXAA	ECOMBIBOXA		
<b>Wall Box</b>							
	RMV/RMX	In wall collector box	In wall until RMX4/RMV3 (HKV compatible)	EIWRX4RV3AA	EIWRX4RV3A		
			In wall until RMX7/RMV6 (HKV compatible)	EIWRX7RV6AA	EIWRX7RV6A		
			In wall until RMX10/RMV9 (HKV compatible)	EIWRX10RV9AA	EIWRX10RV9A		
			In wall until RMX14/RMV13 (HKV compatible)	EIWRX14RV13AA	EIWRX14RV13A		
			In wall until RMX14/RMV13 + calorimeter (HKV compatible)	EIWRX14RV13CLAA	EIWRX14RV13CLA		
	HKV/RMX/RMV	On wall collector box	On-wall until HKV7/RMX7/RMV6	EOWHV7RX7RV6AA	EOWHV7RX7RV6A		
			On-wall until HKV10/RMX10/RMV9	EOWH10RX10R9AA	EOWH10RX10R9A		
			On-wall until HKV14/RMX14/RMV12	EOWH14RX14R12AA	EOWH14RX14R12A		
			On-wall until HKV14/RMX14/RMV12 + calorimeter	EOWH14R14R12CAA	EOWH14R14R12CA		
<b>Console</b>							
		Fixation console	Fixation console STK 40 for WEK40	EFCSTK40WEK40AA	EFCSTK40WEK40A		
			Fixation console STK 45 for WEK45	EFCSTK45WEK45AA	EFCSTK45WEK45A		
<b>Controllers</b>							
Controllers		Wired controllers	Base module UFH-BM	EKW175137	EKW175137		
			Clock module UFH-UM	EKW175138	EKW175138		
			Controller module, wire UFH-RMD2	EKW175141	EKW175141		
			Controller module, wire UFH-RMD6	EKW175140	EKW175140		
			Room controller, wire UFH-RD	EKW175139	EKW175139		
		Wireless controllers	Rocon UFH wireless UFH-RT	175142	175142		
			Base station 6 channels wireless UFH-RMF6A	175143	175143		
			2 channels extra wireless UFH-RMF2A	175144	175144		
		Actuators	Valve actuator RMV/RMX/HKV	EKWCVATR1V3	EKWCVATR1V3		
			Base station 10 zones	EKWUFHTA1V3	EKWUFHTA1V3		
			Digital thermostat 230V	EKWCTRD1V3	EKWCTRD1V3		
			Analog thermostat 230V	EKWCTRAN1V3	EKWCTRAN1V3		

# Heat pump convectors

## Daikin Altherma HPC

### What is

a heat pump convector?

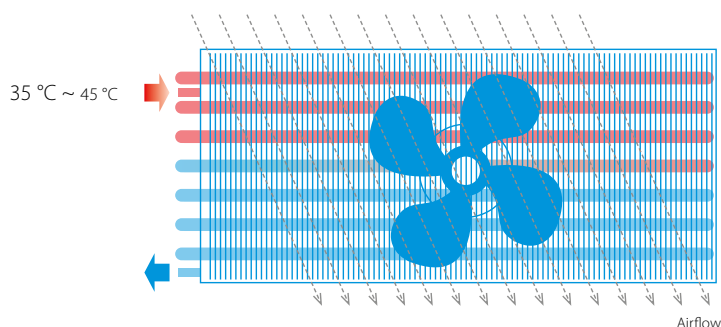
Daikin Altherma HPC provides both cooling and heating. The system is compatible with underfloor piping and radiators in a multi-zoning installation, or can replace radiators in combination with low temperature heat pumps. The unit is suited for use in bedrooms and living rooms thanks to its silent operation.

### How does it work?

The way a heat pump convector works is similar to a radiator, as both use convection to heat a room. A radiator creates convection by running water through its pipes. With a heat pump convector, the convection process is faster because there is a small fan behind it, speeding up the heating cycle.


A heat pump convector creates the same room temperature as a traditional radiator, but with lower water temperatures inside the radiator, which in the long run contributes to direct energy savings for end users.

- › Optimized for newly built houses.
- › Can be set at low water temperature (35 °C) which makes it ideal for heat pump applications.



### Modulated airflow

When there is less heating demand, the unit modulates its airflow to slow down the fan rate, and in the process, lowers the operational sound. A standard ON/OFF fan running simultaneously at full speed can increase sound pressure.



### DC Inverter

Daikin Altherma HPC uses the latest technologies to consume less electricity down to 3W of standby power input.

# Natural symbiosis


with heat pumps

By running on low temperature, Daikin Altherma heat pump convectors naturally fit with Daikin heat pumps. The heat pump convector range is made of 3 models:

- 1 Floor standing model with indoor air quality control (optional)
- 2 Wall mounted model with remote control
- 3 Concealed model hidden in the ceiling or wall



# Daikin Altherma HPC Floor standing model



The floor standing heat pump convector impresses with its low sound operations, and its slim design that received the RedDot Award 2020. Next to heating and cooling, the unit can also provide indoor air quality control.

## Why Indoor Air Quality Matters

Indoor Air Quality (IAQ) refers to the air quality in a building or structure, breathed in every day by the building's occupants.

When planning new residential buildings, schools, offices or light commercial buildings, many things must be considered. Besides structural factors, there are also the topics of heating, cooling and something often neglected: indoor air quality.


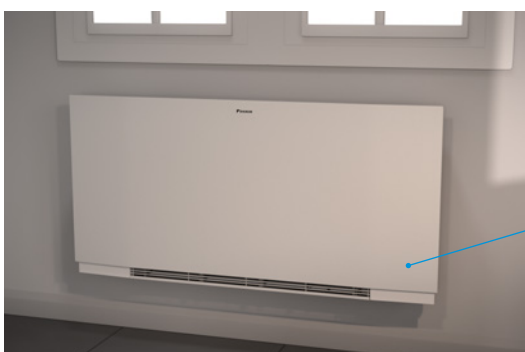
Did you know that the indoor air we breathe, whether at home, at the office, or in a hotel room could in fact be much more polluted than the air outside?

- › 90% of our lives is spent indoors
- › Indoor air quality can be 2 to 5 times worse than outdoor air quality because of pollutants, such as pollen, bacteria, etc.



## How does Daikin Altherma HPC ensure a healthy and comfortable indoor air quality?

When a pollutant level of indoor air is reached, the IAQ sensor opens a damper, which allows fresh air to come in. The incoming fresh air is immediately heated or cooled (depending on the demand) by the heat pump convector. In this way the indoor air remains of good quality while comfort is ensured.






## Slim design



The floor standing Daikin Altherma HPC has a depth of only 135 mm that fits any house or apartment. Its optimised design was rewarded with the Reddot Design Award 2020.



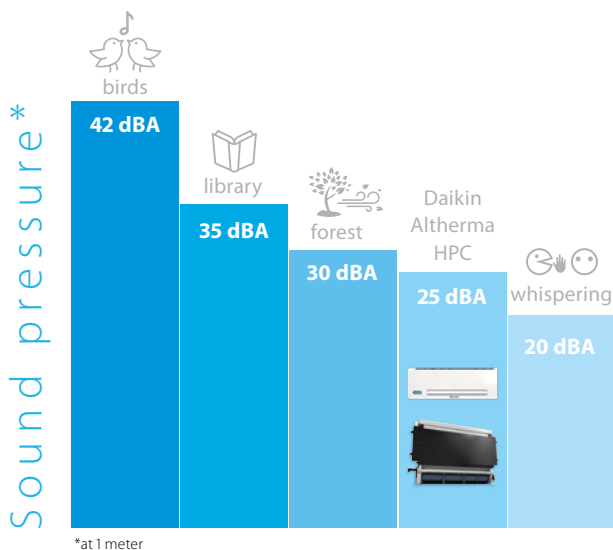
## Fast and high capacity

The Daikin Altherma HPC combines the advantages of residential underfloor heating and radiators. It delivers high-capacity heating or cooling faster and can be set at ultra-low temperatures (35/30 °C regime).



## Discreet

As the unit reaches its set point, a continuous modulating fan gradually reduces its speed and creates less noise. For the wall mounted and concealed units, the sound pressure measures 25dB(A) at 1m when the fan is on low-speed setting. Even lower sound pressure in super-silent mode (night mode).



## Controls

Daikin offers a wide variety of controllers that are functional and have a great design.

### EKRTCTRL1



- > Built-in controller
- > Fully modulating
- > Multicolor display

### EKRTCTRL2



- > Built-in controller
- > 4 speed settings

### EKWHCTRL1



- > Wall controller
- > Fully modulating
- > In combination with EKWHCTRL0

### EKPCBO



- > Built-in controller
- > ON/OFF
- > In combination with external thermostats

### EKWHCTRL1A



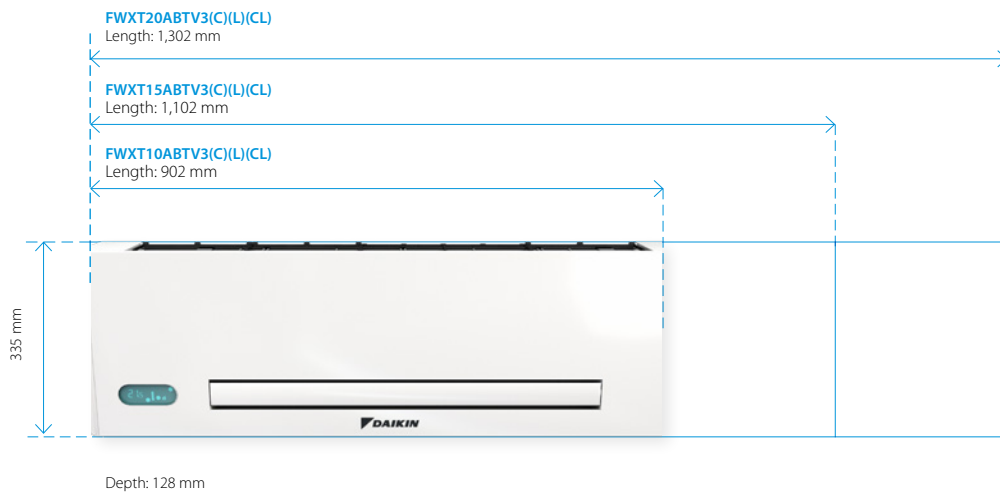
- > Wall controller
- > Fully modulating
- > In combination with EKWHCTRL0
- > Includes indoor air quality sensor



Thanks to its slim design, our wall-mounted unit blends in with your interior discreetly while helping you save valuable floor space.

## Slim design

Daikin Altherma HPC is a compact unit made of a design metal casing including all valves.



## Controls

Choice of:

- > Fully modulating controller allowing for remote control of the unit.
- > Infrared remote controller and on-board touch panel.

### EKWHCTRL1




- > Wall controller
- > Fully modulating
- > For models FWXT-ABTV3(L)

### Infrared remote controller



- > Remote
- > Fully modulating
- > For models FWXT-ABTV3(C)(L)

## Compactness



- 1 Slim depth**  
The depth of 128 mm is an outstanding technical achievement that ensures a perfect fit in any home.
- 2 More space for valves**  
Ease of installation: the space for hydraulic valves is wide and easily accessible.

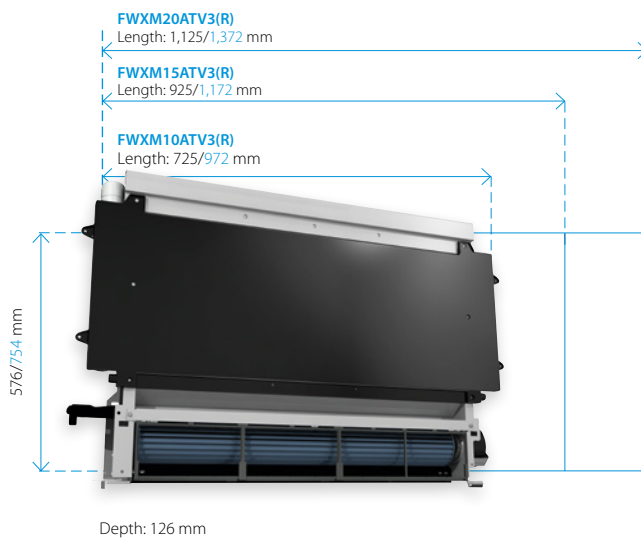
- 3 Modulated airflow**  
When there is less heating demand, the unit modulates its airflow to slow down the fan rate, and in the process, lowers the operational sound.





Forget about your heating or cooling installation altogether: our concealed model vanishes into the wall or ceiling for visual comfort while preserving its unique heating and cooling capabilities.

## Slim design



Blue dimensions are for the front cover.

## Controls

### EKWHCTRL1




- > Wall controller
- > Fully modulating
- > In combination with EKWHCTRL0

## Flexible installation

Daikin Altherma HPC can be installed in four different ways, allowing you to install it in almost all conditions. The unit can be positioned horizontally or vertically. For horizontal, in-ceiling installation, three different possibilities are offered:

- > Horizontal cover panel and vertical grille for air outlet
- > Horizontal intake grille and vertical grille for air outlet
- > Horizontal intake and outlet grilles



## Heat pump convectors - FWXV-ABTV3(R)

More details and final information can be found by scanning or clicking the QR codes.



FWXV-ATV3



FWXV-ATV3R

Indoor unit				FWXV10ABTV3(R)	FWXV15ABTV3(R)	FWXV20ABTV3(R)	
Cooling capacity at 7/12 °C	Min.		kW	0.78	1.10	1.13	
	Med.		kW	1.11	1.65	1.98	
	Max.		kW	1.62	2.64	2.99	
Sensible cooling capacity at 7/12 °C	Min.		kW	0.58	0.82	0.85	
	Med.		kW	0.71	1.15	1.55	
	Max.		kW	1.25	1.91	2.33	
Heating capacity at 45/40 °C	Min.		kW	0.87	1.12	1.11	
	Med.		kW	1.27	1.83	2.32	
	Max.		kW	1.96	2.86	3.50	
Power input	Min.		W	6	7	8	
	Med.		W	10	13	15	
	Max.		W	19	25	31	
Fan speed	Min.		RPM		720		
	Med.		RPM		1,220		
	Max.		RPM		1,700		
Casing	Colour	White, RAL 9003					
	Material	Metal sheet					
Dimensions	Unit	Height	mm	601			
		Width	mm	999	1,199	1,399	
		Depth	mm	135			
	Packed unit	Height	mm	690			
		Width	mm	1,230	1,430	1,630	
		Depth	mm	210			
Weight	Unit		kg	20	23	26	
	Packed unit		kg	21	24	27	
Packing	Material	Carton					
	Weight		kg	1			
Heat exchanger	Quantity	1					
	Internal coil volume		l	0.80	1.13	1.46	
		Max Operating pressure		bar	10		
Water circuit	Piping connections diameter		inch	3/4" male			
	Piping material	Copper					
	Heating - Water pressure drop at 45/40 °C	Min.		kPa	7	9	8
		Med.		kPa	8	14	15
		Max.		kPa	11	23	22
	Cooling - Water pressure drop at 7/12 °C	Min.		kPa	7	9	8
		Med.		kPa	8	14	15
		Max.		kPa	11	23	22
	Heating - Water flow rate at 45/40 °C	Min.		kg/h	150	193	191
		Med.		kg/h	218	315	399
		Max.		kg/h	337	492	602
	Cooling - Water flow rate at 7/12 °C	Min.		kg/h	134	189	194
		Med.		kg/h	191	284	341
Max.			kg/h	279	454	514	
Sound power level	Pressure	Heating/Max.		bar			
				10			
	Min.		dBA	40	42	43	
	Med.		dBA	47	49	50	
Max.		dBA	56	57	58		
Operation range	Heating	Water side	Min.	°C			
			Max.	°C			
	Cooling	Water side	Min.	°C			
			Max.	°C			
	Indoor installation	Ambient	Min.	°CDB			
			Max.	°CDB			
Control systems	Infrared remote control	no					
	On-board control	yes					
Electrical specifications				FWXV10ABTV3(R)	FWXV15ABTV3(R)	FWXV20ABTV3(R)	
Power supply	Phase	1					
	Frequency		Hz	50			
	Voltage		V	230			
Electrical power consumption	Max.		W	19	25	31	
	Standby		W	3	4	5	
Current	Maximum running current		A	0.15	0.21	0.27	

More details and final information can be found by scanning or clicking the QR codes.



FWXT-ATV3



FWXT-ATV3C



FWXT-ATV3L



FWXT-ATV3CL



Indoor unit				FWXT10ABTV3(C)(L)(CL)	FWXT15ABTV3(C)(L)(CL)	FWXT20ABTV3(C)(L)(CL)	
Cooling capacity at 7/12 °C	Min.		kW	0.49	0.62	0.70	
	Med.		kW	0.88	1.08	1.21	
	Max.		kW	1.24	1.61	1.94	
Sensible cooling capacity at 7/12 °C	Min.		kW	0.37	0.52	0.57	
	Med.		kW	0.70	0.86	1.02	
	Max.		kW	0.98	1.27	1.52	
Heating capacity at 45/40 °C	Min.		kW	0.55	0.79	0.74	
	Med.		kW	1	1.36	1.55	
	Max.		kW	1.50	2.01	2.13	
Power input	Min.		W	5			
	Mid.		W	8	9	10	
	Max.		W	19	20	29	
Fan speed	Min.		RPM		680		
	Med.		RPM		1,100		
	Max.		RPM		1,500		
Casing	Colour	White, RAL 9003					
	Material	Metal sheet					
Dimensions	Unit	Height	mm	335			
		Width	mm	902	1,102	1,302	
		Depth	mm	128			
	Packed unit	Height	mm	490			
		Width	mm	1,030	1,230	1,430	
		Depth	mm	210			
Weight	Unit		kg	14	16	19	
	Packed unit		kg	15	17	20	
Packing	Material	Carton					
	Weight		kg	1			
Heat exchanger	Quantity	1					
	Internal coil volume		l	0.50	0.61	0.77	
		Max Operating pressure		bar	10		
Water circuit	Piping connections diameter		inch	3/4" male			
	Piping material	Copper					
	Heating - Water pressure drop at 45/40 °C	Min.		kPa	5.10	4.81	6
		Med.		kPa	12	6.30	6.40
		Max.		kPa	16.30	7.20	8.10
	Cooling - Water pressure drop at 7/12 °C	Min.		kPa	4.80	4.70	5.50
		Med.		kPa	10.50	5.60	5.40
		Max.		kPa	11.70	5.10	5.30
	Heating - Water flow rate at 45/40 °C	Min.		kg/h	100	140	150
		Med.		kg/h	170	240	300
		Max.		kg/h	260	350	420
	Cooling - Water flow rate at 7/12 °C	Min.		kg/h	80	110	120
Med.			kg/h	150	190	210	
Max.			kg/h	210	280	330	
Sound power level	Pressure	Heating/Max.	bar	10			
			Min.	dBA	35	36	37
			Med.	dBA	46	47	48
	Max.	dBA	53	54	55		
Operation range	Heating	Water side	Min.	°C	30		
			Max.	°C	85		
	Cooling	Water side	Min.	°C	5		
			Max.	°C	18		
	Indoor installation	Ambient	Min.	°CDB	0		
			Max.	°CDB	45		
Control systems	Infrared remote control	yes for -C models					
	On-board control	yes					
Electrical specifications				FWXT10ABTV3(C)(L)(CL)	FWXT15ABTV3(C)(L)(CL)	FWXT20ABTV3(C)(L)(CL)	
Power supply	Phase	1					
	Frequency		Hz	50			
	Voltage		V	230			
Electrical power consumption	Max.		W	19	20	29	
	Standby		W	3	4	5	
Current	Maximum running current		A	0.16	0.18	0.24	

## Heat pump convectors - FWXM-ATV3(R)

More details and final information can be found by scanning or clicking the QR codes.






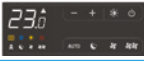


























FWXM-ATV3



FWXM-ATV3R

Indoor unit				FWXM10ATV3(R)	FWXM15ATV3(R)	FWXM20ATV3(R)	
Cooling capacity at 7/12 °C	Min.		kW	0.75	1.15	1.32	
	Med.		kW	1.36	2.08	2.39	
	Max.		kW	2.12	2.81	3.30	
Sensible cooling capacity at 7/12 °C	Min.		kW	0.59	0.83	1.02	
	Med.		kW	1.07	1.51	1.84	
	Max.		kW	1.72	2.11	2.71	
Heating capacity at 45/40 °C	Min.		kW	0.82	1.20	1.47	
	Med.		kW	1.53	2.16	2.59	
	Max.		kW	2.21	3.02	3.81	
Power input	Min.		W	4	6	5	
	Med.		W	8	11	11	
	Max.		W	19	20	29	
Fan speed	Min.		RPM	680			
	Med.		RPM	1,100			
	Max.		RPM	1,500			
Casing	Material			No casing			
Dimensions	Unit	Height	mm	576			
		Width	mm	725	925	1,125	
		Depth	mm	126			
	Packed unit	Height	mm	690			
		Width	mm	830	1,030	1,230	
		Depth	mm	210			
Weight	Unit		kg	12	15	18	
	Packed unit		kg	13	16	19	
Packing	Material			Carton			
	Weight			kg			
Heat exchanger	Quantity			1	1	1	
	Internal coil volume			l	0.80	1.13	1.46
Water circuit	Max Operating pressure			bar			
	Piping connections diameter			inch			
	Piping material			3/4" male Copper			
	Heating - Water pressure drop at 45/40 °C	Min.		kPa	1.50	2.70	3
		Med.		kPa	4.30	9.30	8.90
		Max.		kPa	1.90	19.10	21.20
	Cooling - Water pressure drop at 7/12 °C	Min.		kPa	1.90	2.70	2.50
		Med.		kPa	4.30	9.90	8.80
		Max.		kPa	8.20	17.10	18
	Heating - Water flow rate at 45/40 °C	Min.		kg/h	141	206	253
		Med.		kg/h	263	372	445
		Max.		kg/h	380	519	655
	Cooling - Water flow rate at 7/12 °C	Min.		kg/h	129	198	227
		Med.		kg/h	234	358	411
Max.			kg/h	365	483	568	
Pressure			bar				
Heating/Max.			10				
Sound power level	Min.		dBA	35	36	36	
	Med.		dBA	45	46	47	
	Max.		dBA	53	54	55	
Operation range	Heating	Water side	Min.	°C	30		
			Max.	°C	85		
	Cooling	Water side	Min.	°C	5		
			Max.	°C	18		
	Indoor installation	Ambient	Min.	°CDB	0		
			Max.	°CDB	45		
Control systems	Infrared remote control			no			
	On-board control			no			
Electrical specifications				FWXM10ATV3(R)	FWXM15ATV3(R)	FWXM20ATV3(R)	
Power supply	Phase			1			
	Frequency			Hz			
	Voltage			V			
Electrical power consumption	Max.			19	20	29	
	Standby			3	4	5	
Current	Maximum running current			0.16	0.18	0.26	

				
FWXV10ABTV3(R)	FWXT10ABTV3(C)(L)(CL)	FWXM10ATV3(R)	FWXM15ATV3(R)	FWXM20ATV3(R)
FWXV15ABTV3(R)	FWXT15ABTV3(C)(L)(CL)			
FWXV20ABTV3(R)	FWXT20ABTV3(C)(L)(CL)			

Description	Picture	Material name				
On-board electronic control SMART TOUCH with PID full modulating fan and thermostat		EKRTCTRL1	●			
On-board electronic control SMART TOUCH 4 speeds with thermostat		EKRTCTRL2	●			
On-board 4 speeds control switch to be combined with Daikin compatible thermostats		EKPCB0	●		●	●
On board 4 speeds control box to be combine with 4 speed thermostats		EKPCB4S	●		●	●
On board 1-10V control box to be combine with 1-10V thermostats		EKPCB10	●		●	●
On-board controller for EKWHCTRL1		EKWHCTRL0	●		●	●
SMART LCD wall controller with temperature probe, white casing		EKWHCTRL1	●	● (excl. FWXT-ABTV3(C/CL))	●	●
SMART LCD wall controller with temperature probe, white casing, including indoor air quality sensor		EKWHCTRL1A	●			
IR remote control				Standard (only FWXT-ABTV3(C/CL))		
Fresh air damper kit		EKFCD80	●			
Aesthetical feet		EKFA	●			
Motorised 2-way valve (FWXV/M)		EK2VK0	●		●	●
Motorised 2-way valve (FWXT)		EKT2VK0		●		
Motorised 3-way valve (FWXV/M)		EK3VK1	●		●	●
Motorised 3-way valve (FWXT)		EKT3VK1		●		
L-bow 90 °C		EKEUR90	●		●	●
Extension piece		EKDIST	●		●	●
Condensate collector tray for horizontal installation		EKM10COH	●			
		EKM15COH	●			
		EKM20COH	●			
Metal casing		EKM10CS			●	
		EKM15CS				●
		EKM20CS				
Front cover for ceiling installation		EKM10CH			●	
		EKM15CH				●
		EKM20CH				
Front cover for wall installation		EKM10CV			●	
		EKM15CV				●
		EKM20CV				
Air intake fitting		EKM10DH			●	
		EKM15DH				●
		EKM20DH				
90 °C exhaust bend (Horizontal)		EKM10D90			●	
		EKM15D90				●
		EKM20D90				
Telescopic air flow duct		EKM10DT			●	
		EKM15DT				●
		EKM20DT				
Aluminum air intake grille with straight airflow		EKM10IS			●	
		EKM15IS				●
		EKM20IS				
Straight airflow vent		EKM10SV			●	
		EKM15SV				●
		EKM20SV				
Aluminum air intake grille with curved airflow		EKM10IC			●	
		EKM15IC				●
		EKM20IC				
Aluminum air outlet grille with curved airflow		EKM10CA			●	
		EKM15CA				●
		EKM20CA				



# Daikin Altherma ST - Solar heating systems

Solar panels for pressurised use and Drain-back system	272
Solar panel - pressurised system	274
Solar panels - drain-back system	276
Solar collector	279
Pump station	279

# Daikin Altherma ST

## Maximising renewable energy



## Why choose a Daikin Altherma ST solar panel?

Daikin's solar panels are designed to complement a variety of heating systems to garner more renewable energy to deliver hot water to your home.

# ECH<sub>2</sub>O

### ✓ Comfort

- › Flexible solar system for pressureless (drain-back) and pressurised solar systems
- › Hot tap water and heating support generated by solar energy
- › Highly efficient flat solar panels that are available in 3 installation options:
  - On roof
  - In-roof
  - Flat roof

### ✓ Energy efficiency


**ECH<sub>2</sub>O thermal store range:**  
Hot water savings with solar energy

Reduce your energy costs by taking advantage of the sun's renewable energy with our solar hot water systems. Built for small and large homes, individuals can choose between a pressureless or pressurised hot water system.

### ✓ Reliability

#### Keymark Certificate

- › Daikin's solar collectors have been awarded the Solar Keymark certification. Recognised across Europe, the Keymark for solar thermal products helps users select quality solar collectors. In most European countries this certification is mandatory for the products to be eligible for subsidies



011-751016 F





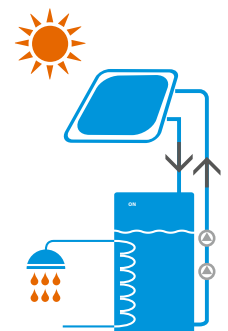
## The Drain-Back solar system

### ✓ How is it working?

- › Starting the pump station engages the filling of the primary network and ensures the energy transfer from the solar collectors to the thermal store.
- › Whenever the pump station stops working, the water contained in the collectors goes down back to the thermal store
- › The air intake allowing the draining is ensured by an orifice always placed out of water (at atmospheric pressure)
- › Thanks to this unique way of working, no safety devices, safety valves, expansion vessels, anti-return valve or glycol are necessary

### ✓ Advantages

- › 0% glycol: the liquid carrying the heat is only the water inside the system
- › Self-working system with the pump station modulations depending the temperatures inside the collectors and the thermal store
- › Automatic management of the defrost mode and avoidance of overheating mode
- › No commissioning on the solar system, no replacement of the heat-carrying liquid



## The pressurised solar system

### ✓ How is it working?

- › The heat-carrying liquid is mixed with glycol to avoid freezing in the solar collectors system
- › Whenever the solar collectors reach an useful temperature level, the system provides a continuous supply of energy
- › The energy from the collectors is returned to the thermal store thanks to the coil

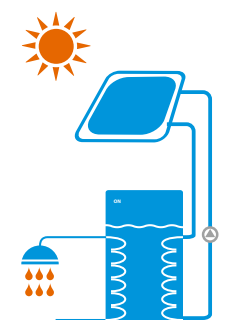
### ✓ Advantages

#### **Monovalent**

- › The solar system is used as first heating source and can be coupled with a wall mounted boiler. The cold water is first pre-heated in the thermal store and the boiler can provide additional heat instantaneously if needed

#### **Bivalent**

- › The solar system integrates a backup heater. The domestic hot water is directly produced in the thermal store. The additional heater ensures the back-up in case of low sunshine



## Solar panel - Overview EKS21P - small vertical model

### Material list for standard solar panel systems for hot water preparation and heating support EKS21P

#### Solar panel EKS21P



Number of solar panels Type of installation Article	Type	Order No.	2		3		4		5	
			On-roof Quantity	In-roof Quantity	On-roof Quantity	In-roof Quantity	On-roof Quantity	In-roof Quantity	On-roof Quantity	In-roof Quantity
Solar panel	EKS21P	16 20 12-RTX	2	2	3	3	4	4	5	5
Solar panel connection	FIX-VBP	16 20 16-RTX	1	1	2	2	3	3	4	4
Installation rail for individual solar panel	FIX MP 100	16 20 66	2	2	3	3	4	4	5	5
On-roof installation kit for one solar panel <sup>DB+P)</sup> (2 roof hooks per kit)	FIX-ADDP	16 20 85	4 <sup>2)</sup>	0	6 <sup>2)</sup>	0	8 <sup>2)</sup>	0	10 <sup>2)</sup>	0
In-roof installation package, basic storage for two solar panel	IB EKS21P	16 20 17	0	1	0	1	0	1	0	1
In-roof installation package, additional storage for central solar panel	IE EKS21P	16 20 18	0	0	0	1	0	2	0	3

### Material list standard solar panels with Drain-back system



Type of installation	Type	Order No.	On-roof Quantity	In-roof Quantity
Control and pump unit	RPS 4	EKS RPS4A	1	1
Support for connecting pipe solar panel	TS	16 42 45	1	1
Connection pipe solar panel	CON 15	16 47 32	1	1
Roof penetration pack solar panel on-roof	EKSRCAP EKSRCRP	EKSRCAP anthracite EKSRCRP red	1	0
Installation accessories, solar panel in-roof	RCIP	16 20 37-RTX	0	1

#### Nominal volume, complete system

Number of solar panels	2	3	4	5
Connecting line 15 m	DN 16	DN 16	DN 20	DN 20
Nominal system volume (L)	20.2	21.5	22.8	24.1

### Material list solar panels with pressurised system <sup>1)</sup>



Number of solar panels Article	Type	Order No.	up to 2 Quantity	up to 3 Quantity	4 to 5 Quantity
Controller	EKSDSR1A	EKSDSR1A	1	1	1
Pressure station solar panel	EKS RDS2A	EKS RDS2A	1	1	1
Solar panel pressurised solar line DN16 15 m	CON 15P16	16 20 73	1	1	0
Solar panel pressurised solar connection kit DN16	CON CP16	16 20 75	1	1	0
Solar panel pressurised solar line DN20 15 m	CON 15P20	16 20 74	0	0	1
Solar panel pressurised solar connection kit DN20	CON CP20	16 20 76	0	0	1
Solar panel expansion vessel 12 L *	MAG S12	16 20 70	1	0	0
Solar panel expansion vessel 25 L *	MAG S 25	16 20 50	0	1	0
Solar panel expansion vessel 35 L *	MAG S 35	16 20 51	0	0	1
Installation material solar panel with pressure system <sup>1)</sup>	RCP	EKS RCP	1	1	1



Drain-back system



Pressurised system

DB) Only required for installations with drain-back system.

P) Only required for pressurised installations.

\* Standard recommendation, after detailed expansion vessel calculation, other expansion vessels may be necessary.

1) The roof penetration for on-roof and flat roof installation is to be provided by the customer.

The solar fluid must be ordered separately.

2) The number of roof hooks must be checked if necessary (see installation instructions ADM).

Material list for standard solar panel systems for hot water preparation and heating support EKS26P

Solar panel  
EKS26P



Number of solar panels Type of installation / Article	Type	Order No.	2		3		4		5		5		5	
			On-roof Quantity	In-roof Quantity	Flat roof Quantity	On-roof Quantity	In-roof Quantity	Flat roof Quantity	On-roof Quantity	In-roof Quantity	Flat roof Quantity	On-roof Quantity	In-roof Quantity	Flat roof Quantity
Solar panel	EKS26P	EKS26P	2	2	2	3	3	3	4	4	4	5	5	5
Solar panel connection	FIX-VBP	16 20 16 - RTX	1	1	1	2	2	2	3	3	3	4	4	4
Mounting rail single collector	FIX MP 130	16 20 67	2	2	2	3	3	3	4	4	4	5	5	5
On-roof installation pack for one solar panel <sup>(DB+P)</sup> (2 roof hooks per kit)	FIX-ADDP	16 20 85	4 <sup>2)</sup>	0	0	6 <sup>2)</sup>	0	0	8 <sup>2)</sup>	0	0	10 <sup>2)</sup>	0	0
In-roof installation kit, basic flashing for two solar panels	IB V26P	16 20 19	0	1	0	0	1	0	0	1	0	0	1	0
In-roof installation pack, additional flashing for central solar panel	IE V26P	16 20 20	0	0	0	0	1	0	0	2	0	0	3	0
Flat-roof frame, basic pack for two solar panels	FB V26P	16 20 58	0	0	1	0	0	1	0	0	1	0	0	1
Flat-roof frame, expansion pack additional solar panel	FE V26P	16 20 59	0	0	0	0	0	1	0	0	2	0	0	3

Material list standard solar panels with Drain-back system



Number of solar panels Installation type / Article	Type	Order No.	On-roof Quantity	In-roof Quantity	Flat roof Quantity
Control and pump unit	EKS26P4A	EKS26P4A	1	1	1
Additional support troughs for connecting pipe solar panel	TS	16 42 45	1	1	1
Connection pipe solar panel	CON 15	16 47 32	1	1	1
Roof penetration pack solar panel on-roof	EKS26P EKS26P	EKS26P Anthracite EKS26P Red	1	0	0
Installation accessories, solar panel in-roof	RCIP	16 20 37-RTX	0	1	0
Roof penetration pack solar panel flat roof	RCFP	16 20 38-RTX	0	0	1

Material list solar panels with pressurised system <sup>1)</sup>



Number of solar panels Installation type / Article	Type	Order No.	up to 2 Quantity	up to 3 Quantity	4 to 5 Quantity	Nominal volume, complete system				
						Number of solar panels	2	3	4	5
Controller	EKS26P1A	EKS26P1A	1	1	1	Connecting line 15 m	DN 16	DN 16	DN 20	DN 20
Pressure station solar panel	EKS26P2A	EKS26P2A	1	1	1	Nominal volume entire system (L)	21	22.7	24.4	26.1
Solar panel pressurised solar line DN16 15 m	CON 15P16	16 20 73	1	1	0					
Solar panel pressurised solar connection kit DN16	CON CP16	16 20 75	1	1	0					
Solar panel pressurised solar line DN20 15 m	CON 15P20	16 20 74	0	0	1					
Solar panel pressurised solar connection kit DN20	CON CP20	16 20 76	0	0	1					
Solar panel expansion vessel 12 L *	MAG S12	16 20 70	1	0	0					
Solar panel expansion vessel 25 L *	MAG S 25	16 20 50	0	1	0					
Solar panel expansion vessel 35 L *	MAG S 35	16 20 51	0	0	1					
Installation material solar panel with pressure system <sup>1)</sup>	RCP	EKS26P	1	1	1					

Material list for standard solar panel systems for hot water preparation and heating support EKSH26P

Solar panel  
H26 P



Number of solar panels Type of installation Article	Type	Order No.	1 On-roof Quantity	1 Flat roof Quantity	2 On-roof Quantity	2 Flat roof Quantity	3 On-roof Quantity	3 Flat roof Quantity	4 On-roof Quantity	4 Flat roof Quantity	5 On-roof Quantity	5 Flat roof Quantity
Solar panel	EKSH26P	EKSH26P	1	1	2	2	3	3	4	4	5	5
Solar panel connection	FIX-VBP	16 20 16 - RTX	0	0	1	1	2	2	3	3	4	4
Installation rail guide for individual solar panel	FIX MP 200	16 20 68	1	1	2	2	3	3	4	4	5	5
On-roof installation pack for one solar panel <sup>P)</sup> (4 roof hooks per kit)	FIX-ADDP	16 20 85	2 <sup>2)</sup>	0	4 <sup>2)</sup>	0	6 <sup>2)</sup>	0	8 <sup>2)</sup>	0	10 <sup>2)</sup>	0
Flat roof support frame basic kit for one solar panel	FB H26P	16 20 60	0	1	0	1	0	1	0	1	0	1
Flat roof trestle Extension pack for one additional solar panel	FE H26P	16 20 61	0	0	0	1	0	2	0	3	0	4



Nominal volume, complete system				
Number of solar panels	2	3	4	5
Connecting line 15 m	DN 16	DN 16	DN 20	DN 20
Nominal volume system (L)	21.6	23.9	26	28.1

Material list solar panels with pressurised system <sup>1)</sup>



Number of solar panels Installation type / Article	Type	Order No.	up to 3 Quantity	4 to 5 Quantity
Pressurised thermal store	EKHWP500PB	EKHWP500PB	1	1
Controller	EKSDSR1A	EKSDSR1A	1	1
Pressure station solar panel	EKSRDS2A	EKSRDS2A	1	1
Solar panel pressurised solar line DN16 15 m	CON 15P16	16 20 73	1	0
Solar panel pressurised solar connection kit DN16	CON CP16	16 20 75	1	0
Solar panel pressurised solar line DN20 15 m	CON 15P20	16 20 74	0	1
Solar panel pressurised solar connection kit DN20	CON CP20	16 20 76	0	1
Solar panel expansion vessel 12 L *	MAG S12	16 20 70	0	0
Solar panel expansion vessel 25 L *	MAG S 25	16 20 50	1	0
Solar panel expansion vessel 35 L *	MAG S 35	16 20 51	0	1
Installation material solar panel with pressure system <sup>1)</sup>	RCP	EKSRCP	1	1



Pressurised system

- P) Only required for pressurised installations.
- \* Standard recommendation, after detailed expansion vessel calculation, other expansion vessels may be necessary.
- 1) The roof penetration for on-roof and flat roof installation is to be provided by the customer. The solar fluid must be ordered separately.
- 2) The number of roof hooks must be checked if necessary (see installation instructions ADM).

## Solar panel - Overview EKS26P - standard vertical model

List of materials for solar components that connect several storage tanks




Total number of storage tanks Article	Type	Order No.	2 Quantity	3 Quantity
Solar panel storage tank extension kit	CON SX	16 01 20	1	1
Solar panel storage tank extension kit 2	CON SXE	16 01 21	0	1

## Solar panels for pressurised use and Drain-back system

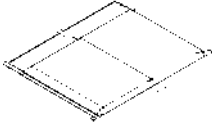

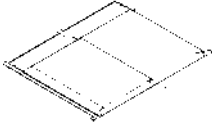

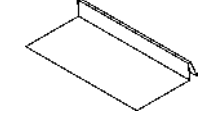



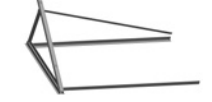
**High-efficiency flat solar panels**

Stable watertight solar panel frame made of black anodised aluminium, highly special coating and safety glass, low-reflection, efficient heat insulation of the solar panel back plane with mineral wool. The minimum efficiency of the solar panel is more than 525kWh/m<sup>2</sup> per year (location: Würzburg, Germany). Suitable for drain-back and pressurised systems.

	Article	Type	Order No.
High-efficiency flat solar panel EKS21P	 (2,000 x 1,006 x 85 mm), solar panel area 1.79 m <sup>2</sup> , Weight 35kg, water content 1.3 l. Max. 6 bar.	EKS21P	EKS21P
High-efficiency flat solar panel EKS26P	(2,000 x 1,300 x 85 mm), solar panel area 2.35 m <sup>2</sup> , Weight 42kg, water content 1.7 l. Max. 6 bar.	EKS26P	EKS26P
High-efficiency flat solar panel EKSH26P	 (1,300 x 2,000 x 85 mm), solar panel area 2.35 m <sup>2</sup> , Weight 42kg, water content 2.1 l. Max. 6 bar.	EKSH26P	EKSH26P
Solar panel connection	 Installation profile connector, expansion joints and double clamping blocks.	FIX-VBP	16 20 16-RTX
Installation profile rail for EKS21P	 Consisting of installation profile rails and solar panel securing clips.	FIX MP 100	16 20 66
Installation profile rail for EKS26P	 Consisting of installation profile rails and solar panel securing clips.	FIX MP 130	16 20 67
Installation profile rail for EKSH26P	 Consisting of installation profile rails and solar panel securing clips.	FIX MP 200	16 20 68
Support for connecting pipe solar panel	 Support troughs (5 in number, length, in each case, 1.3 m) for support of the solar panel plastic connection lines in Drain-Back.	TS	16 42 45
On-roof installation pack slate	 4 roof hooks for flat roofing, e.g. slate, for one solar panel.	FIX ADS	16 47 23
On-roof installation pack MULTI	 2 height-adjustable roof hooks for drain-back and pressure system, including mounting materials.	FIX-ADDP	16 20 85
Roof holder for corrugated covering	 4 holders including fixing material for one solar panel.	FIX-WD	16 47 03-RTX
Roof holder for welded sheet metal covering	 4 holders including fixing material for one solar panel. Note: for on-roof installation only.	FIX-BD	16 47 04-RTX

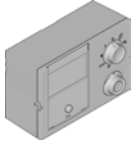
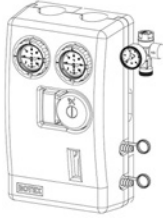
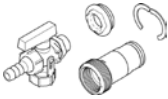







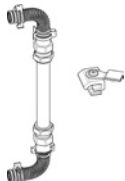
## Solar panels for pressurised use and Drain-back system



		Article	Type	Order No.
Basic in-roof assembly package EKS21P		Basic flashing for two solar panels, duct set including installation material. Minimum roof gradient 15°.	IB V21P	16 20 17
Extension kit in-roof mounting EKS21P		Additional package for an additional solar panel, duct set including installation material. Minimum roof gradient 15°.	IE V21P	16 20 18
Basic in-roof mounting pack EKS26P		Basic flashing for two solar panels, duct set including installation material. Minimum roof gradient 15°.	IB V26P	16 20 19
Expansion in-roof mounting pack EKS26P		Additional package for an additional solar panel, duct set including installation material. Minimum roof gradient 15°.	IE V26P	16 20 20
In-roof covering slate supplementary pack		30 layer pieces for flat coverings, e.g. slate (per basic in-roof pack you will need one supplementary pack).	FIX-IES	16 46 16-RTX
Basic pack flat-roof frame for mounting of two EKS26P solar panels on flat roofs		Pre-assembled system for simple and rapid installation, adjustable gradient (30° to 60°). Suitable for wind load zone WLZ 2 (only to a limited extent for WLZ 3).	FB V26P	16 20 58
Extension pack flat-roof frame for one additional EKS26P solar panel		Extension for FB V26P.	FE V26P	16 20 59
Basic pack flat-roof frame for mounting of one EKSH26P collector on flat roofs		Pre-assembled system for simple and rapid installation, adjustable gradient (30° to 60°). Suitable for wind load zone WLZ 2 (only to a limited extent for WLZ 3).	FB H26P	16 20 60
Extension pack flat-roof frame for one additional EKSH26P solar panel		Extension for FB H26P.	FE H26P	16 20 61
Disassembly tools ducts drain-back system			FIX LP	16 20 29-RTX

# Solar panel - pressurised system


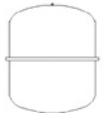







	Article	Type	Order No.
<b>Controller</b>	 <p>Temperature-difference regulator for the solar panel with pressure system. Regulator with graphic display for representation of hydraulic schematics and yield balances, for example. Including return flow and storage tank temperature sensor and housing for wall mounting.</p>	EKSDSR1A	EKSDSR1A
<b>Pressure station</b>	 <p>Consists of: Pipe connection <math>\varnothing</math> 22 mm including pipe compression fittings and support sleeves (5x), flow measurement unit with 2 x KFE cock, integrated air separator, ball-cocks with integrated back-flow prevention, Grundfos Solar 25-65 pump, safety group with pressure gauge, including insulation and installation accessories.</p>	EKSRDS2A	EKSRDS2A
<b>Fill and drain connection</b>	 <p>For RPS3 and tanks from 2013 onwards, for easy filling and emptying through the fill and drain valve.</p>	KFE BA	16 52 15
<b>Solar panel pressurised solar line DN 16</b>	 <p>15 m thermally-insulated stainless steel corrugated pipe line for solar panel pressurised systems with inserted sensor line nominal size DN 16. For systems of up to 3 solar panels and a line length of up to 25 m. Without connection fittings.</p>	CON 15P16	16 20 73
<b>Solar panel pressurised solar connection kit DN 16</b>	 <p>All necessary fittings for connecting the pressurised solar line DN 16. Required together with CON 15P16.</p>	CON CP16	16 20 75
<b>Solar panel pressurised solar connection kit DN 16</b>	 <p>Fittings for connecting two pressurised solar lines DN 16.</p>	CON XP16	16 20 71
<b>Solar panel pressurised solar line DN 20</b>	 <p>15 m thermally-insulated stainless steel corrugated pipe line for solar panel pressurised systems with inserted sensor line nominal size DN 20. For systems up to 5 solar panels and a line length of up to 25 m. Without connection fittings.</p>	CON 15P20	16 20 74
<b>Pressurised solar connection kit DN 20</b>	 <p>All necessary fittings for connecting the pressurised solar line DN 20. Always required together with CON 15P20.</p>	CON CP20	16 20 76
<b>Solar panel pressurised solar connection kit DN 20</b>	 <p>Fittings for connecting the pressurised solar line DN 20.</p>	CON P20	16 20 72
<b>Installation material solar panel pressurised system</b>	 <p>Connection fittings for pressurised systems and solar panel installation material, consisting of installation material for solar panel and connection pipe, 2 m UV-proof thermal insulation for the outer area, connection fittings and panel temperature sensor. The roof penetration must be provided to the customer.</p>	RCP	EKSRCP
<b>Solar panel row connection for the solar panel with pressure system</b>	 <p>Connection kit for connecting two rows of solar panels in parallel. Consisting of solar panel installation material, equipotential bonding terminals, end caps, connection elbows and 1 m thermally-insulated piping.</p>	CON LCP	16 20 45










# Solar panel - pressurised system





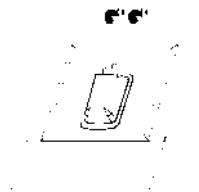




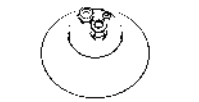
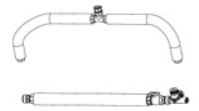
		Article	Type	Order No.
Expansion vessel 12 L with connection block		For solar panels with pressure systems of max. 2 x EKS21P - solar panels.	MAG S12	16 20 70
Expansion vessel 25 L with connection block		For solar panels with pressure systems of max. 3 solar panels.	MAG S 25	16 20 50
Expansion vessel 35 L with connection block		For solar panels with pressure systems of max. 5 solar panels.	MAG S 35	16 20 51-RTX
GLYCOL CORACON SOL 5F		20 L can of pre-mixed solar fluid, functional range up to -28 °C.	CORACON SOL 5F	16 20 52-RTX
Fill and draining valve				16 41 17
GLYCOL CORACON SOL 5		1 L of solar fluid concentrate for extension of the frost range. With 20 L of solar fluid with 1 L additive, the use range extends down to -33 °C. For 20 L of solar fluid with 2x 1 L of additive, the functional range is extended to -38 °C.	CORACON SOL 5	16 20 53
Circulation lance		For energetically-optimised incorporation of the domestic hot water circulation in the hot water connection of the warm-water storage tank.	ZKL	16 51 13
Thermostatic mixer as scalding protector		Thermal safety device for the domestic water pipe. Setting range 35-60 °C.	VTA32	15 60 15
Screw connection kit 1"		For connection of the scald protection VTA32.		15 60 16
Thermostatic regulator 230V		With capillary tube temperature sensor, setting range 35-85 °C.	SCS-TR	16 41 30
3-way switching valve 1" male		With motor drive 230V, switchover time 6 sec.	3 W-UV	15 60 34

## Solar panels - drain-back system






	Article	Type	Order No.
<b>EKS RPS4 regulation and pump unit</b>	 <p>Ready to plug in unit (230V), with digital differential temperature regulation, return and storage tank temperature sensors, high-efficiency circulation pump.</p> <p>INFO: The flow sensor (FLS 20), included in the supply, provides more effective operation of the EKS RPS4. In addition to direct calculation of the heat output, the sensor allows modulation of the operating pump and thus an additional saving in electrical energy.</p>	EKS RPS4	EKS RPS4A
<b>Additional pump set RPS4</b>			164243
<b>Fill and tap connection solar panel with drain-back system</b>		For easy filling of solar panels with drain-back system from 2013 onwards through the solar flow connector.	KFE DB BA 16 52 16
<b>Burner blocking contact connection cable</b>	 <p>For RPS2, RPS3, RPS3 M, RPS3 25M.</p>	BSKK	16 41 10-RTX
<b>Solar panel FlowGuard solar flow regulator</b>	 <p>With solar flow indicator 2-16 l/min.</p>	FLG	16 41 02-RTX
<b>Connection tube solar panel</b>	 <p>Ready to connect connection line 15 m between solar panel and pump station, consisting of thermally-insulated flow and return line with integrated sensor cable.</p>	CON 15	16 47 32
<b>Connection tube solar panel</b>	 <p>Ready to connect connection line 20 m between solar panel and pump station, consisting of thermally-insulated flow and return line with integrated sensor cable.</p>	CON 20	16 47 33
<b>Solar panel solar flow sensor 100</b>	 <p>Sensor for expanding RPS3 25M control system, enables heat yield metering in large installations. Measuring range up to 100 l/min.</p>	FLS 100	16 41 03-RTX
<b>Extension</b>	 <p>For connecting a collector array (EKSV21P, EKSV26P, EKSH26P) to the on-site rigid copper connection pipes when using roof penetration box kits EKSRCAP, EKSRCP, RCIP, RCFP.</p>	CON X20 25M	16 42 31

# Solar panels - drain-back system

	Article	Type	Order No.										
Extension connection tube solar panel	 <p>Ready to plug in including installation material and connection fittings L = 2.5 m L = 5.0 m L = 10.0 m</p> <p>Maximum possible length of the connection pipe:</p> <table border="1"> <thead> <tr> <th>Number of solar panels</th> <th>Max. length</th> </tr> </thead> <tbody> <tr> <td>2</td> <td>45 m</td> </tr> <tr> <td>3</td> <td>30 m</td> </tr> <tr> <td>4</td> <td>17 m</td> </tr> <tr> <td>5</td> <td>15 m</td> </tr> </tbody> </table>	Number of solar panels	Max. length	2	45 m	3	30 m	4	17 m	5	15 m	CON X 25 CON X 50 CON X 100	16 42 61 16 42 62 16 42 63
		Number of solar panels	Max. length										
2	45 m												
3	30 m												
4	17 m												
5	15 m												
Extension of the inflow pipe	 <p>UV-resistant thermally-insulated, length = 8 m, including cable connecting fitting for the solar panel sensor line.</p>	CON XV 80	16 42 64										
On-roof roof penetration, anthracite		<p>Roof penetration pack with connection fittings and solar panel installation material, consisting of anthracite roof penetration, installation material for solar panel and connection pipe, 2 m UV-proof heat insulation for the outer area, connection fittings with detaching tools and panel temperature sensor.</p>	EKSRCAP	EKSRCAP									
On-roof roof penetration, tile red		<p>Roof penetration pack with connection fittings and solar panel installation material, consisting of tile red roof penetration, installation material for solar panel and connection pipe, 2 m UV-proof heat insulation for the outer area, connection fittings with detaching tools and panel temperature sensor.</p>	EKSRCRP	EKSRCRP									
Solar panel panel row connection		<p>Connection kit for connecting two rows of solar panels one above the other. Consisting of solar panel installation material, equipotential bonding terminals, end caps, connection elbows and 1 m thermally-insulated piping.</p>	CON RVP	16 20 35-RTX									
Installation material, solar panel in-roof		<p>Ready to plug in including installation material and connection fittings.</p>	RCIP	16 20 37-RTX									
Roof penetration, flat roof		<p>Roof penetration pack with connection fittings and solar panel installation material, consisting of flat-roof roof penetration, installation material for solar panel and connection pipe, 8.5 m UV-proof heat insulation for the outer area, connection fittings with detaching tools and panel temperature sensor.</p>	RCFP	16 20 38-RTX									
Roof penetration flat-roof for alternate side solar panel connection		<p>Flat roof penetration with screw connections and blind plugs for penetration openings which are not used.</p>	CON FE	16 47 09									
Solar panel boiler extension kit		<p>Connection kit for the connection of two warm-water storage tanks, consisting of drain-back connection tube and lead supply line.</p>	CON SX	16 01 20									

## Solar panels - drain-back system



	Article	Type	Order No.
<b>Solar panel storage tank extension kit 2</b>	 <p>Connection kit for the connection of additional warm-water storage tanks, consisting of drain-back connection tube and lead supply line.</p>	CON SXE	16 01 21
<b>Circulation lance</b>	 <p>For energetically-optimised incorporation of the tap-water circulation in the hot water connection of the warm-water storage tank.</p>	ZKL	16 51 13
<b>Thermostatic mixer as scalding protector</b>	<p>Thermal safety device for the warm-water pipe. Setting range 35-60 °C.</p>	VTA32	15 60 15
<b>Screw connection kit 1"</b>	<p>For connection of the scald protection VTA32.</p>		15 60 16
<b>Thermostatic regulator 230V</b>	<p>With capillary tube temperature sensor, setting range 35-85 °C.</p>	SCS-TR	16 41 30
<b>3-way switching valve 1" male</b>	 <p>With motor drive 230V, switch-over time 6 sec.</p>	3 W-UV	15 60 34
<b>Collector connector (connect B)</b>			164201-RTX
<b>Connector 18/18</b>			164233-RTX
<b>Connector 15/15</b>			164234-RTX
<b>Plug-in coupling for RPS4 22/15</b>			164237-RTX

# Solar collector

Thermal solar collector for hot water production

- › Solar collectors can produce up to 70% of the energy needed for hot water production - a major cost saving
- › Horizontal solar collector for domestic hot water production
- › Vertical solar collector for domestic hot water production
- › High efficiency collectors transfer all the short-wave solar radiation into heat as a result of their highly selective coating
- › Easy to install on roof tiles
- › Can be used for drain-back and pressurised applications

More details and final information can be found by scanning or clicking the QR codes.



EKSV-P



EKSH-P



EKSV21P

Accessory				EKSV21P	EKSV26P	EKSH26P
Mounting				Vertical		Horizontal
Dimensions	Unit	HeightxWidthxDepth	mm	2,000x1,006x85	2,000x1,300x85	1,300x2,000x85
Weight	Unit		kg	33		42
Volume			L	1.30	1.70	2.10
Surface	Outer		m <sup>2</sup>	2.01		2.60
	Aperture		m <sup>2</sup>	1,800		2,360
	Absorber		m <sup>2</sup>	1.80		2.36
Coating				Micro-therm (absorption max. 96%, Emission ca. 5% +/-2%)		
Absorber				Harp-shaped copper pipe register with laser-welded highly selective coated aluminium plate		
Glazing				Single pane safety glass, transmission +/- 92%		
Allowed roof angle	Min. ~ Max.		°	15 ~ 80		
Operating pressure	Max.		bar	6		
Stand still temperature	Max.		°C	192		
Thermal performance	Collector efficiency (η <sub>col</sub> )		%	53		
	Zero loss collector efficiency η <sub>0</sub>		%	0.71		
	Heat loss coefficient a <sub>1</sub>		W/m <sup>2</sup> .K	4,300		
	Temperature dependence of the heat loss coefficient a <sub>2</sub>		W/m <sup>2</sup> .K <sup>2</sup>	0.006		
	Thermal capacity			kJ/K	4.90	

## EKSRPS4A/EKSRDS2A

# Pump station

- › Save energy and reduce CO<sub>2</sub> emissions with a solar system for domestic hot water production
- › Pump station connectable to drain-back solar system
- › Pump station and control provide the transfer of solar heat to the domestic hot water tank

More details and final information can be found by scanning or clicking the QR codes.



EKSRPS4A



EKSRDS2A



EKSRPS4A

Accessory				EKSRPS4A	EKSRDS2A
Mounting				On side of tank	On wall
Dimensions	Unit	HeightxWidthxDepth	mm	815x142x230	410x314x154
Weight	Unit		kg	6.40	6
Operation range	Ambient temperature	Min. ~ Max.	°C	5 ~ 40	- ~ 40
Operating pressure	Max.		bar	-	6
Stand still temperature	Max.		°C	85	120
Control				Digital temperature difference controller with plain text display	
	Power consumption		W	2	5
Sensor	Solar panel temperature sensor			Pt1000	
	Storage tank sensor			PTC	-
	Return flow sensor			PTC	-
	Feed temperature and flow sensor			Voltage signal (3.5V DC)	
Power supply	Phase/Frequency/Voltage		Hz/V	1 ~ /50/230	-/50/230
Power supply intake				Indoor unit	
Auxiliary	Solpump		W	37.3	23
	Annual auxiliary electricity consumption Q <sub>aux</sub>		kWh	92.1	89
	Solstandby		W	2.00	5.00